MT. SAN ANTONIO COLLEGE | COUNSELING

How to Return After A Pause*

*Formerly called "Dismissal"



Not sure about your academic standing?

- Check your academic standing in the Mt. SAC Portal. Log into inside.mtsac.edu

1 RE-APPLY TO MT. SAC FOR FALL OR SPRING ONLY

Visit www.mtsac.edu or scan QR code

SCAN ME

2 COMPLETE A RESTART SUCCESS WORKSHOP



View the back of this flyer for instructions on how to register for a **Restart Success** workshop

- After the workshop, you will be cleared to register on your assigned registration date.

3 REGISTER FOR CLASSES

Check your assigned registration date in the Portal and register when your date opens.

4 MEET WITH A COUNSELOR

- Check in with a counselor mid-semester for a progress check and clearance for the next registration period.
- Visit the Counseling website to schedule a counseling appointment

www.mtsac.edu/counseling

YOUR GOAL: RETURN TO GOOD STANDING

Academic Pause:
Raise your cumulative Mt. SAC GPA to 2.00 or higher

Progress Pause
Reduce W, I, NP and NPV units to below 50%

QUESTIONS? We're here to help.

academicstanding@mtsac.edu

909-274-4380

mtsac.edu/counseling

How to Register for a Workshop

1

- Log on to the portal at inside.mtsac.edu
- Click on “Navigate”

2

- In the left menu, select “Appointments,” then choose
  - “Schedule an Appointment.”

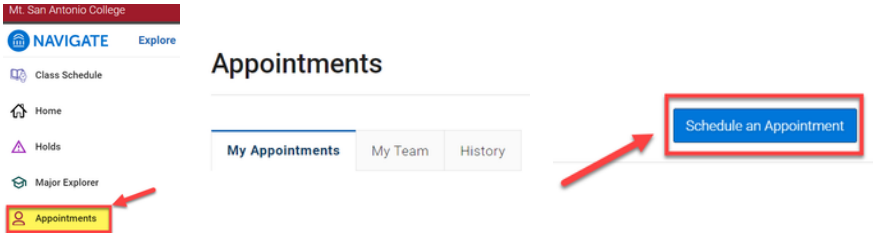

3

- Select the Workshop you’ve been directed to complete:

1. Type of appointment: “Counseling”
2. Services:
   - Select: “Notice 2 Workshop or Restart Success Workshop”

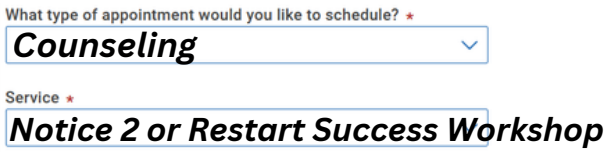

4

- Select a date, time, and preference In-Person or Zoom
- Make your selection and press “Schedule”

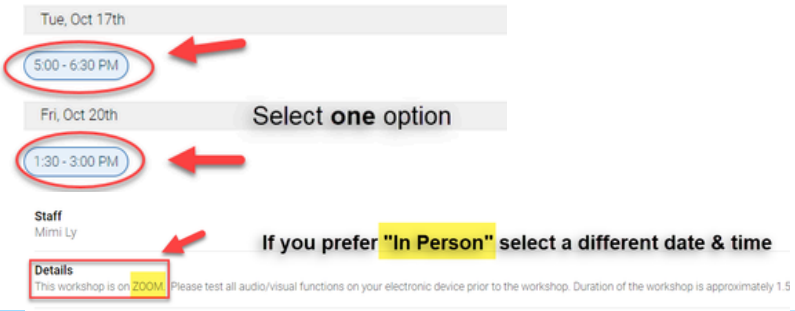

MT SAC Counseling

mtsac.edu/counseling

909-274-4380