How to Register for a Workshop

1

- Log on to the portal at inside.mtsac.edu
- Click on “Navigate”

2

- In the left menu, select “Appointments,” then choose
  - “Schedule an Appointment.”

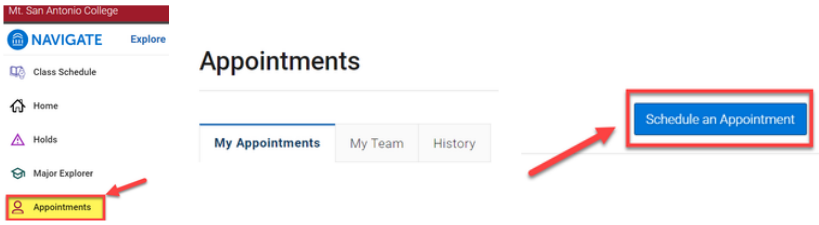

3

- Select the Workshop you’ve been directed to complete:

1. Type of appointment: “Counseling”
2. Services:
   - Select: “Notice 2 Workshop or Restart Success Workshop”

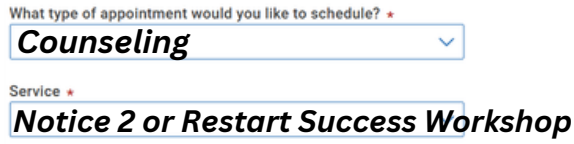

4

- Select a date, time, and preference In-Person or Zoom
- Make your selection and press “Schedule”

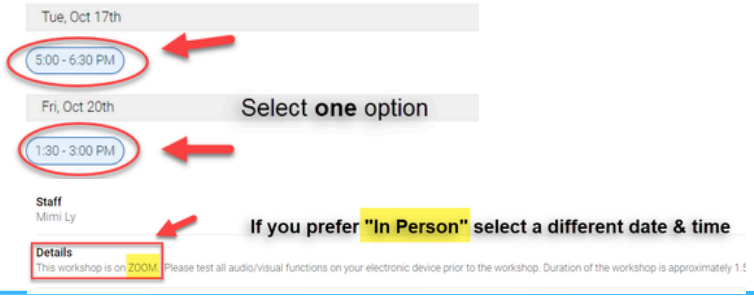

MT SAC Counseling

mtsac.edu/counseling

909-274-4380