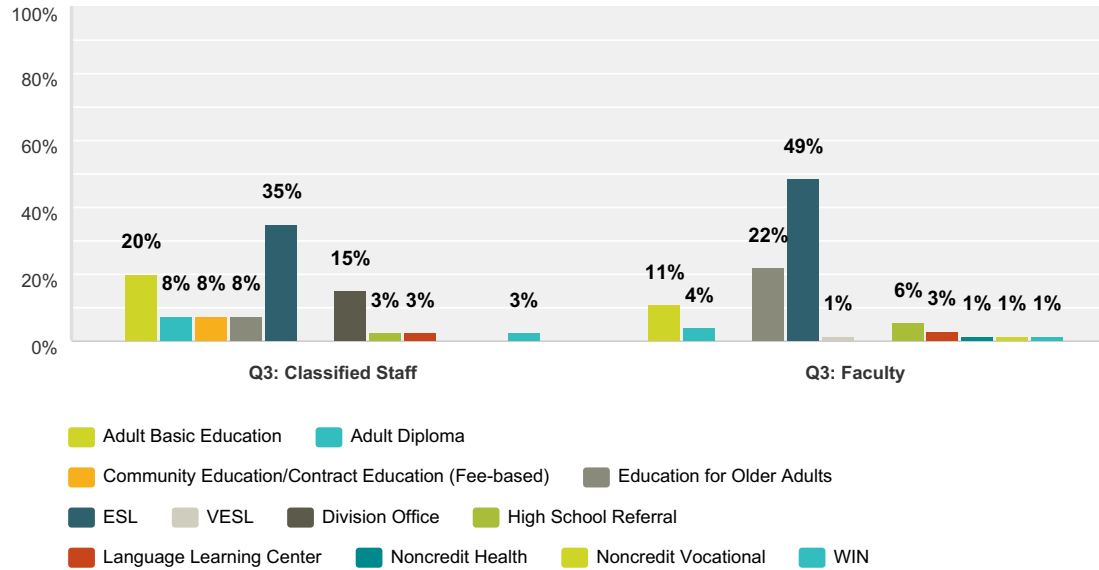


Q1 In which Continuing Education Program are you primarily employed?

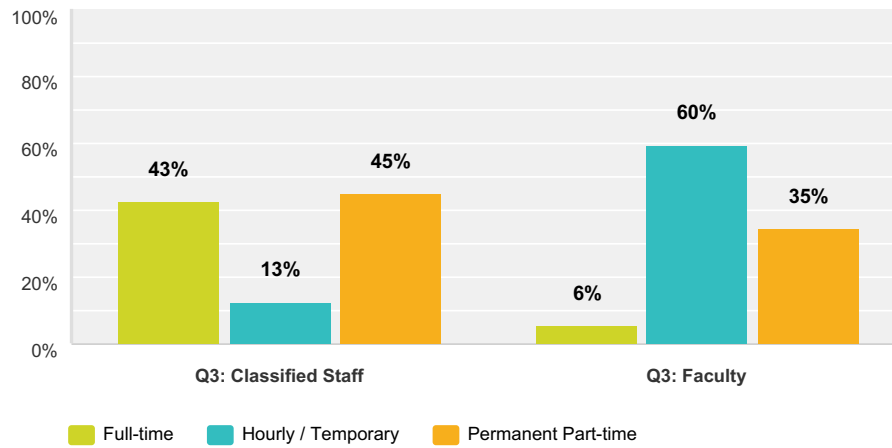
Answered: 112 Skipped: 0



	Adult Basic Education	Adult Diploma	Community Education/Contract Education (Fee-based)	Education for Older Adults	ESL	VESL	Division Office	High School Referral	Language Learning Center	Noncredit Health	Noncredit Vocational	WIN	Total
Q3: Classified Staff	20% 8	8% 3	8% 3	8% 3	35% 14	0% 0	15% 6	3% 1	3% 1	0% 0	0% 0	3% 1	40
Q3: Faculty	11% 8	4% 3	0% 0	22% 16	49% 35	1% 1	0% 0	6% 4	3% 2	1% 1	1% 1	1% 1	72
Total Respondents	16	6	3	19	49	1	6	5	3	1	1	2	112

Q2 What is your employment status?

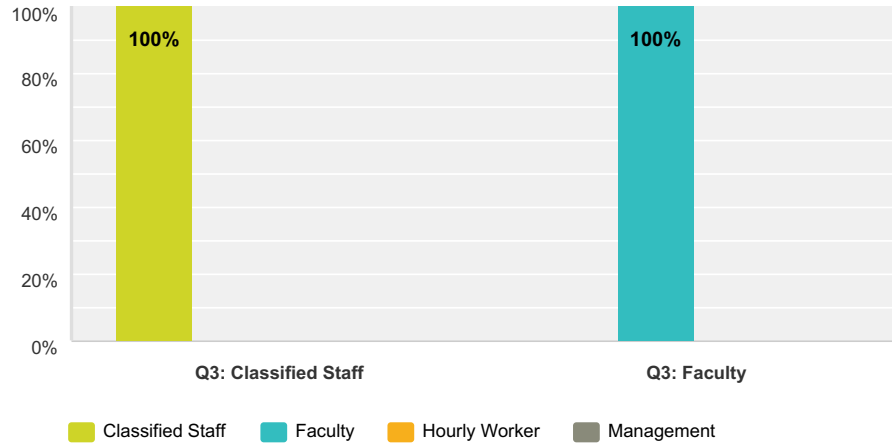
Answered: 112 Skipped: 0



	Full-time	Hourly / Temporary	Permanent Part-time	Total
Q3: Classified Staff	43% 17	13% 5	45% 18	40
Q3: Faculty	6% 4	60% 43	35% 25	72
Total Respondents	21	48	43	112

Q3 What is your primary position in Continuing Education?

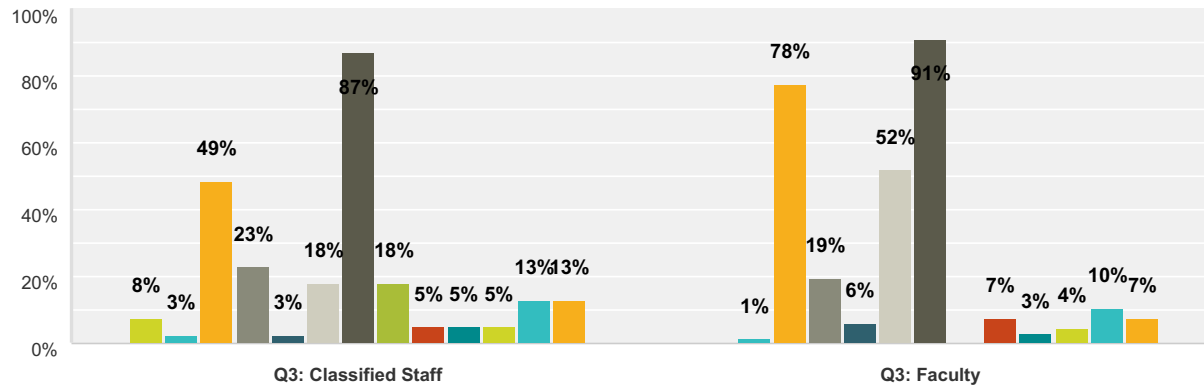
Answered: 112 Skipped: 0



	Classified Staff	Faculty	Hourly Worker	Management	Total
Q3: Classified Staff	100% 40	0% 0	0% 0	0% 0	40
Q3: Faculty	0% 0	100% 72	0% 0	0% 0	72
Total Respondents	40	72	0	0	112

Q13 I prefer to use the following communication tools to receive or share information with my department or colleagues. (Select up to 3)

Answered: 106 Skipped: 6

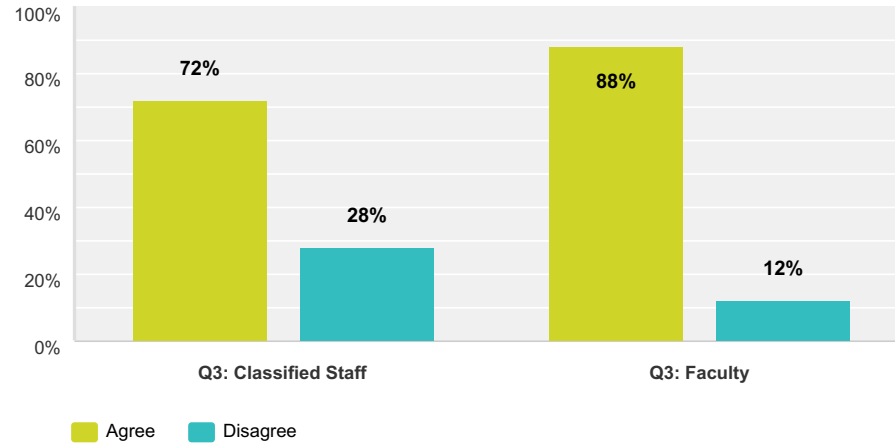


- Bulletin boards
- Continuing Education website
- Face-to-face interactions
- Internal memos/flyers (campus mail)
- Letters (U.S. Postal)
- Meetings/workshops
- Mt. SAC email
- Mt. SAC Instant Messenger
- Mt. SAC Portal (Banner/Luminus)
- Mt. SAC website
- Newsletters
- Texts
- Voicemail

	Bulletin boards	Continuing Education website	Face-to-face interactions	Internal memos/flyers (campus mail)	Letters (U.S. Postal)	Meetings/workshops	Mt. SAC email	Mt. SAC Instant Messenger	Mt. SAC Portal (Banner/Luminus)	Mt. SAC website	Newsletters	Texts	Voicemail	Total
Q3: Classified Staff	8% 3	3% 1	49% 19	23% 9	3% 1	18% 7	87% 34	18% 7	5% 2	5% 2	5% 2	13% 5	13% 5	97
Q3: Faculty	0% 0	1% 1	78% 52	19% 13	6% 4	52% 35	91% 61	0% 0	7% 5	3% 2	4% 3	10% 7	7% 5	188
Total Respondents	3	2	71	22	5	42	95	7	7	4	5	12	10	106
Other (please specify)											Total			
Q3: Classified Staff											1	1		
Q3: Faculty											1	1		

Q14 Over the last year division-wide communication has been improved.

Answered: 106 Skipped: 6

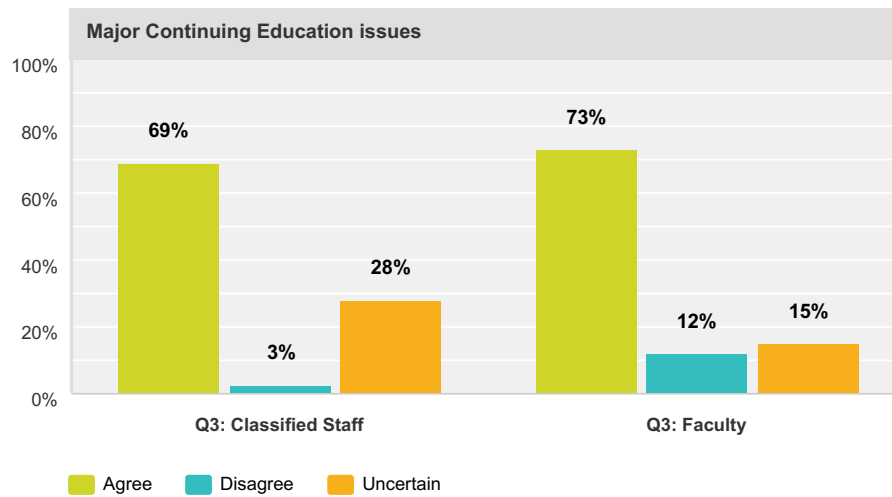
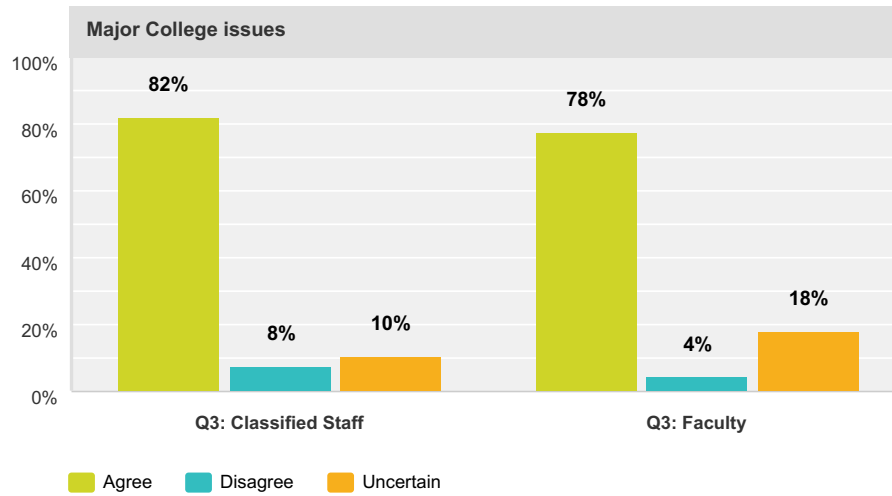


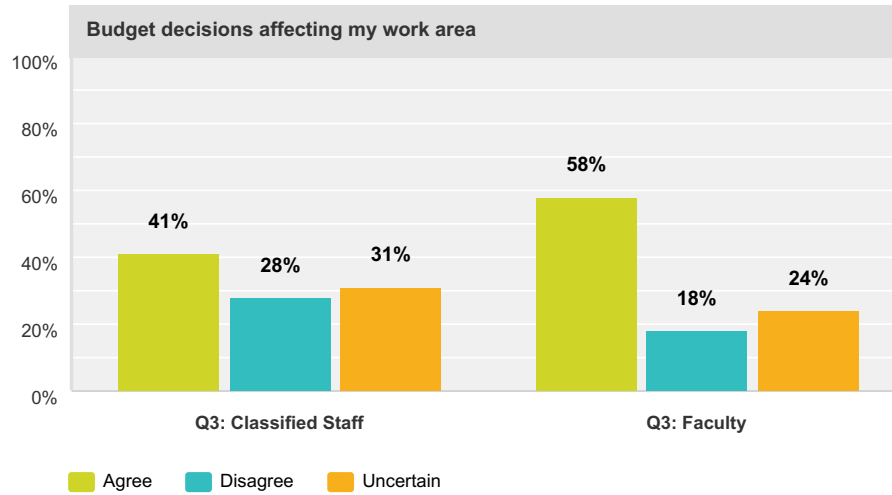
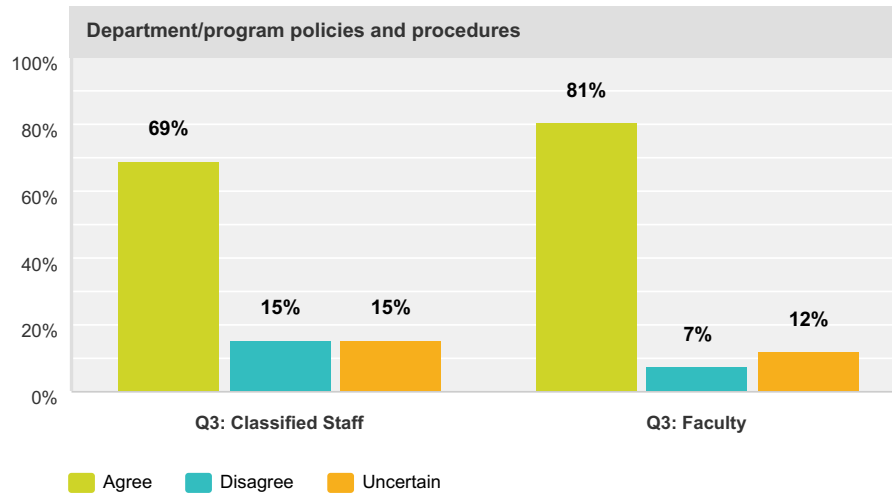
	Agree	Disagree	Total
Q3: Classified Staff	72% 28	28% 11	39
Q3: Faculty	88% 59	12% 8	67
Total Respondents	87	19	106

Q15 Over the last year I was satisfied with the amount of information I received about .

..

Answered: 106 Skipped: 6



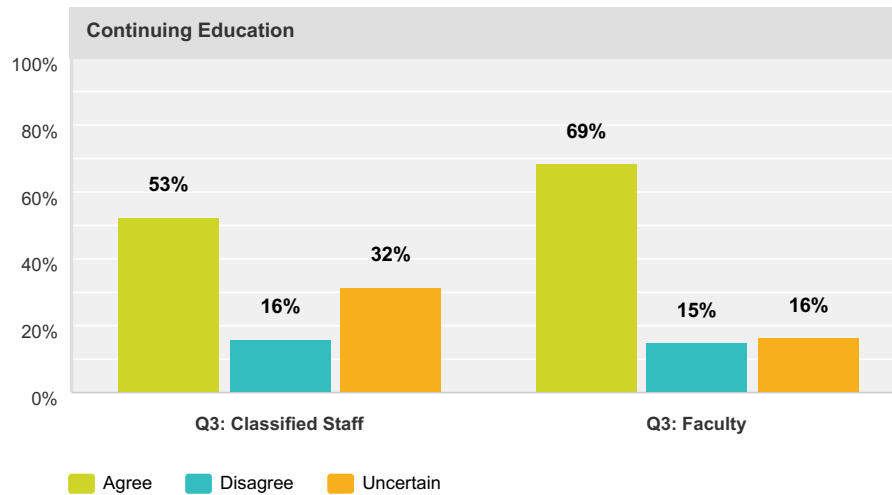
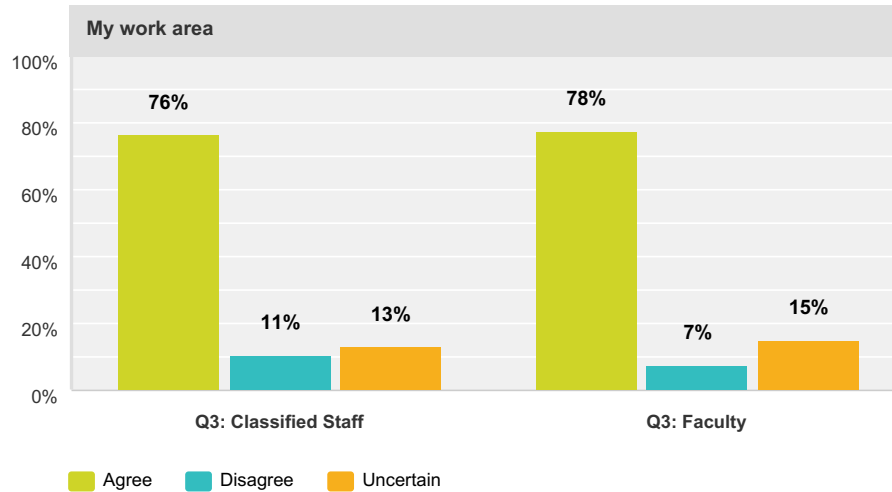


Major College issues				
	Agree	Disagree	Uncertain	Total
Q3: Classified Staff	82% 32	8% 3	10% 4	39
Q3: Faculty	78% 52	4% 3	18% 12	67
Major Continuing Education issues				
	Agree	Disagree	Uncertain	Total

Q3: Classified Staff	69% 27	3% 1	28% 11	39
Q3: Faculty	73% 49	12% 8	15% 10	67
Department/program policies and procedures				
	Agree	Disagree	Uncertain	Total
Q3: Classified Staff	69% 27	15% 6	15% 6	39
Q3: Faculty	81% 54	7% 5	12% 8	67
Budget decisions affecting my work area				
	Agree	Disagree	Uncertain	Total
Q3: Classified Staff	41% 16	28% 11	31% 12	39
Q3: Faculty	58% 39	18% 12	24% 16	67

Q16 I am comfortable with my level of involvement in decisions that impact . . .

Answered: 105 Skipped: 7

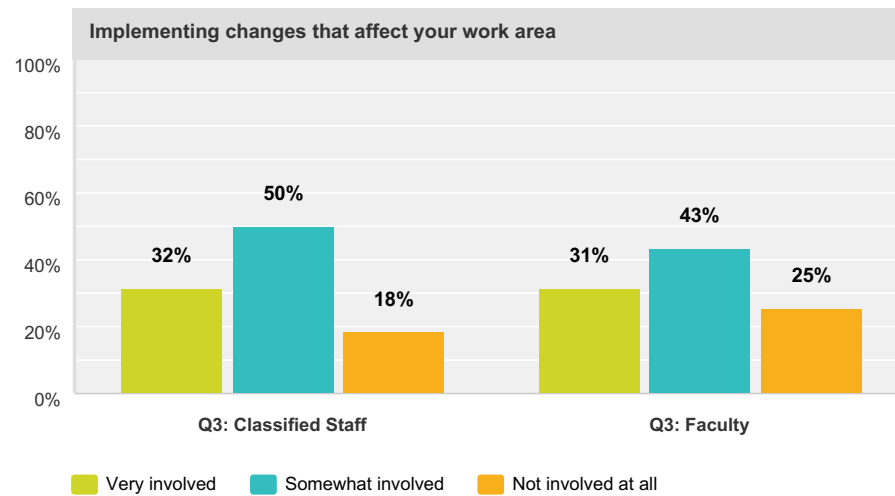
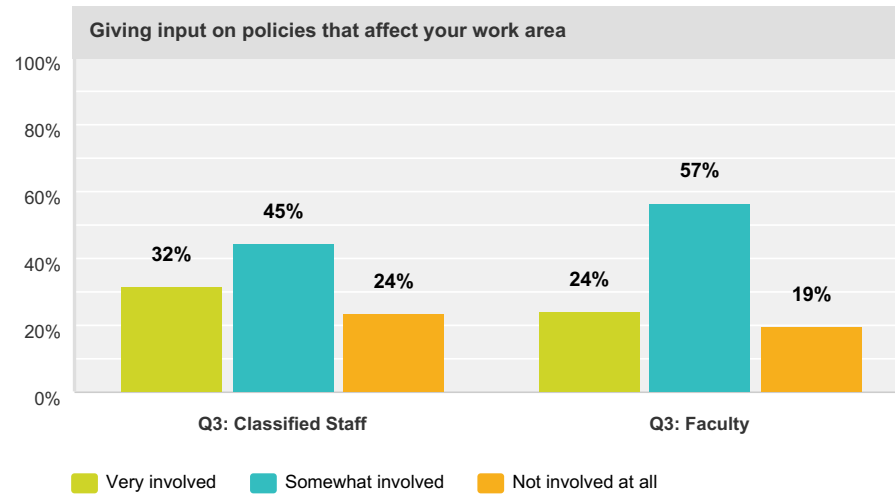


My work area				
	Agree	Disagree	Uncertain	Total

Q3: Classified Staff	76% 29	11% 4	13% 5	38
Q3: Faculty	78% 52	7% 5	15% 10	67
Continuing Education				
	Agree	Disagree	Uncertain	Total
Q3: Classified Staff	53% 20	16% 6	32% 12	38
Q3: Faculty	69% 46	15% 10	16% 11	67

Q17 How involved are you in . . .

Answered: 105 Skipped: 7

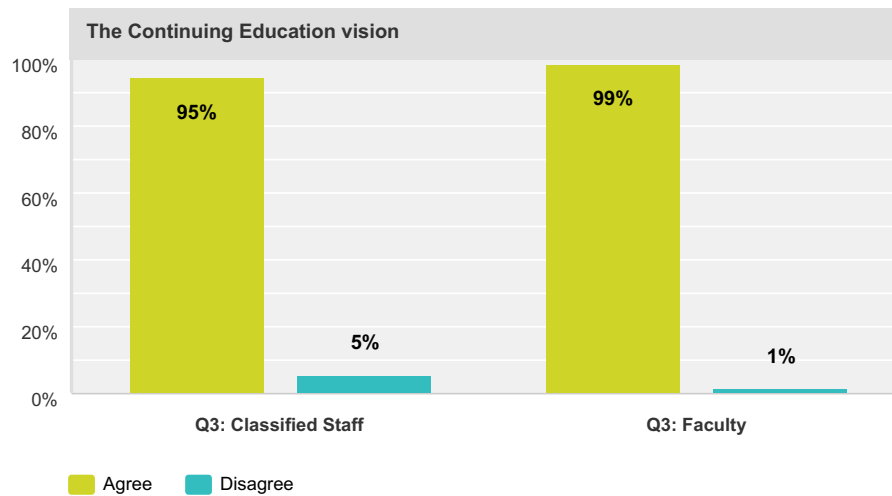
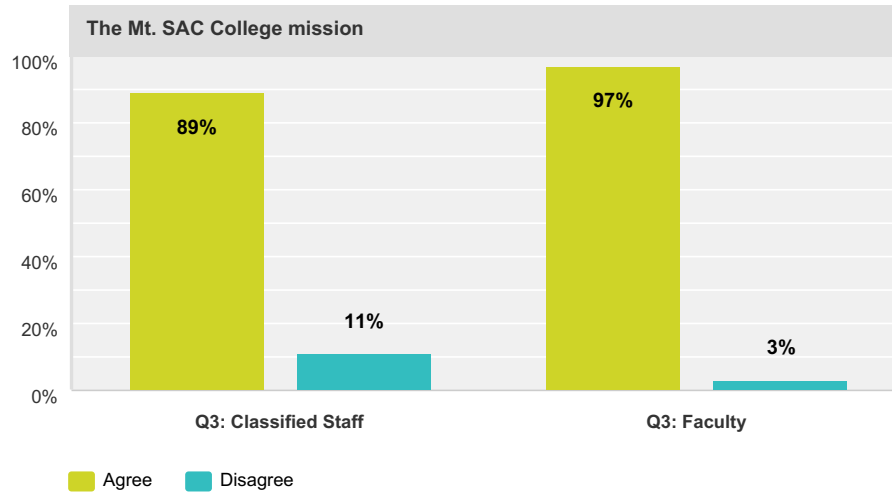


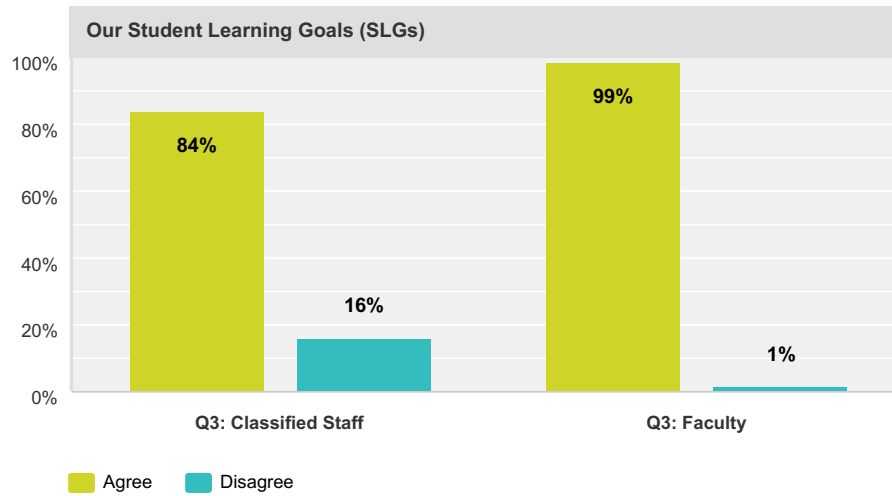
Giving input on policies that affect your work area				
	Very involved	Somewhat involved	Not involved at all	Total
Q3: Classified Staff	32% 12	45% 17	24% 9	38

Q3: Faculty	24% 16	57% 38	19% 13	67
Implementing changes that affect your work area				
	Very involved	Somewhat involved	Not involved at all	Total
Q3: Classified Staff	32% 12	50% 19	18% 7	38
Q3: Faculty	31% 21	43% 29	25% 17	67

Q18 I clearly understand how my work relates to . . .

Answered: 104 Skipped: 8

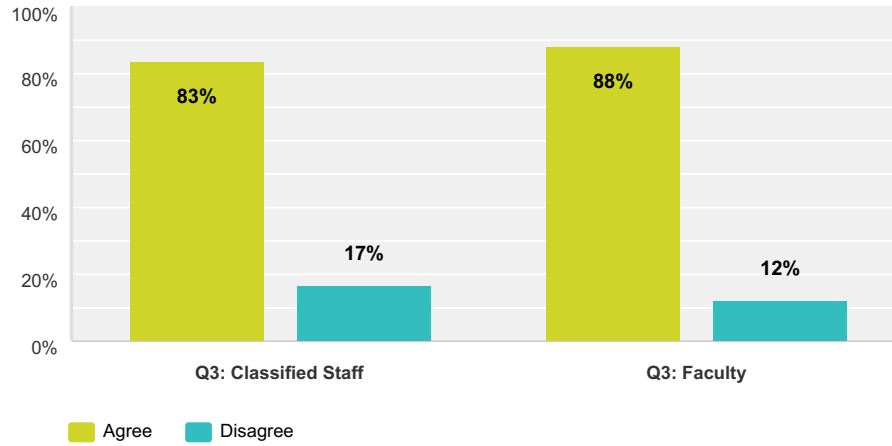




The Mt. SAC College mission			
	Agree	Disagree	Total
Q3: Classified Staff	89% 33	11% 4	37
Q3: Faculty	97% 65	3% 2	67
The Continuing Education vision			
	Agree	Disagree	Total
Q3: Classified Staff	95% 35	5% 2	37
Q3: Faculty	99% 66	1% 1	67
Our Student Learning Goals (SLGs)			
	Agree	Disagree	Total
Q3: Classified Staff	84% 31	16% 6	37
Q3: Faculty	99% 66	1% 1	67

Q19 I am comfortable going to my supervisor with workplace problems.

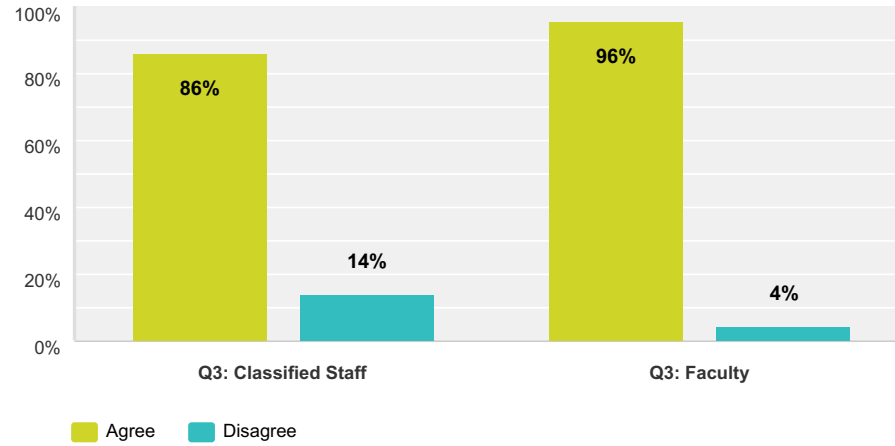
Answered: 103 Skipped: 9



	Agree	Disagree	Total
Q3: Classified Staff	83% 30	17% 6	36
Q3: Faculty	88% 59	12% 8	67
Total Respondents	89	14	103

Q20 I receive adequate feedback regarding my work performance.

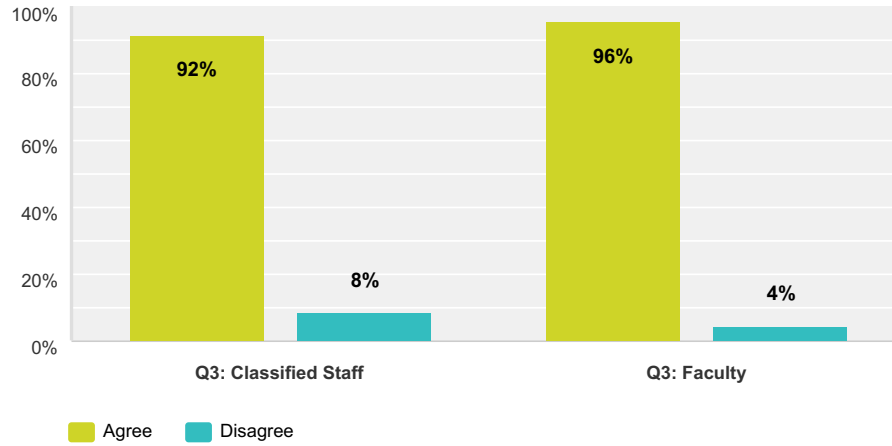
Answered: 103 Skipped: 9



	Agree	Disagree	Total
Q3: Classified Staff	86% 31	14% 5	36
Q3: Faculty	96% 64	4% 3	67
Total Respondents	95	8	103

Q21 I have adequate technology to do my job.

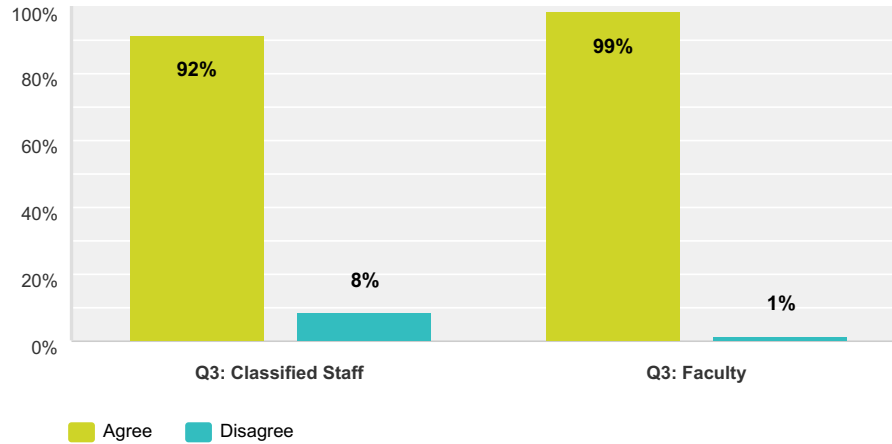
Answered: 103 Skipped: 9



	Agree	Disagree	Total
Q3: Classified Staff	92% 33	8% 3	36
Q3: Faculty	96% 64	4% 3	67
Total Respondents	97	6	103
	Comments:		Total
Q3: Classified Staff			2
Q3: Faculty			3

Q22 I have adequate technological support to do my job.

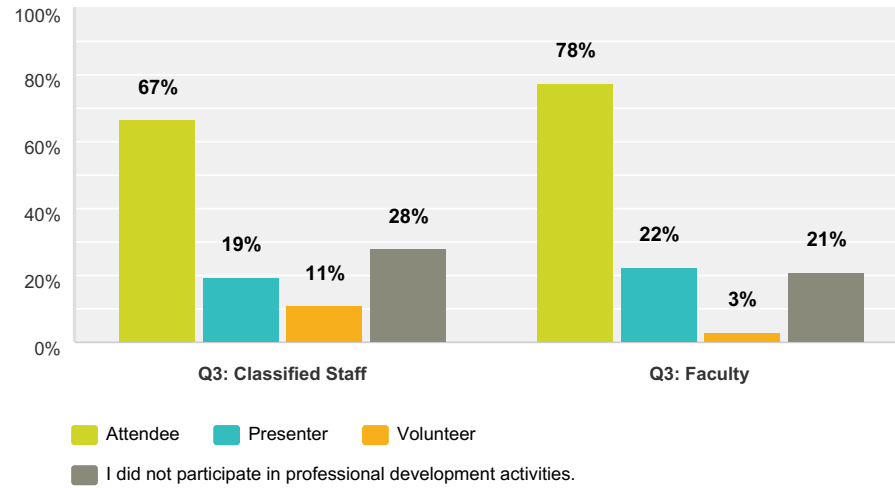
Answered: 103 Skipped: 9



	Agree	Disagree	Total
Q3: Classified Staff	92% 33	8% 3	36
Q3: Faculty	99% 66	1% 1	67
Total Respondents	99	4	103
	Comments:		Total
Q3: Classified Staff	1		1
Q3: Faculty	4		4

Q23 During the 2012-13 school year I participated in professional development activities as a(n) . . . (Select all that apply)

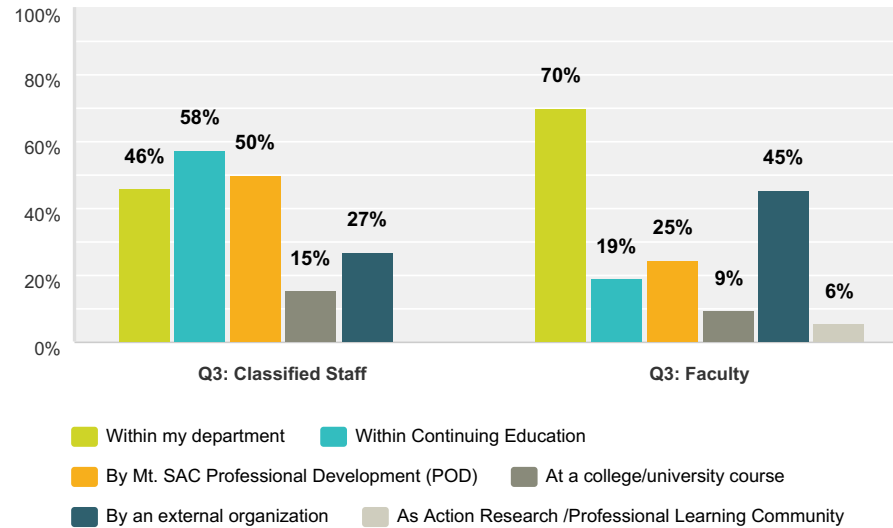
Answered: 103 Skipped: 9



	Attendee	Presenter	Volunteer	I did not participate in professional development activities.	Total
Q3: Classified Staff	67% 24	19% 7	11% 4	28% 10	45
Q3: Faculty	78% 52	22% 15	3% 2	21% 14	83
Total Respondents	76	22	6	24	103

Q24 The professional development I attended was offered . . . (Select all that apply)

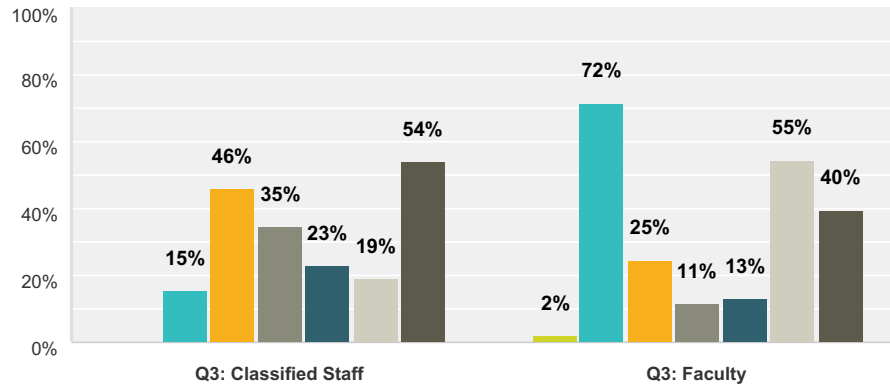
Answered: 79 Skipped: 33



	Within my department	Within Continuing Education	By Mt. SAC Professional Development (POD)	At a college/university course	By an external organization	As Action Research /Professional Learning Community	Total
Q3: Classified Staff	46% 12	58% 15	50% 13	15% 4	27% 7	0% 0	51
Q3: Faculty	70% 37	19% 10	25% 13	9% 5	45% 24	6% 3	92
Total Respondents	49	25	26	9	31	3	79

Q25 The professional development I attended was related to the following topic. (Select all that apply)

Answered: 79 Skipped: 33

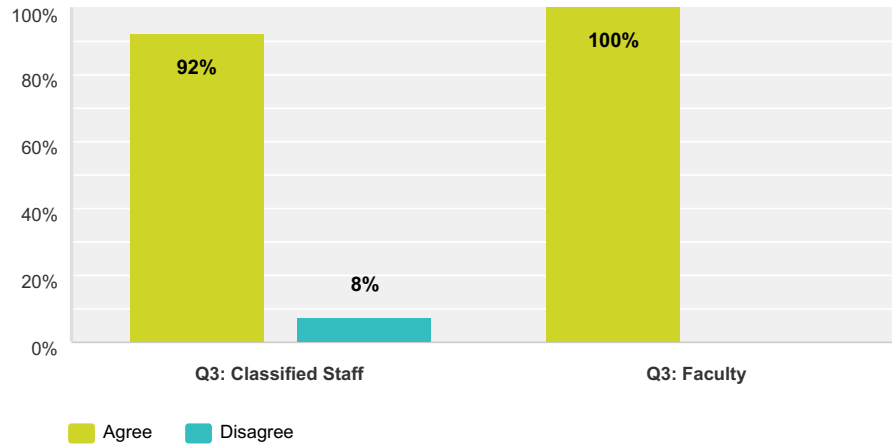


- Job Advancement (minimum qualifications)
- Pedagogy (teaching and learning)
- Personal enrichment
- Policy and practice
- Program improvement (ie WASC, use of data)
- SLOs/Student Learning Goals
- Tools/Skills (ie technology, Banner, Microsoft Office)

	Job Advancement (minimum qualifications)	Pedagogy (teaching and learning)	Personal enrichment	Policy and practice	Program improvement (ie WASC, use of data)	SLOs/Student Learning Goals	Tools/Skills (ie technology, Banner, Microsoft Office)	Total
Q3: Classified Staff	0% 0	15% 4	46% 12	35% 9	23% 6	19% 5	54% 14	50
Q3: Faculty	2% 1	72% 38	25% 13	11% 6	13% 7	55% 29	40% 21	115
Total Respondents	1	42	25	15	13	34	35	79
Other (please specify)								Total
Q3: Classified Staff							2	2
Q3: Faculty							1	1

Q26 I have used professional skills and knowledge learned through professional development activities.

Answered: 79 Skipped: 33



	Agree	Disagree	Total
Q3: Classified Staff	92% 24	8% 2	26
Q3: Faculty	100% 53	0% 0	53
Total Respondents	77	2	79

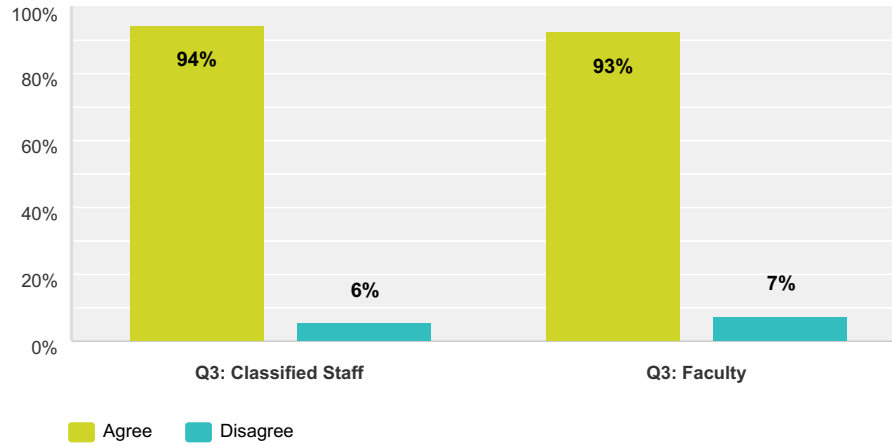
Q27 What professional development do you need for your job? (e.g. Word, Excel, customer service, etc.)

Answered: 24 Skipped: 88

	What professional development do you need for your job? (e.g. Word, Excel, customer service, etc.)	Total
Q3: Classified Staff	100% 7	7
Q3: Faculty	100% 17	17
Total Respondents	24	24

Q28 I am aware of where to refer students for counseling or advising services.

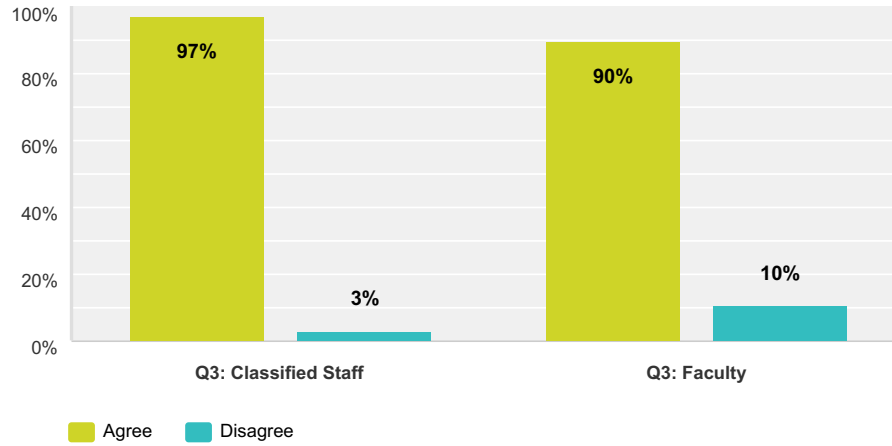
Answered: 103 Skipped: 9



	Agree	Disagree	Total
Q3: Classified Staff	94% 34	6% 2	36
Q3: Faculty	93% 62	7% 5	67
Total Respondents	96	7	103

Q29 I am aware of campus procedures in the event of an emergency.

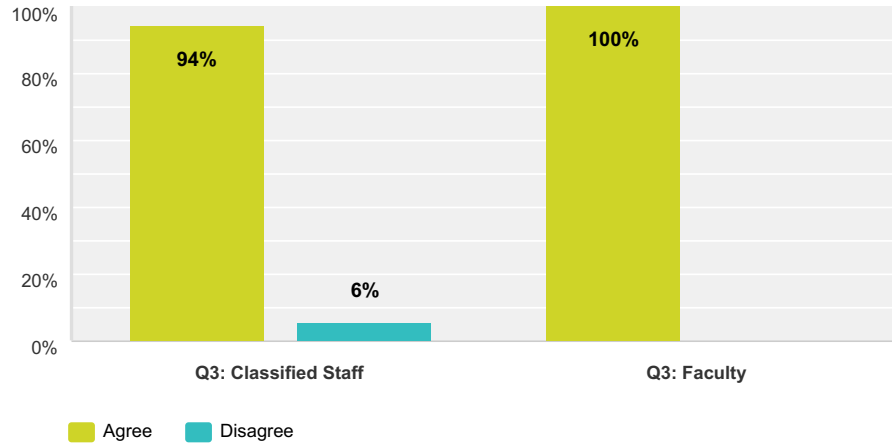
Answered: 103 Skipped: 9



	Agree	Disagree	Total
Q3: Classified Staff	97% 35	3% 1	36
Q3: Faculty	90% 60	10% 7	67
Total Respondents	95	8	103

Q30 I can describe how my work contributes to student success at Mt. SAC.

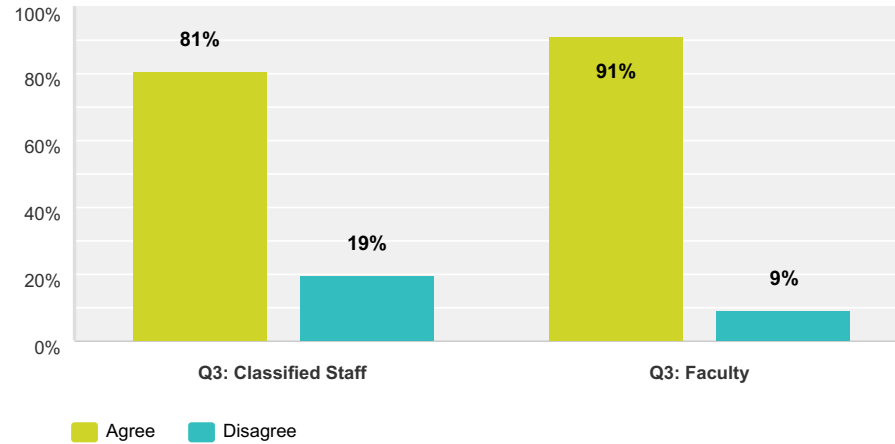
Answered: 103 Skipped: 9



	Agree	Disagree	Total
Q3: Classified Staff	94% 34	6% 2	36
Q3: Faculty	100% 67	0% 0	67
Total Respondents	101	2	103

Q31 I receive information about the success of students in my program.

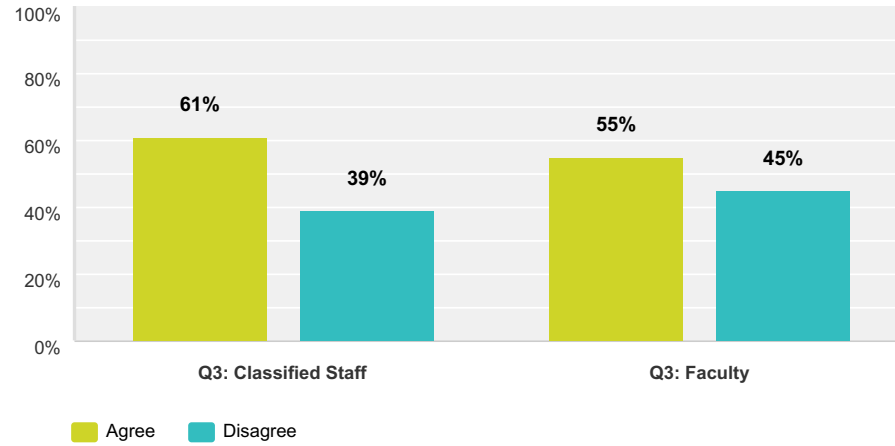
Answered: 103 Skipped: 9



	Agree	Disagree	Total
Q3: Classified Staff	81% 29	19% 7	36
Q3: Faculty	91% 61	9% 6	67
Total Respondents	90	13	103

Q32 I receive information about the success of students across the Division.

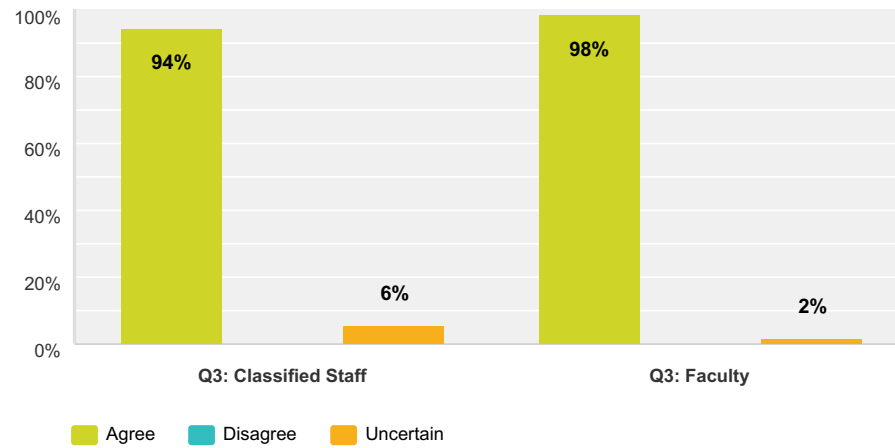
Answered: 103 Skipped: 9



	Agree	Disagree	Total
Q3: Classified Staff	61% 22	39% 14	36
Q3: Faculty	55% 37	45% 30	67
Total Respondents	59	44	103

Q33 I enjoy working at Mt. SAC.

Answered: 102 Skipped: 10



	Agree	Disagree	Uncertain	Total
Q3: Classified Staff	94% 34	0% 0	6% 2	36
Q3: Faculty	98% 65	0% 0	2% 1	66
Total Respondents	99	0	3	102