



MT. SAN ANTONIO COLLEGE

REGULAR MEETING OF THE CITIZENS OVERSIGHT COMMITTEE

Thursday, November 1, 2018

MINUTES

I. TOUR

Prior to the start of the meeting, the following committee members took a van tour of the Physical Education Project, led by Gary Nellesen:

Robert Carter
Michael Lewis

Manuel Baca
Gary Chow

II. DINNER

Dinner was served at 5:30 p.m.

III. CALL TO ORDER

The regular meeting of the Mt. San Antonio College Citizens Oversight Committee was called to order at 6:00 p.m. by Alta Skinner, Chair.

CITIZENS OVERSIGHT COMMITTEE MEMBERS PRESENT

Emmett Badar	Jorge Marquez
Mario Barragan	Judy Nieh
Robert Carter	Alta Skinner
Michael Lewis	Maricela Vazquez Aviles

CITIZENS OVERSIGHT COMMITTEE MEMBERS ABSENT

Cruz Baca	Carmen Roman
-----------	--------------

STAFF PRESENT

Bill Scroggins, President & CEO
Gary Nellesen, Director, Facilities, Planning, and Management
Carol Nelson, Executive Assistant, President's Office
Manuel Baca, President, Board of Trustees
Judy Chen Haggerty, Member, Board of Trustees
Gary Chow, Member, Board of Trustees

IV. APPROVAL OF MINUTES

It was moved by Nieh and seconded by Barragan to approve the minutes of the August 2, 2018, meeting.

Ayes: Badar, Barragan, Nieh, Skinner, Aviles

Noes: None

Abstained: Carter, Lewis, Marquez

Absent: Baca, Roman

Motion carried.

V. PUBLIC COMMENT

None.

VI. PRESIDENT'S REPORT

- The College is well into the Fall Semester and up slightly in enrollment.
- The College is growing in short-term non-credit vocational education, EMT, dual enrollment, and online education.

VII. PROGRESS REPORT ON MEASURE RR AND BAN PROJECTS

- Gary Nellesen, Director, Facilities Planning and Management, reviewed and explained the spreadsheets provided in the Project Budget Report, dated November 2018, that showed the Measure RR and BAN budgets.
- Committee members were provided a copy of Mr. Nellesen's report, and it may be found on the College's website with these minutes.

VIII. CITIZENS OVERSIGHT COMMITTEE MEMBER TERMS

Members terming out:

- Robert Carter (Community Representative)

IX. COMMITTEE MEMBER COMMUNICATION

- Robert Carter thanked the Committee members and staff for the work of the committee.
- Maricela Vasquez Aviles provided Get out the Vote t-shirts for committee members.
- Judy Chen Haggerty thanked Gary Nellesen for his report.
- Gary Chow thanked all members for serving and for the work of the staff.
- Gary Nellesen thanked Valerie Arenas Rey for her work in preparation of the Citizens Oversight Committee reports.

- Emmett Badar thanked the staff for their hard work and the Trustees for their dedication to the College.
- Mario Barragan thanked the staff for their work.
- Manuel Baca thanked the committee for their time served, and commented on the importance of the Citizens Oversight Committee.
- Alta Skinner commented on the hard work of the Citizens Oversight Committee members.

X. ADJOURNMENT

The meeting adjourned at 7:32 p.m.

The next meeting will be held on Thursday, February 7, 2019, at 6:00 p.m., in Founders Hall.

cn



MT. SAN ANTONIO COLLEGE Measure RR

PROJECT BUDGET REPORT



NOVEMBER 2018

**Presented to
Citizens Oversight Committee
November 1, 2018**

Measure RR Bond Budget

		Measure RR BAN	Measure RR BAN Interest	Measure RR Series AB	Measure RR Series AB Interest	Measure RR Series C	Series C Interest	Measure RR BAN Series 2	Measure RR BAN Series 2 Interest	Measure RR BAN Series 3	Incentives & Prop 39	
Project	DESCRIPTION	Total	Total	Total	Total	Total	Total	Total	Total	Jan-19	Proposed Budget	Measure RR Project Total
A	Library, Learning Resources and Campus	\$ 197,529.21	\$ -	\$ -								\$ 197,529.21
A1	Student Center			1,218,275.78				3,149,999.73				4,368,275.51
B	Business and Computer Technology	\$ 527,300.20	\$ -	22,396,558.69		18,466,639.70		20,362,723.39				61,753,221.98
C	Child Development Center	\$ 16,668,996.18	\$ -	1,464,628.13	384,966.62							18,518,590.93
C1	CDC Corrective Items	\$ -	\$ -	619,393.08								619,393.08
D	Athletics Complex Phase 2	\$ -	\$ -	6,254,348.43				38,215,558.48		25,912,555.00		70,382,461.91
D1	Golf Driving Range	\$ -	\$ -	-								-
D2	Football Practice Field	\$ -	\$ -	-								-
D3	Track and Field Updates	\$ -	\$ -	-								-
D4	Tennis Courts	\$ -	\$ -	-								-
D5	Gymnasium	\$ 38,772.00	\$ -	-								38,772.00
D6	Heritage Hall			-								-
D7	Sand Volleyball Courts			-				499,999.58				499,999.58
D8	Athletic Complex - Scoreboard			-				80,000.00				80,000.00
	Career and Technical Education Building											
E	Renovation	\$ 65,008.18	\$ -	-								65,008.18
E1	Bldg. 28A Secondary Effects	\$ 27,035.00	\$ -	-								27,035.00
F	Classroom Building Renovation	\$ -	\$ -	-								-
F1	Phase 1 - Bldg. 45 Renovation	\$ 4,487,812.21	\$ -	-								4,487,812.21
F2	Phase 2 - Bldg. 6 2nd Floor Renovation	\$ -	\$ -	-								-
G	Laboratory Building Expansion-Sciences	\$ -	\$ -	-								-
G1	Astronomy Dome--Bldg. 60	\$ 791,200.52	\$ -	-								791,200.52
H	Fire Academy	\$ 106,160.76	\$ -	-								106,160.76
H1	Fire Academy Site Preparation	\$ -	\$ -	3,534,453.78								3,534,453.78
I	Public Transportation Center	\$ 99,999.98	\$ -	-								99,999.98
J	Parking, Public Safety, and Traffic	\$ -	\$ -	-								-
J1	Parking Structure-Lot A	\$ 581,550.49	\$ -	4,536,122.05								5,117,672.54
J2	Parking Structure-Lot R			-				2,200,000.26				2,200,000.26
J3	Parking Structure-Lot S			-				1,884,934.51				1,884,934.51
K	Scheduled Maintenance, 5 Years (Holding)	\$ -	\$ -	-				-				-
K1	Pool Locker Room Repair/ADA Upgrade	\$ 14,000.00	\$ -	-								14,000.00
K2	Cadaver Room HVAC Upgrade	\$ 69,216.16	\$ -	-								69,216.16
K3	Misc. Small Haz Mat Abatement	\$ 129,999.91	\$ -	200,000.61								330,000.52
K4	Misc. Interior Improvements	\$ 250,000.62	\$ -	350,000.44				250,000.19				850,001.25
K5	Misc. Exterior Improvements	\$ 299,999.64	\$ -	299,999.28				250,000.35				849,999.27
K6	Mirror-Glass Replacement	\$ 39,958.09	\$ -	-								39,958.09
K7	Hardscape-Asphalt Replacement	\$ 79,373.63	\$ -	-								79,373.63
K8	Bldg. 1B Hot Water Piping	\$ 19,300.00	\$ -	-								19,300.00
K9	Misc. Repairs--Auxiliary Service	\$ 51,511.79	\$ -	-								51,511.79
K10	Misc. Fencing Improv. & Replacement	\$ -	\$ -	10,586.26								10,586.26
K11	Bldg. 2 Waterproofing	\$ 70,314.00	\$ -	-								70,314.00
K12	Library Security Upgrades	\$ 34,377.31	\$ -	-								34,377.31
K13	Bldg. 26 Air Handler Replacement	\$ 154,522.94	\$ -	330,751.48				1,700,000.38				2,185,274.80
K14	Health Center Flooring Replacement	\$ 79,169.35	\$ -	-								79,169.35
K15	Track Repairs	\$ 33,375.00	\$ -	-								33,375.00
K16	Building Expansion Joints	\$ -	\$ -	-								-
K17	Gymnasium Repairs	\$ -	\$ -	-								-
K18	Library HVAC Repairs	\$ -	\$ -	-								-
K19	Farm Drainage Repairs	\$ 149,999.82	\$ -	-								149,999.82
K20	Boiler Repair/Replacement	\$ 273,931.81	\$ -	-								273,931.81
K21	Bldg. 28B Fire Alarm Upgrade	\$ 346,457.87	\$ -	-								346,457.87
K22	Scheduled Maintenance 2012/13	\$ 273,658.09	\$ -	-								273,658.09
K23	Misc. Farm Buildings Improvements	\$ 19,999.68	\$ -	201,988.52								221,988.20
K24	Rekey various buildings	\$ 29,996.78	\$ -	-								29,996.78
K25	Bldg. 2 Mechanical	\$ -	\$ -	1,012,352.96								1,012,352.96
K26	Scheduled Maintenance 2013/14	\$ -	\$ -	277,874.20								277,874.20
K27	Bldg. 28 Duct Cleaning	\$ -	\$ -	127,751.54								127,751.54
K28	Elevator Upgrades-Phase 1	\$ -	\$ -	49,685.04								49,685.04
K29	Campus Asphalt Repairs	\$ -	\$ -	49,977.50								49,977.50

Measure RR Bond Budget

		Measure RR BAN	Measure RR BAN Interest	Measure RR Series AB	Measure RR Series AB Interest	Measure RR Series C	Series C Interest	Measure RR BAN Series 2	Measure RR BAN Series 2 Interest	Measure RR BAN Series 3	Incentives & Prop 39	
Project	DESCRIPTION	Total	Total	Total	Total	Total	Total	Total	Total	Jan-19	Proposed Budget	Measure RR Project Total
K30	Bldg. 26A Sewer Line Replacement	\$ -	\$ -	\$ 12,500.50								\$ 12,500.50
K31	Bldg. 28B Sewer Line Replacement	\$ -	\$ -	\$ 21,000.00								\$ 21,000.00
K32	Bldg. 3 and 27C Interiors	\$ -	\$ -	\$ 125,000.21								\$ 125,000.21
K33	Repair Bldg. 28AB Roof	\$ -	\$ -	\$ 325.00								\$ 325.00
K34	Storefront Doors-Bldg. 26, 28	\$ -	\$ -	\$ 50,002.40								\$ 50,002.40
K35	Farm Buildings Siding/Roofs	\$ -	\$ -	\$ 37,500.00								\$ 37,500.00
K36	Scheduled Maintenance 2014/15	\$ -	\$ -	\$ 271,636.95								\$ 271,636.95
K37	Scheduled Maintenance 2015/16	\$ -	\$ -	\$ 274,999.24								\$ 274,999.24
K38	Scheduled Maintenance 2016/17	\$ -	\$ -	\$ 275,000.08								\$ 275,000.08
K39	Scheduled Maintenance 2017/18	\$ -	\$ -	\$ 12,830.00				\$ 274,999.51				\$ 287,829.51
K40	Bldg. 60 Boiler Replacement	\$ -	\$ -	\$ 175,100.75								\$ 175,100.75
K41	Baseball/Softball Field Improvements	\$ -	\$ -	\$ 137,983.41								\$ 137,983.41
K42	Bldg. 6 Flooring Replacement	\$ -	\$ -	\$ 41,624.83								\$ 41,624.83
K43	Bldg. 2 Flooring Replacement	\$ -	\$ -	\$ 106,545.78								\$ 106,545.78
K44	Central Plant Equipment Scheduled	\$ -	\$ -	\$ 369,700.83								\$ 369,700.83
K45	Athletics Fence Screening	\$ -	\$ -	\$ -								\$ -
K46	Upgrade Access Control	\$ -	\$ -	\$ 79,665.97								\$ 79,665.97
K47	Bldg. 9A Electrical and Fire Upgrade	\$ -	\$ -	\$ 26,020.00								\$ 26,020.00
K48	Bldg. 2 Air Balance	\$ 72,141.27		\$ -								\$ 72,141.27
K49	Bldg. 2 Rigging	\$ 55,186.05		\$ -								\$ 55,186.05
K50	Bldg. 2 Eaves Repair	\$ -		\$ 196,106.06								\$ 196,106.06
K51	Dance Studio Window Treatments	\$ -		\$ 50,298.91								\$ 50,298.91
K52	Bldg. 6 Fire Alarm Replacement	\$ -		\$ 258,350.42								\$ 258,350.42
K53	Drip Irrigation			\$ 50,000.26								\$ 50,000.26
K54	Irrigation Controls Upgrade			\$ 199,998.88								\$ 199,998.88
K55	Bldg. 60 Elevator Upgrade			\$ 129,660.93								\$ 129,660.93
K56	Bldg. 1A Wood Shop Renovation			\$ 187,169.97								\$ 187,169.97
K57	Central Plant Chiller Repair			\$ 131,650.00								\$ 131,650.00
K58	Exploratorium Humidification			\$ 57,695.75								\$ 57,695.75
K59	Library Flooring Replacement, Phase 2			\$ 236,562.39								\$ 236,562.39
K60	Bldg 66 Window Covering Replacement			\$ 8,120.00								\$ 8,120.00
K61	Bldg. 28B Roof Replacement			\$ 69,214.18								\$ 69,214.18
K62	Bldg. 23 Roof Replacement			\$ 100,053.00								\$ 100,053.00
K63	Scheduled Maintenance 2018/19			\$ -				\$ 275,000.00				\$ 275,000.00
K64	Re-Roof Bldg. 28A			\$ 181,769.70								\$ 181,769.70
K65	Misc. Farm Improvements Phase II			\$ -				\$ 199,999.83				\$ 199,999.83
K66	Bldg. 47 Asphalt-Fence Improvements			\$ -				\$ 145,000.00				\$ 145,000.00
K67	Chiller Removal-Bldg. 6, 28 & 1A			\$ -				\$ 175,000.18				\$ 175,000.18
K68	Light Pole Replacement Bldg. 2 & 6			\$ -				\$ 60,000.25				\$ 60,000.25
K69	Misc. Water Heater Replacement			\$ -				\$ 60,000.00				\$ 60,000.00
K70	Parking Lot Maintenance-Lot G and D3			\$ -				\$ 110,000.00				\$ 110,000.00
K71	Miscellaneous Flooring Replacement			\$ 49,999.76								\$ 49,999.76
K72	Pook Deck Repair	\$ 49,999.89										\$ 49,999.89
K73	Network Infrastructure Repair	\$ 35,000.00										\$ 35,000.00
L	Campus-wide Improvements	\$ -	\$ -	\$ -								\$ -
L1	Infrastructure Improvement (Utilities, Site, Traffic, Energy, Landscape)	\$ -	\$ -	\$ -								\$ -
L1-A	San Jose Hills Entrance Intersection - Traffic, ADA, Utilities, Landscape, Parking	\$ 830,776.66	\$ -	\$ -								\$ 830,776.66
L1-B	New Main Entrance- Temple Avenue - Traffic, Roadway, Utilities, Landscape, Parking, ADA	\$ -	\$ -	\$ -								\$ -
L1-C	Site Improvements and Major Grading South of Temple Avenue - Grading, Parking, Utilities, Landscape, ADA	\$ 164,206.48	\$ -	\$ -								\$ 164,206.48
L1-C1	Athletic Site-Renovate Practice Field	\$ 67,650.00	\$ -	\$ -								\$ 67,650.00

Measure RR Bond Budget

		Measure RR BAN	Measure RR BAN Interest	Measure RR Series AB	Measure RR Series AB Interest	Measure RR Series C	Series C Interest	Measure RR BAN Series 2	Measure RR BAN Series 2 Interest	Measure RR BAN Series 3	Incentives & Prop 39	
Project	DESCRIPTION	Total	Total	Total	Total	Total	Total	Total	Total	Jan-19	Proposed Budget	Measure RR Project Total
L1-D	Temple and Bonita Intersection Realignment - Traffic, ADA, Landscape	\$ 585,497.91	\$ -	\$ -								\$ 585,497.91
L1-D1	Temple and Bonita Right Lane			\$ 107,300.66								\$ 107,300.66
L1-E	Bonita and Walnut Intersection Signalization - Traffic, ADA, Landscape	\$ 292,209.72	\$ -	\$ -								\$ 292,209.72
L1-F	Walnut and Lot G Intersection Signalization - Traffic, ADA, Utilities, Landscape	\$ -	\$ -	\$ -								\$ -
L1-G	Campus Quad - Landscape, Utilities, ADA	\$ -	\$ -	\$ -								\$ -
L1-H	Temple and Grand Intersection Improvements and Wildlife Sanctuary Expansion	\$ -	\$ -	\$ -								\$ -
L1-H1	Temple and Grand Intersection Improvements	\$ 250,000.00	\$ -	\$ -								\$ 250,000.00
L1-H2	Wildlife Sanctuary Improvements	\$ 110,883.48	\$ -	\$ 1,455,371.96								\$ 1,566,255.44
L1-H3	Wildlife Sanctuary Improvements (Landscape Phase I)	\$ -	\$ -	\$ -								\$ -
L1-H4	Wildlife Sanctuary Improvements (Landscape Phase II)	\$ -	\$ -	\$ -								\$ -
L1-H5	Temple and Grand Landscape Improvements	\$ 26,214.00		\$ 804,874.13								\$ 831,088.13
L1-I	Campus Interior Site Improvements (three locations) - Site, ADA, Traffic, Utilities, Landscape	\$ -	\$ -	\$ -								\$ -
L1-I1	Campus Interior Site Improvements--Former Bldg. 5/5A Site	\$ 31,759.54	\$ -	\$ 782,788.00								\$ 814,547.54
L1-I2	Campus Interior Site Improvements--South of Bldg. 12	\$ 696,956.45	\$ -	\$ 1,557,488.56								\$ 2,254,445.01
L1-I3	Campus Interior Site Improvements--Adjacent to Business	\$ -	\$ -	\$ -								\$ -
L1-I4	Campus Interior Site Improvements--So. Bldg. 1A	\$ 23,911.00	\$ -	\$ -								\$ 23,911.00
L1-I5	Campus Smoking Areas	\$ 22,238.79	\$ -	\$ -								\$ 22,238.79
L1-I6	DSPS Tram Access Improvements	\$ -	\$ -	\$ 75,000.00								\$ 75,000.00
L1-I7	Landscape Impr. So. of Templ	\$ -	\$ -	\$ 7,503.68								\$ 7,503.68
L1-I8	Site Improvements--West Parcel	\$ -	\$ -	\$ 3,862.00								\$ 3,862.00
L1-I9	Farm Site Improvements	\$ -	\$ -	\$ 46,338.99								\$ 46,338.99
L1-I10	Bldg. 1A Canopy	\$ -	\$ -	\$ 38,984.00								\$ 38,984.00
L1-I11	Hammer Throw Improvements	\$ -	\$ -	\$ -								\$ -
L1-I12	Bonita/Walnut ADA Improvements	\$ -	\$ -	\$ 38,253.00								\$ 38,253.00
L1-I13	Campus Interior Site Improvements -- Adjacent to Bldg. 16E	\$ -		\$ 460,000.68								\$ 460,000.68
L1-I14	Loading Dock Impr.	\$ 23,435.00		\$ -								\$ 23,435.00
L1-I15	Site Improvements - Student Success Center			\$ 29,089.39								\$ 29,089.39
L1-I16	Water Bottle Filling Stations			\$ 50,000.50								\$ 50,000.50
L1-I17	Athletics Site Improvements							\$ 3,500,000.00				\$ 3,500,000.00
L1-J	Central Plant Increase Chilled Water Output - Energy, Utilities	\$ -	\$ -	\$ 10,963,749.64							\$ 2,136,777.00	\$ 13,100,526.64
L1-K	Temple Avenue and Lot F Intersection - Traffic, ADA, Utilities, Landscape	\$ -	\$ -	\$ -								\$ -
L1-K1	Lot F Street Improvements	\$ 39,158.00	\$ -	\$ -								\$ 39,158.00
L1-L	East Campus Main Fire Road Access - Traffic, ADA, Landscape	\$ -	\$ -	\$ -								\$ -
L1-M	Reclaimed Water System Implementation and Existing Well Rehabilitation	\$ -	\$ -	\$ -								\$ -

Measure RR Bond Budget

		Measure RR BAN	Measure RR BAN Interest	Measure RR Series AB	Measure RR Series AB Interest	Measure RR Series C	Series C Interest	Measure RR BAN Series 2	Measure RR BAN Series 2 Interest	Measure RR BAN Series 3	Incentives & Prop 39	
Project	DESCRIPTION	Total	Total	Total	Total	Total	Total	Total	Total	Jan-19	Proposed Budget	Measure RR Project Total
L1-M1	Reclaimed Water--Phase I	\$ 98,752.42	\$ -	\$ -								\$ 98,752.42
L1-M2	Farm Area Well	\$ -	\$ -	\$ 36,016.97								\$ 36,016.97
L1-N	Pedestrian Corridors (five locations) - ADA, Landscape	\$ -	\$ -	\$ -								\$ -
L1-O	West Campus Main Fire Road Access - Traffic, ADA, Landscape	\$ -	\$ -	\$ -								\$ -
L1-P	Utility Infrastructure NW Quadrant - Utilities	\$ 132,014.49	\$ -	\$ -								\$ 132,014.49
L1-P1	Utility Infrastructure NW Quadrant - Student	\$ -	\$ -	\$ 385,896.84	\$ 44,541.00							\$ 430,437.84
L1-P2	Utility Infrastructure NW Quadrant - Food	\$ -	\$ -	\$ 207,390.00								\$ 207,390.00
L1-P3	Utility Infrastructure - Central Campus							\$ 125,000.00				\$ 125,000.00
L1-Q	Utility Infrastructure SW Quadrant - Utilities	\$ -	\$ -	\$ -								\$ -
L1-Q1	Utility Infrastructure SW Quadrant - Utilities-	\$ 695,717.38	\$ -	\$ 699,431.37								\$ 1,395,148.75
L1-Q2	Utility Infrastructure SW Quadrant - Utilities-Sewer	\$ -	\$ -	\$ 1,157,154.51								\$ 1,157,154.51
L1-Q3	Utility Infrastructure SW Quadrant - West Parcel Infrastructure	\$ -	\$ -	\$ 119,508.87								\$ 119,508.87
L1-Q4	Utility Infrastructure SW Quadrant - Wildlife	\$ -	\$ -	\$ 344,073.75								\$ 344,073.75
L1-R	Utility Infrastructure SE Quadrant - Utilities	\$ -	\$ -	\$ -								\$ -
L1-R1	Utility Infrastructure SE Quadrant-Central Plant 2	\$ -	\$ -	\$ 75,262.50								\$ 75,262.50
L1-R2	Utility Infrastructure SE Quadrant-Water Line Replacement			\$ -				\$ 1,047,237.36				\$ 1,047,237.36
L1-S	Utility Infrastructure NE Quadrant - Utilities	\$ 23,890.00	\$ -	\$ -								\$ 23,890.00
L1-S1	Utility Infrastructure NE Quadrant - Utilities-	\$ -	\$ -	\$ 1,091,240.79								\$ 1,091,240.79
L1-S2	Utility Infrastructure NE Quadrant - Utilities - Central Plant Connection Bldg. 40	\$ -		\$ 1,115,000.00								\$ 1,115,000.00
L1-T	Utility Infrastructure Farm - Utilities	\$ 157,939.16	\$ -	\$ 65,452.60								\$ 223,391.76
L1-U	Energy Projects, Phase 4 - Energy, Utilities	\$ -	\$ -	\$ -								\$ -
L1-U1	Energy Projects-Bldg. 60	\$ 138,051.43	\$ -	\$ -								\$ 138,051.43
L1-U2	Energy Projects--Bldg. 23A	\$ 221,983.29	\$ -	\$ -								\$ 221,983.29
L1-U3	Energy Projects--Electric Car Charging Stations			\$ -				\$ 14,300.00				\$ 14,300.00
L1-U4	Energy Projects--Bldg. 4 Lighting			\$ 299,999.83								\$ 299,999.83
L1-V	Electronic Security Systems, Door Security,	\$ 99,763.80	\$ -	\$ -								\$ 99,763.80
L1-V1	Security Systems, Bldg. 9B	\$ 204,636.17	\$ -	\$ -								\$ 204,636.17
L1-V2	Security Systems, Bldg. 26C Planetarium	\$ 84,398.00	\$ -	\$ -								\$ 84,398.00
L1-V3	Security Systems, Bldg. 23	\$ -	\$ -	\$ -								\$ -
L1-W	Phone System Redundancy and Campus-wide Emergency Phones, Phase 1	\$ 23,722.11	\$ -	\$ -								\$ 23,722.11
L1-W1	Radio Repeater System	\$ 44,765.75	\$ -	\$ -								\$ 44,765.75
L1-W2	Emergency Communications Infrastructure	\$ -	\$ -	\$ 348,613.97								\$ 348,613.97
L1-W3	Emergency Communications Infrastructure Ph. II			\$ -				\$ 19,029.96				\$ 19,029.96
L1-X	Parking Lot Improvements	\$ -	\$ -	\$ -				\$ -				\$ -
L1-X1	Parking Lot B Improvements	\$ -	\$ -	\$ -				\$ 1,616,169.19				\$ 1,616,169.19
L1-X2	Parking Lot W Improvements	\$ -	\$ -	\$ -								\$ -
L1-X3	Lot M Entrance Improvements	\$ -		\$ 60,616.00								\$ 60,616.00
L1-X4	Lot A Extension	\$ 51,080.00										\$ 51,080.00
L1-X5	Lot F Extension							\$ 149,999.51				\$ 149,999.51
L1-Y	Administration Site Infrastructure Improvement	\$ -	\$ -	\$ 753,780.64				\$ -				\$ 753,780.64
L1-Y1	Shade Structure - Site Infrastructure							\$ 80,000.00				\$ 80,000.00
L2	Lease Revenue Bonds (COPS) Debt Retirement	\$ 9,596,001.01	\$ -	\$ -								\$ 9,596,001.01
L3	Temporary Space	\$ -	\$ -	\$ -								\$ -
L3-A	Temp Space--New Metal Bldg.	\$ -	\$ -	\$ -				\$ -				\$ -
L3-B	Temp Space--Bldg. 23 Upgrade	\$ 335,002.07	\$ -	\$ 1,484,285.55	\$ 515,000.00							\$ 2,334,287.62
L3-C	Temp Space--Constr. Trailer	\$ 18,062.68	\$ -	\$ -								\$ 18,062.68

Measure RR Bond Budget

		Measure RR BAN	Measure RR BAN Interest	Measure RR Series AB	Measure RR Series AB Interest	Measure RR Series C	Series C Interest	Measure RR BAN Series 2	Measure RR BAN Series 2 Interest	Measure RR BAN Series 3	Incentives & Prop 39	
Project	DESCRIPTION	Total	Total	Total	Total	Total	Total	Total	Total	Jan-19	Proposed Budget	Measure RR Project Total
L3-D	Temp Space--Cont. Ed. Improvements	\$ 174,309.81	\$ -	\$ -								\$ 174,309.81
L3-D1	Temp Space -Bldg. 40 Systems Upgrade	\$ -	\$ -	\$ 3,055,499.04		\$ 600,000.00		\$ 1,766,000.55				\$ 5,421,499.59
L3-E	Temp Space--Renovation for Counseling	\$ 151,582.31	\$ 99,257.49	\$ -								\$ 250,839.80
L3-F	Temporary Space-Portable Buildings at Bldg. 21	\$ -	\$ -	\$ -								\$ -
L3-F1	Bldg. 21E	\$ 92,839.86	\$ -	\$ 14,225.00								\$ 107,064.86
L3-F2	Bldg. 21F	\$ 167,416.77	\$ -	\$ 31,983.96								\$ 199,400.73
L3-F3	Bldg. 21G	\$ 171,271.04	\$ -	\$ 26,971.44								\$ 198,242.48
L3-F4	Bldg. 21H	\$ 191,936.41	\$ -	\$ 26,692.89								\$ 218,629.30
L3-F5	Bldg. 21I	\$ 189,842.21	\$ -	\$ 26,883.64								\$ 216,725.85
L3-F6	Bldg. 21J	\$ 192,043.29	\$ -	\$ 30,692.89								\$ 222,736.18
L3-G	Temp Space--Fire Academy	\$ -	\$ -	\$ 13,963.80								\$ 13,963.80
L3-H	Temp Space-Portable Buildings	\$ -	\$ -	\$ -								\$ -
L3-H1	Bldg. 18C	\$ -	\$ -	\$ 757,315.95								\$ 757,315.95
L3-H2	Bldg. 18D	\$ -	\$ -	\$ 730,847.65								\$ 730,847.65
L3-H3	Bldg. 16E	\$ -	\$ -	\$ 3,772,201.06		\$ 832,000.00		\$ 768,000.02				\$ 5,372,201.08
L3-H4	Bldg. 46A	\$ -	\$ -	\$ 1,419,194.28								\$ 1,419,194.28
L3-H5	Athletics	\$ -	\$ -	\$ 3,537,292.08								\$ 3,537,292.08
L3-H6	Bldg. 16F	\$ -	\$ -	\$ 250,000.00				\$ -				\$ 250,000.00
L3-I1	Bldg. 16B			\$ 45,518.88								\$ 45,518.88
L3-I2	Bldg. 16C			\$ 42,182.46								\$ 42,182.46
L3-I3	Bldg. 16D			\$ 100,000.11								\$ 100,000.11
L4	Demolition	\$ -	\$ -	\$ -								\$ -
L4-A	Bldg. 21 Demolition	\$ 128,633.64	\$ -	\$ -								\$ 128,633.64
L4-B	Bldg. 16 Demolition	\$ 99,628.77	\$ -	\$ 37,943.43								\$ 137,572.20
L4-C	Bldg. 8 Demolition	\$ -	\$ -	\$ 42,910.14								\$ 42,910.14
L4-D	Bldg. 37 Remove	\$ 33,550.50	\$ -	\$ -								\$ 33,550.50
L4-E	Bldg. 9EFG Demolition	\$ -	\$ -	\$ 185,999.36								\$ 185,999.36
L4-F	Bldg. 12AB/Tennis RR Demolition	\$ -	\$ -	\$ 119,858.57								\$ 119,858.57
L4-G	Bldg. 29A Demolition	\$ -	\$ -	\$ 11,304.87								\$ 11,304.87
L5	Equipment Allowance	\$ -	\$ -	\$ -								\$ -
L5-A	Equipment--Admin. Remodel	\$ 1,003,220.22	\$ -	\$ -								\$ 1,003,220.22
L5-B	Technology Equipment Allowance	\$ -	\$ -	\$ -								\$ -
L5-B1	Technology Network Equipment	\$ -	\$ -	\$ 341,904.35								\$ 341,904.35
L5-B2	Technology Computer Replacement	\$ -	\$ -	\$ 226,715.35								\$ 226,715.35
L5-B3	Bldg. 2 Technology Equipment Replacement	\$ -	\$ -	\$ 152,693.56								\$ 152,693.56
L5-C	Equipment--Facilities	\$ -	\$ -	\$ 66,999.35								\$ 66,999.35
L5-D	Equipment--Campus	\$ 30,000.00	\$ -	\$ 350,000.35								\$ 380,000.35
L5-D1	Ergonomic Campus Equipment			\$ 24,999.92								\$ 24,999.92
L5-E	Equipment--Student Services Furniture							\$ 49,999.67				\$ 49,999.67
L5-F	Equipment--Technical Services Furniture											\$ -
L6	Contingency (6%)	\$ -	\$ -	\$ -								\$ -
L6-A	Contingency-Specific Projects	\$ -	\$ -	\$ -								\$ -
L7	Campus-wide Improvement Projects	\$ -	\$ -	\$ -				\$ 139,219.00				\$ 139,219.00
L7-A	Building 9A Renovation for Student Services	\$ -	\$ -	\$ -								\$ -
L7-A1	DHH Center Remodel	\$ -		\$ 665,417.15								\$ 665,417.15
L7-A2	Bldg. 9A Upgrade MEP			\$ 199,999.82								\$ 199,999.82
L7-B	Building 12 Renovation for Classroom Space	\$ 3,575,864.58	\$ -	\$ 5,078,357.24								\$ 8,654,221.82
L7-C	Facilities Improvement Projects	\$ -	\$ -	\$ -								\$ -
L7-C1	Bldg. 47--Facilities Plan Room & Renovation	\$ 2,726,037.97	\$ 276,027.44	\$ 2,718,334.72								\$ 5,720,400.13
L7-C2	Food Service Building	\$ 947,057.43	\$ -	\$ 11,651,062.52								\$ 12,598,119.95
L7-C3	Language Lab Expansion--Bldg. 66	\$ 15,778.04	\$ -	\$ 1,169,999.78								\$ 1,185,777.82
L7-C4	Brackett Field Improvements	\$ 47,625.35	\$ -	\$ -								\$ 47,625.35
L7-C5	HVAC Automation Lab	\$ 76,612.77	\$ -	\$ -								\$ 76,612.77
L7-C6	Bldg. 26A Restroom Renovation	\$ 36,090.07	\$ -	\$ 66,891.86				\$ 626,545.00				\$ 729,526.93
L7-C7	Bldg. 26D Restroom Renovation	\$ 46,788.89	\$ -	\$ 100,339.20				\$ 830,535.00				\$ 977,663.09

Measure RR Bond Budget

		Measure RR BAN	Measure RR BAN Interest	Measure RR Series AB	Measure RR Series AB Interest	Measure RR Series C	Series C Interest	Measure RR BAN Series 2	Measure RR BAN Series 2 Interest	Measure RR BAN Series 3	Incentives & Prop 39	
Project	DESCRIPTION	Total	Total	Total	Total	Total	Total	Total	Total	Jan-19	Proposed Budget	Measure RR Project Total
L7-C8	Student Service Annex	\$ 1,064,420.45	\$ 12,999.22	\$ 13,966,726.02	\$ 655,459.97							\$ 15,699,605.66
L7-C9	Student Life Improvements	\$ 216,077.06	\$ -	\$ 377,563.77								\$ 593,640.83
L7-C10	Bldg. 26A Honors	\$ 30,988.00	\$ -	\$ 94,973.87								\$ 125,961.87
L7-C11	Administration Remodel	\$ 1,464,664.53	\$ 389,851.68	\$ 124,450.72								\$ 1,978,966.93
L7-C12	Agricultural Services	\$ 1,576,504.16	\$ -	\$ 1,579,103.98								\$ 3,155,608.14
L7-C13	Design Technology	\$ 1,838,619.97	\$ 650,000.24	\$ 763,700.18								\$ 3,252,320.39
L7-C14	Bldg. 6 Remodel AV	\$ 149,673.80	\$ -	\$ -								\$ 149,673.80
L7-C15	Bldg. 40 Renovation	\$ 99,299.43	\$ -	\$ -								\$ 99,299.43
L7-C16	SIM Lab Remodel	\$ 71,729.11	\$ -	\$ -								\$ 71,729.11
L7-C17	Bldg. 26D 3rd Floor Classroom	\$ -	\$ -	\$ 92,420.00								\$ 92,420.00
L7-C18	Bldg. 1A Remodel Printmaking	\$ 154,936.07	\$ -	\$ -								\$ 154,936.07
L7-C19	Founders Hall Alterations	\$ 293,385.01	\$ 50,658.34	\$ -	\$ 107,999.68							\$ 452,043.03
L7-C20	Bldg. 9B Improvement	\$ 5,637.67	\$ -	\$ 146,294.32								\$ 151,931.99
L7-C21	Campuswide Door Hardware Upgrade	\$ -	\$ -	\$ 590,001.16								\$ 590,001.16
L7-C22	Campuswide Audiovisual Improvements	\$ 80,363.00	\$ -	\$ 788,847.27								\$ 869,210.27
L7-C23	POD Remodel	\$ -	\$ -	\$ 747,098.24								\$ 747,098.24
L7-C24	Bldg. 4 Misc. Interior Impr.	\$ 75,000.74	\$ -	\$ 150,637.51								\$ 225,638.25
L7-C25	Bldg. 26A Testing Center	\$ -	\$ -	\$ 2,665.79								\$ 2,665.79
L7-C26	Bldg. 6 Study Area	\$ -	\$ -	\$ 78,410.85								\$ 78,410.85
L7-C27	Bldg. 4 2nd Floor Renovation	\$ -	\$ -	\$ 413,263.51								\$ 413,263.51
L7-C28	Cart Storage Shed	\$ -	\$ -	\$ 15,020.00								\$ 15,020.00
L7-C29	Bldg. 28B Classroom	\$ -	\$ -	\$ 214,720.14								\$ 214,720.14
L7-C30	Bldg. 40 Classroom Remodel	\$ -	\$ -	\$ 79,999.77								\$ 79,999.77
L7-C31	STEM Center	\$ -	\$ -	\$ 201,075.72				\$ 45,500.00				\$ 246,575.72
L7-C32	Administration Storage Improvements	\$ -	\$ -	\$ 83,105.77								\$ 83,105.77
L7-C33	Engineering/Physics Lab	\$ -	\$ -	\$ 50,915.26								\$ 50,915.26
L7-C34	Bldg. 11 Secondary Effects	\$ -	\$ -	\$ 175,000.83								\$ 175,000.83
L7-C35	Bldg. 61 Secondary Effects	\$ -	\$ -	\$ 175,000.39								\$ 175,000.39
L7-C36	Photo ID Remodel	\$ -	\$ -	\$ 25,407.18								\$ 25,407.18
L7-C37	Welding/AC Building Upgrades	\$ -	\$ -	\$ 57,075.44								\$ 57,075.44
L7-C38	Design Tech Interior Impr.	\$ -	\$ -	\$ 247,201.18								\$ 247,201.18
L7-C39	C-ID Grant Office Remodel	\$ -	\$ -	\$ -								\$ -
L7-C40	Bldg. 40 Testing Center	\$ -	\$ -	\$ 425,001.16								\$ 425,001.16
L7-C41	Counseling Annex Remodel-Bldg. 9D	\$ -	\$ -	\$ 400,000.10				\$ -				\$ 400,000.10
L7-C42	Radio Lab Secondary Effects	\$ -	\$ -	\$ 78,428.62								\$ 78,428.62
L7-C43	Continuing Ed Computer Lab	\$ -	\$ -	\$ 354,782.72								\$ 354,782.72
L7-C44	Continuing Ed SIM Lab	\$ -	\$ -	\$ 465,498.67								\$ 465,498.67
L7-C45	Farm Area Retail	\$ -	\$ -	\$ -				\$ 50,000.00				\$ 50,000.00
L7-C46	Performing Arts Mezzanine Extention	\$ -	\$ -	\$ 112,500.15								\$ 112,500.15
L7-C47	Cart Storage Shed 2	\$ -	\$ -	\$ -				\$ 120,000.00				\$ 120,000.00
L7-C48	Student Services Remodel Phase 2	\$ -	\$ -	\$ 200,000.00				\$ 200,000.00				\$ 400,000.00
L7-C49	Administration Remodel Phase II	\$ 149,999.83	\$ -	\$ -				\$ -				\$ 149,999.83
L7-D	Planning for Institutional Effectiveness (PIE)	\$ -	\$ -	\$ 108,306.00				\$ 65,000.00				\$ 173,306.00
L7-D1	PIE-Swimming Pool Scoreboard	\$ -	\$ -	\$ 141,694.69				\$ -				\$ 141,694.69
L7-D2	PIE-Photo Storage	\$ -	\$ -	\$ -				\$ 250,000.00				\$ 250,000.00
L7-D3	PIE-Misc. Athletics Improvements	\$ -	\$ -	\$ -				\$ 199,999.74				\$ 199,999.74
L7-D4	Crit Remodel	\$ -	\$ -	\$ -				\$ 250,000.12				\$ 250,000.12
L7-D5	Canine Lab/Kennel	\$ -	\$ -	\$ -				\$ 30,000.00				\$ 30,000.00
L8	Construction Support	\$ 6,336,656.16	\$ 18,000.00	\$ 12,679,404.58	\$ 592,839.00			\$ 7,950,000.42				\$ 27,576,900.16
	Unallocated	\$ -	\$ 42,779.00	\$ -	\$ 489,172.00		\$ 247,657.00		\$ 1,359,573.00			\$ 2,139,181.00
		\$ -	\$ -	\$ -	\$ -							\$ -
	TOTALS	\$ 65,019,616.14	\$ 1,539,573.41	\$ 144,822,655.54	\$ 2,789,978.27	\$ 19,898,639.70	\$ 247,657.00	\$ 89,785,752.18	\$ 1,359,573.00	\$ 25,912,555.00	\$ 2,136,777.00	\$ 353,512,777.24

	Budgets			Commitments	Uncommitted Funds
	Approved 11_2015	Approved 5_2016	Approved 4_2017		
PLANS AND WORKING DRAWINGS					
Architectural	1,640,000	1,640,000	4,972,500	3,060,228	1,912,272
Specialty Consultants	150,000	150,000	150,000	49,787	100,213
DSA Plan Check	143,500	143,500	409,500	-	409,500
Community College Plan Check	-	-	-	-	-
Other Planning Costs	250,000	250,000	250,000	7,000	243,000
<i>sub-total</i>	\$ 2,183,500	2,183,500	\$ 5,782,000	\$ 3,117,014	\$ 2,664,986
CONSTRUCTION					
Construction Cost-Approved Scope - Bid	23,516,384	23,516,384	65,804,544	-	65,804,544
Additional Scope	600,000	600,000	1,200,000	-	1,200,000
Temporary Space	-	895,775	600,000	465,044	134,956
<i>sub total</i>	\$ 24,116,384	25,012,159	\$ 67,604,544	\$ 465,044	\$ 67,139,500
OTHER COSTS					
Tests and Inspections	700,000	700,000	1,400,000	-	1,400,000
Furniture and Group II	1,600,000	1,600,000	6,000,000	200,795	5,799,205
Contingency	1,230,000	1,230,000	3,510,000	-	3,510,000
<i>sub-total</i>	\$ 3,530,000	3,530,000	\$ 10,910,000	\$ 200,795	\$ 10,709,205
Total Project Cost without CM	29,829,884	30,725,659	84,296,544	3,782,853	80,513,691
Construction Management	150,000	150,000	438,750	-	438,750
Total				3,782,853	80,952,441
Budget Totals	\$ 29,979,884	\$ 30,875,659	\$ 84,735,294		

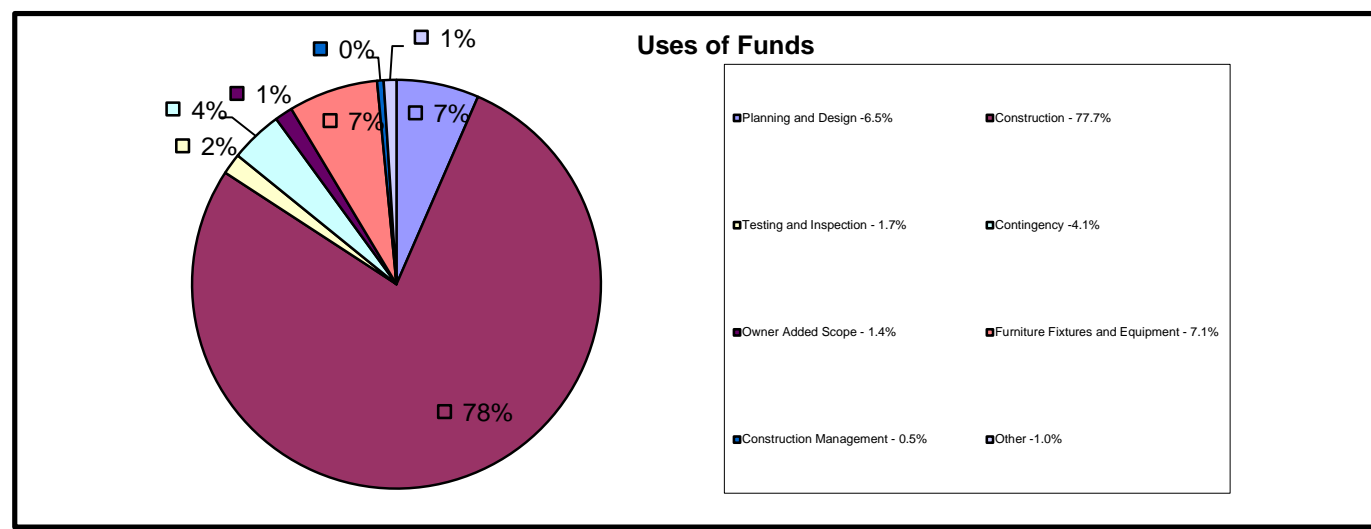
CMPCT Approval Notes	
2015	Initial Budget Approved
2016	Approved Revised Budget for Temporary Space
2016	Approved Revised Funding Sources
2017	Approved Revised Budget (add 70K GSF)
2018	Approved Schematic Design

Sources of Funds	
Measure RR Series A	\$ 1,218,275
Measure RR BAN 2	\$ 3,150,000
Future Funding Source	\$ 80,367,019
Total	\$ 84,735,294
Additional Funds Needed	\$ -

Equipment Budget Breakdown	
Facilities Management	-
Information Technology	-
Audio Visual	-
Furniture	-
Unallocated	6,000,000
Total	6,000,000

Anticipated Costs	As of 04/30/18	As of 8/02/18	As of 11/1/18
Potential Change Orders	\$ -	\$ -	\$ -
Proposed Added Scope	\$ 800,000	\$ -	\$ -
Approved Added Scope	\$ -	\$ -	\$ -
Estimate Additional Contingency	\$ -	\$ -	\$ -
Negotiated Claims	\$ -	\$ -	\$ -
Disputed Claims	\$ -	\$ -	\$ -
Other	\$ -	\$ -	\$ -
Total	\$ 800,000	\$ -	\$ -

Owner Added Scope	
TBD	\$ 1,200,000
Total	\$ 1,200,000



Soft Costs = 9.7%

Est. Final Construction Costs = 83.2%

Equipment = 7.1%

Project Schedule	
Project Planning	2015-2016
Design	2016-2018
Construction	2019-2021
Occupancy	2021
Close - Out and Commissioning	2021

Measure RR

B-Business Computer Technology

	Budgets			Commitments	Uncommitted Funds
	Approved 6_2010	Approved 7_2017	Approved 10_2018		
PLANS AND WORKING DRAWINGS					
Architectural	2,900,000	3,686,991	3,649,838	3,649,838	0
Specialty Consultants	-	226,808	256,136	256,135	1
DSA Plan Check	208,000	281,500	275,906	269,406	6,500
Community College Plan Check	114,000	-	-	-	-
Other Planning Costs	-	150,870	56,314	56,314	0
<i>sub-total</i>	\$ 3,222,000	\$ 4,346,169	\$ 4,238,194	\$ 4,231,692	\$ 6,502
CONSTRUCTION					
Construction Cost-Approved Scope - Bid	37,280,160	47,832,853	47,747,069	47,895,122	(148,053)
Additional Scope	-	18,500	-	-	-
Temporary Space	-	181,233	157,003	157,003	-
<i>sub total</i>	\$ 37,280,160	\$ 48,032,586	\$ 47,904,072	\$ 48,052,125	\$ (148,053)
OTHER COSTS					
Tests and Inspections	637,000	1,409,608	1,277,772	1,277,771	1
Furniture and Group II	4,015,000	6,345,000	6,616,212	6,588,196	28,016
Contingency	1,999,000	1,564,795	2,086,050	1,978,300	107,750
<i>sub-total</i>	\$ 6,651,000	\$ 9,319,403.00	\$ 9,980,034	\$ 9,844,266	\$ 135,768
Total Project Cost without CM	47,153,160	61,698,158	62,122,300	62,128,083	(5,783)
Construction Management	3,458,840	2,216,703	2,216,703	2,216,703	(0)
Total				64,344,786	(5,783)
Budget Totals	\$ 50,612,000	\$ 63,914,861	\$ 64,339,003		

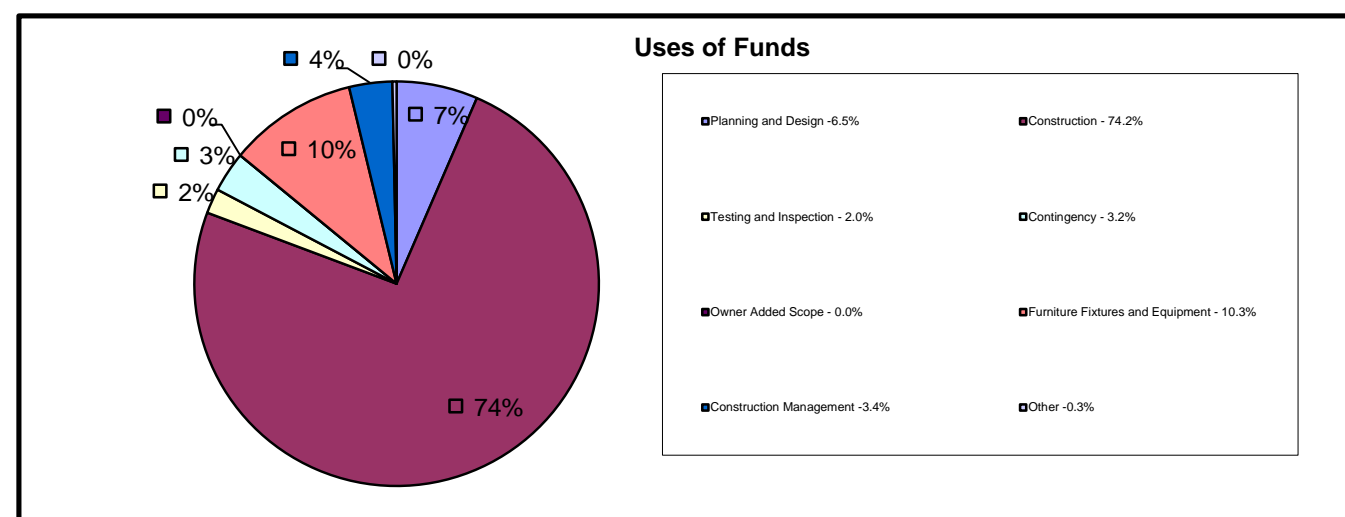
CMPCT Approval Notes	
2010	Initial Budget Approved
2012	Budget updated to reflect final planning and inflation
2013	Schematic Design Approved
2014	Approved to submit to DSA
2015	Approved to Bid
2015	Revised Construction Delivery
2015	Budget updated to reflect bid actual amounts
2015	Budget updated to include L7-C3
2016	Approved equipment budget increase
2017	Approved contract amendment

Sources of Funds	
Measure RR (BAN)	\$ 527,299
Measure RR Series AB	\$ 22,396,562
Measure RR (BAN) Proj. L7-C3	\$ 15,778
Measure RR Series AB Proj. L7-C3	\$ 1,170,000
Measure RR Series C	\$ 18,466,640
Measure RR BAN 2	\$ 20,362,724
16/17 Instructional Equipment	\$ 1,000,000
Capital Outlay (Alertus)	\$ 400,000
Total	\$ 64,339,003
Additional Funds Needed	\$ -

Equipment Budget Breakdown	
Facilities Management	50,000
Information Technology	890,000
Audio Visual	2,015,000
Furniture	2,661,212
Instructional Equipment	1,000,000
Unallocated	-
Total	6,616,212

Anticipated Costs	As of 4/30/18	As of 8/2/18	As of 11/1/18
Potential Change Orders	\$ -	\$ -	\$ -
Proposed Added Scope	\$ -	\$ -	\$ (150,000)
Approved Added Scope	\$ -	\$ -	\$ -
Estimate Additional Contingency	\$ -	\$ -	\$ -
Negotiated Claims	\$ -	\$ -	\$ -
Disputed Claims	\$ -	\$ -	\$ -
Other	\$ -	\$ -	\$ -
Total	\$ -	\$ -	\$ (150,000)

Owner Added Scope	
Unallocated	\$ 18,500
Total	\$ 18,500



Soft Costs = 12.3%
Est. Final Construction Costs = 77.5%
Equipment = 10.3%

Project Schedule	
Project Planning	2006-2012
Design	2013-2014
Construction	2015-2017
Occupancy	2017
Close - Out and Commissioning	2018

	Budgets			Commitments	Uncommitted Funds
	Approved 12_2012	Approved 1_2017	Approved 10_2018		
PLANS AND WORKING DRAWINGS					
Architectural	2,528,213	4,007,439	3,944,642	3,944,642	-
Specialty Consultants	100,000	728,214	810,000	808,067	1,933
DSA Plan Check	180,000	408,706	403,090	403,090	-
Community College Plan Check	-	-	-	-	-
Other Planning Costs	250,000	250,000	250,000	107,910	142,090
<i>sub-total</i>	\$ 3,058,213	\$ 5,394,359	\$ 5,407,732	\$ 5,263,709	\$ 144,023
CONSTRUCTION					
Construction Cost-Approved Scope - Bid	37,734,887	75,139,911	83,329,390	33,181,999	50,147,391
Additional Scope	1,067,063	1,579,744	4,884,674	-	4,884,674
Temporary Space	-	68,000	150,000	84,117	65,883
<i>sub total</i>	\$ 38,801,950	\$ 76,787,655	\$ 88,364,064	\$ 33,266,116	\$ 55,097,948
OTHER COSTS					
Tests and Inspections	580,000	987,500	987,500	987,437	64
Furniture and Group II	800,000	1,800,000	45,136	45,135	1
Contingency	889,219	2,244,851	2,037,145	359,225	1,677,920
<i>sub-total</i>	\$ 2,269,219	\$ 5,032,351	\$ 3,069,781	\$ 1,391,797	\$ 1,677,984
Total Project Cost without CM	44,129,382	87,214,365	96,841,577	39,921,622	56,919,955
Construction Management	311,098	580,456	2,730,938	2,048,788	682,150
Total				41,970,409	57,602,106
Budget Totals	\$ 44,440,480	\$ 87,794,821	\$ 99,572,515		

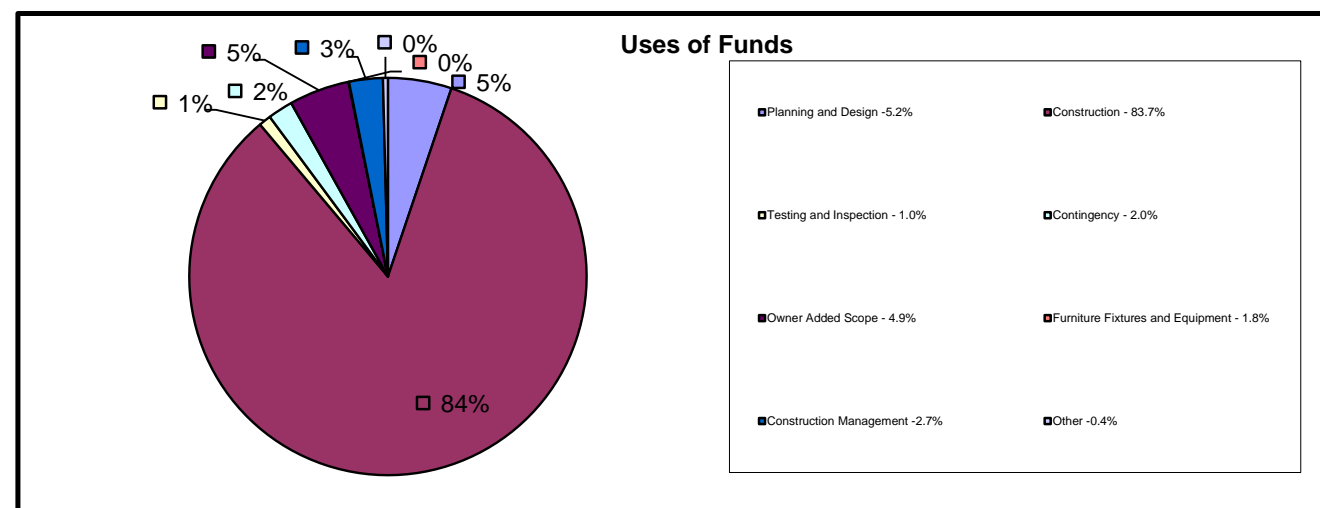
CMPCT Approval Notes	
2012	Initial Budget Approved
2013	Schematic design not approved
2014	Design Development approved
2014	Approved to submit to DSA
2015	Approved design of additional scope
2016	Approved budget revision for SEIR
2016	Approved budget increase
2016	Approved deferral items for budgeting purposes
2017	Approved full scope of work
2018	Approved additional scope of work

Sources of Funds	
Measure RR Series AB	\$ 6,254,350
Measure RR BAN 2	\$ 38,215,559
Measure RR BAN 3	\$ 25,912,555
Future Funding Source	\$ 29,190,051
Total	\$ 99,572,515
Additional Funds Needed	\$ -

Equipment Budget Breakdown	
Facilities Management	-
Information Technology	-
Audio Visual	-
Furniture	-
Unallocated	\$ -
Total	\$ -

Anticipated Costs	As of 4/30/18	As of 8/2/18	As of 11/1/18
Potential Change Orders	\$ 3,000,000	\$ 3,000,000	\$ -
Proposed Added Scope	\$ -	\$ -	\$ -
Approved Added Scope	\$ -	\$ -	\$ 4,884,674
Estimate Additional Contingency	\$ -	\$ -	\$ -
Negotiated Claims	\$ -	\$ -	\$ -
Disputed Claims	\$ -	\$ -	\$ -
Other	\$ -	\$ -	\$ -
Total	\$ 3,000,000	\$ 3,000,000	\$ 4,884,674

Owner Added Scope	
Unallocated	\$ 4,884,674
Total	\$ 4,884,674



Soft Costs =	9.3%
Est. Final Construction Costs =	90.6%
Equipment =	0.0%

Project Schedule	
Project Planning	2008-2012
Design	2013-2014
Construction	2016-2019
Occupancy	2020
Close - Out and Commissioning	2020

	Budgets		Commitments	Uncommitted Funds
	Approved 1_2018	Approved 4_2018		
PLANS AND WORKING DRAWINGS				
Architectural	-	1,608,387	1,608,387	1,504,050
Specialty Consultants	-	175,000	175,000	28,480
DSA Plan Check	-	278,188	331,330	331,330
Community College Plan Check	-	-	-	-
Other Costs	-	25,000	25,000	4,997
<i>sub-total</i>	\$ -	\$ 2,086,575	\$ 2,139,717	\$ 270,860
CONSTRUCTION				
Construction Cost-Approved Scope - Bid	-	22,488,714	22,488,714	-
Additional Scope	-	662,625	662,625	-
Temporary Space	-	-	-	-
<i>sub total</i>	\$ -	\$ 23,151,339	\$ 23,151,339	\$ -
SOFT COSTS				
Tests and Inspections	-	600,000	600,000	14,500
Furniture and Group II	-	100,000	100,000	-
Contingency	-	850,000	796,858	-
<i>sub-total</i>	\$ -	\$ 1,550,000	\$ 1,496,858	\$ 14,500
Total Project Cost without CM	-	26,787,914	26,787,914	1,883,357
Construction Management	-	1,312,086	1,312,086	165,899
Total			2,049,256	26,050,744
Budget Totals	\$ -	\$ 28,100,000	\$ 28,100,000	

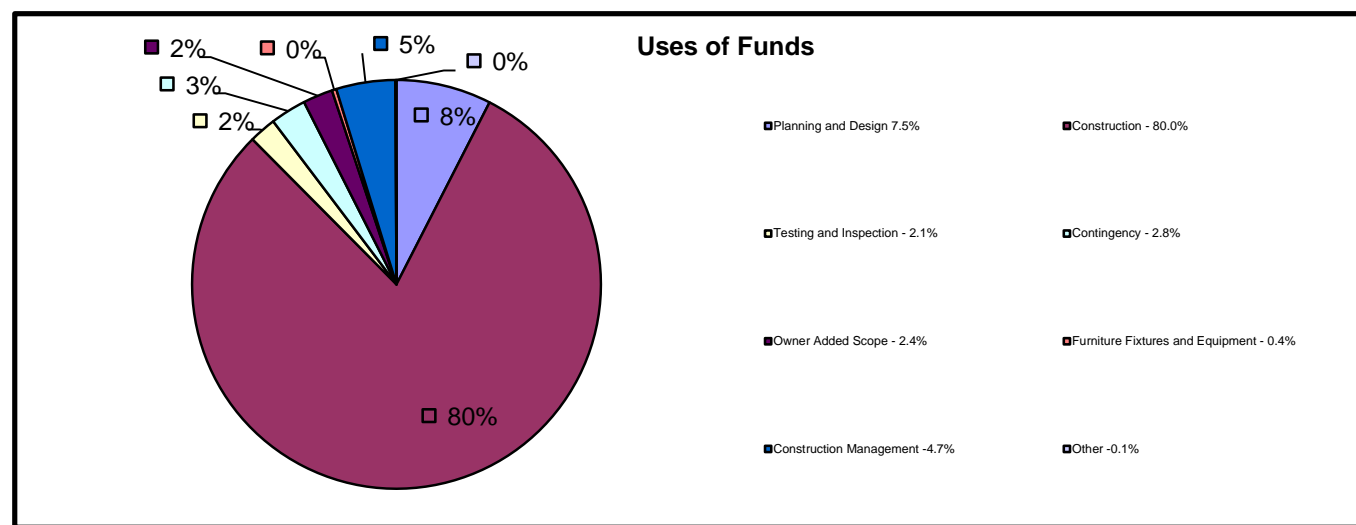
CMPCT Approval Notes	
2017	Approved revised planning concept
2017	Approved initial budget

Sources of Funds	
Measure RR BAN 2	\$ 2,200,000
Future Fund Source	\$ 25,900,000
Total	\$ 28,100,000
Additional Funds Needed	\$ -

Equipment Budget Breakdown	
Facilities Management	-
Information Technology	-
Audio Visual	-
Furniture	-
Unallocated	-
Total	-

Anticipated Costs	As of 4/30/18	As of 8/2/18	As of 11/1/18
Potential Change Orders	\$ -	\$ -	\$ -
Proposed Added Scope	\$ -	\$ -	\$ -
Approved Added Scope	\$ -	\$ -	\$ -
Estimate Additional Contingency	\$ -	\$ -	\$ -
Negotiated Claims	\$ -	\$ -	\$ -
Disputed Claims	\$ -	\$ -	\$ -
Other	\$ -	\$ -	\$ -
Total	\$ -	\$ -	\$ -

Owner Added Scope	
Unallocated	\$ 662,625
Total	\$ 662,625



Soft Costs = 14.4%
Est. Final Construction Costs = 85.2%
Equipment = 0.4%

Project Schedule	
Project Planning	2017
Design	2018
Construction	2019-2020
Occupancy	2020
Close - Out and Commissioning	2020

	Budgets			Commitments	Uncommitted Funds
	Approved 1_2018				
PLANS AND WORKING DRAWINGS					
Architectural	-	-	1,313,685	1,276,550	37,136
Specialty Consultants	-	-	175,000	38,676	136,324
DSA Plan Check	-	-	240,750	-	240,750
Community College Plan Check	-	-	-	-	-
Other Costs	-	-	25,000	4,850	20,150
<i>sub-total</i>	\$ -	\$ -	\$ 1,754,435	\$ 1,320,076	\$ 434,360
CONSTRUCTION					
Construction Cost-Approved Scope - Bid	-	-	18,356,653	-	18,356,653
Additional Scope	-	-	550,000	-	550,000
Temporary Space	-	-	-	-	-
<i>sub total</i>	\$ -	\$ -	\$ 18,906,653	\$ -	\$ 18,906,653
SOFT COSTS					
Tests and Inspections	-	-	550,000	7,350	542,650
Furniture and Group II	-	-	100,000	-	100,000
Contingency	-	-	725,000	-	725,000
<i>sub-total</i>	\$ -	\$ -	\$ 1,375,000	\$ 7,350	\$ 1,367,650
Total Project Cost without CM	-	-	22,036,088	1,327,426	20,708,663
Construction Management	-	-	1,089,512	135,607	953,905
Total				1,463,033	21,662,568
Budget Totals	\$ -	\$ -	\$ 23,125,600		

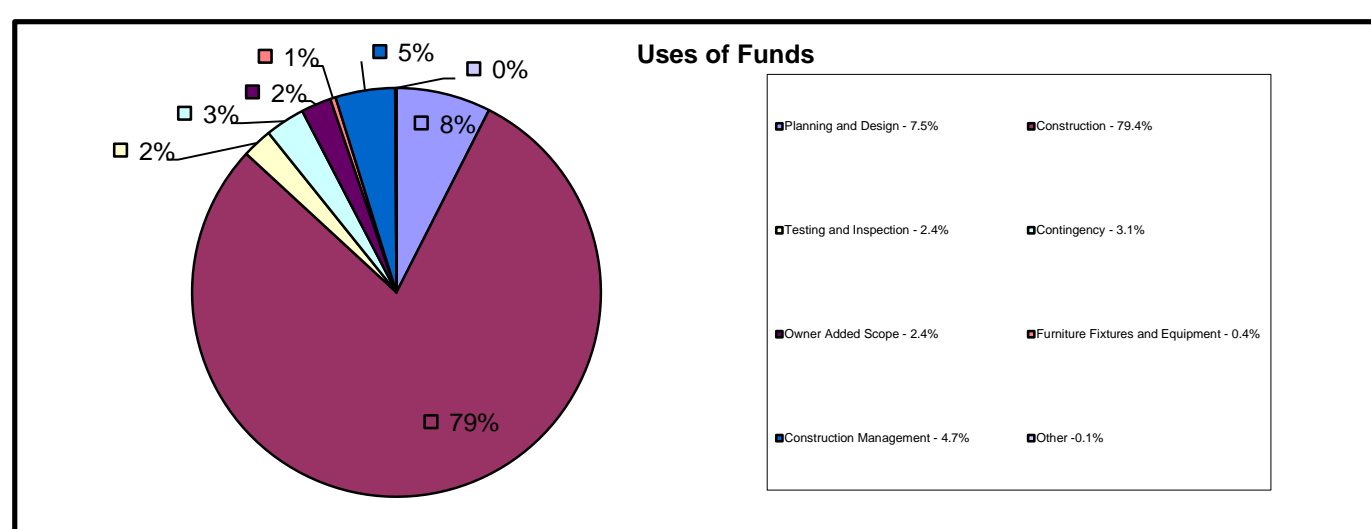
CMPCT Approval Notes	
2017	Approved planning concept
2017	Approved initial budget

Sources of Funds	
Measure RR BAN 2	\$ 2,200,000
Future Funding Source	\$ 21,240,665
Total	\$ 23,125,600
Additional Funds Needed	\$ -

Equipment Budget Breakdown	
Facilities Management	-
Information Technology	-
Audio Visual	-
Furniture	-
Unallocated	-
Total	-

Anticipated Costs	As of 4/30/18	As of 8/2/18	As of 11/1/18
Potential Change Orders	\$ -	\$ -	\$ -
Proposed Added Scope	\$ -	\$ -	\$ -
Approved Added Scope	\$ -	\$ -	\$ -
Estimate Additional Contingency	\$ -	\$ -	\$ -
Negotiated Claims	\$ -	\$ -	\$ -
Disputed Claims	\$ -	\$ -	\$ -
Other	\$ -	\$ -	\$ -
Total	\$ -	\$ -	\$ -

Owner Added Scope	
Unallocated	\$ 550,000
Total	\$ 550,000



Soft Costs = 14.7%
Est. Final Construction Costs = 84.9%
Equipment = 0.4%

Project Schedule	
Project Planning	2017
Design	2018
Construction	2019-2020
Occupancy	2020
Close - Out and Commissioning	2020

	Budgets		Commitments	Uncommitted Funds
	\$	- \$	Approved 04_2018	
PLANS AND WORKING DRAWINGS				
Architectural		-	303,600	303,600
Specialty Consultants		-	1,193	1,193
DSA Plan Check		-	22,150	22,150
Community College Plan Check		-	-	-
Other Planning Costs		-	8,807	5,468
<i>sub-total</i>	\$	- \$	\$ 335,750	\$ 332,411
CONSTRUCTION				
Construction Cost-Approved Scope - Bid		-	3,248,250	1,248,250
Additional Scope		-	-	-
Temporary Space		-	-	-
<i>sub total</i>	\$	- \$	\$ 3,248,250	\$ 1,248,250
OTHER COSTS				
Tests and Inspections		-	150,000	139,332
Furniture and Group II		-	-	-
Contingency		-	150,000	51,036
<i>sub-total</i>	\$	- \$	\$ 300,000	\$ 190,368
Total Project Cost without CM		-	3,884,000	1,771,029
Construction Management		-	146,750	146,750
Total			1,917,779	2,112,971
Budget Totals	\$	- \$	\$ 4,030,750	

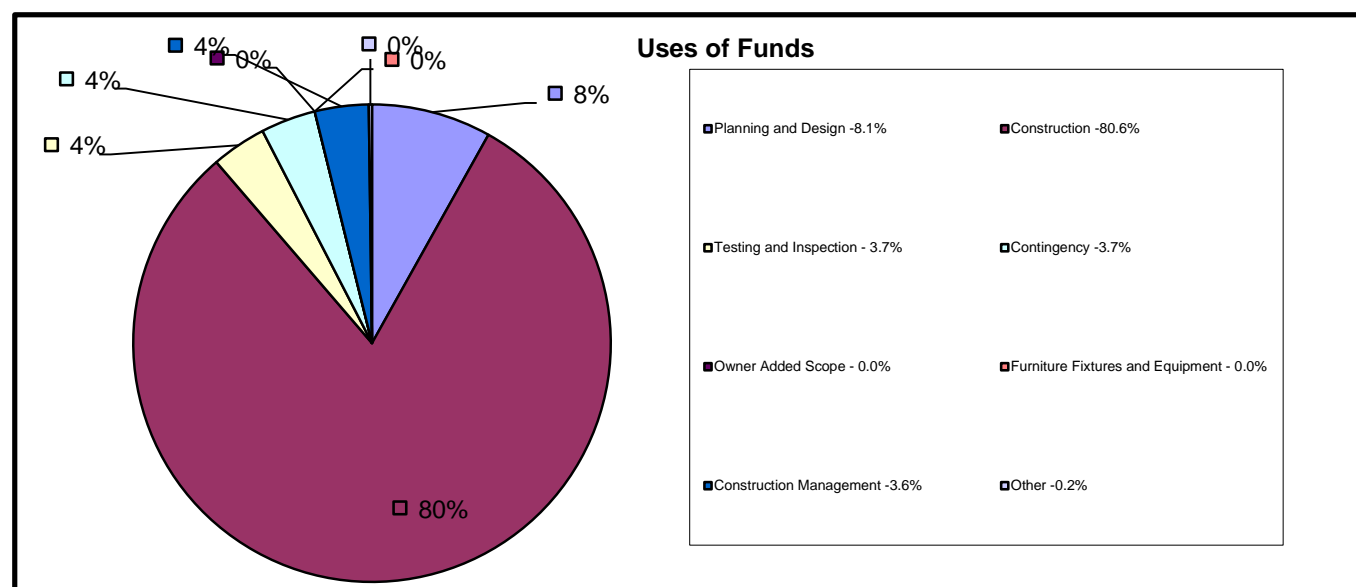
CMPCT Approval Notes	
2016	Approved based scope of work
2016	Approved preliminary plans
2017	Approved construction cost estimate
2018	Approved Revised Funding Sources

Sources of Funds	
K13 - Bldg. 26 Air Handler Series AB	\$ 330,750
K13 - Bldg. 26 Air Handler BAN 2	\$ 1,700,000
NRA Fund	\$ 1,100,000
Total	\$ 3,130,750
Additional Funds Needed	\$ 900,000

Equipment Budget Breakdown	
Facilities Management	\$ -
Information Technology	\$ -
Audio Visual	\$ -
Furniture	\$ -
Unallocated	\$ -
Total	\$ -

Anticipated Costs	As of 4/30/18	As of 8/2/18	As of 11/1/18
Potential Change Orders	\$ -	\$ -	\$ -
Proposed Added Scope	\$ -	\$ -	\$ -
Approved Added Scope	\$ -	\$ -	\$ -
Estimate Additional Contingency	\$ -	\$ -	\$ -
Negotiated Claims	\$ -	\$ -	\$ -
Disputed Claims	\$ -	\$ -	\$ -
Other	\$ -	\$ -	\$ -
Total	\$ -	\$ -	\$ -

Owner Added Scope	
Unallocated	\$ -
Total	\$ -



Soft Costs = 15.7%

Est. Final Construction Costs = 84.3%

Equipment = 0.0%

Project Schedule	
Project Planning	2015-2017
Design	2017
Construction	2018-2019
Occupancy	2019
Close - Out and Commissioning	2019

Measure RR

L3-D1 Temporary Space--Bldg. 40

	Budgets			Commitments	Uncommitted Funds
	Approved 10_2015	Approved 1_2017	Approved 04_2018		
PLANS AND WORKING DRAWINGS					
Architectural	75,000	180,000	130,000	126,862	3,138
Specialty Consultants	10,000	271,865	204,888	203,647	1,241
DSA Plan Check	-	-	-	-	-
Community College Plan Check	-	-	-	-	-
Other Planning Costs	5,000	28,415	36,871	38,635	(1,764)
<i>sub-total</i>	\$ 90,000	\$ 480,280	\$ 371,759.00	\$ 369,144	\$ 2,616
CONSTRUCTION					
Construction Cost-Approved Scope - Bid	745,000	3,329,203	3,848,187	3,713,285	134,902
Additional Scope	-	351,000	211,852	84,461	127,391
Temporary Space	-	314,000	190,979	189,565	1,414
<i>sub total</i>	\$ 745,000	\$ 3,994,203	\$ 4,251,018.00	\$ 3,987,311	\$ 263,707
OTHER COSTS					
Tests and Inspections	20,000	115,000	133,892	134,546	(654)
Furniture and Group II	-	1,014,800	1,035,532	1,004,369	31,163
Contingency	45,000	390,000	202,082	201,374	708
<i>sub-total</i>	\$ 65,000.00	\$ 1,519,800.00	\$ 1,371,506.00	\$ 1,340,290	\$ 31,216
Total Project Cost without CM	900,000	5,994,283	5,994,283	5,696,745	297,538
Construction Management	50,000	-	-	-	-
Total				5,696,745	297,538
Budget Totals	\$ 950,000	\$ 5,994,283	\$ 5,994,283		

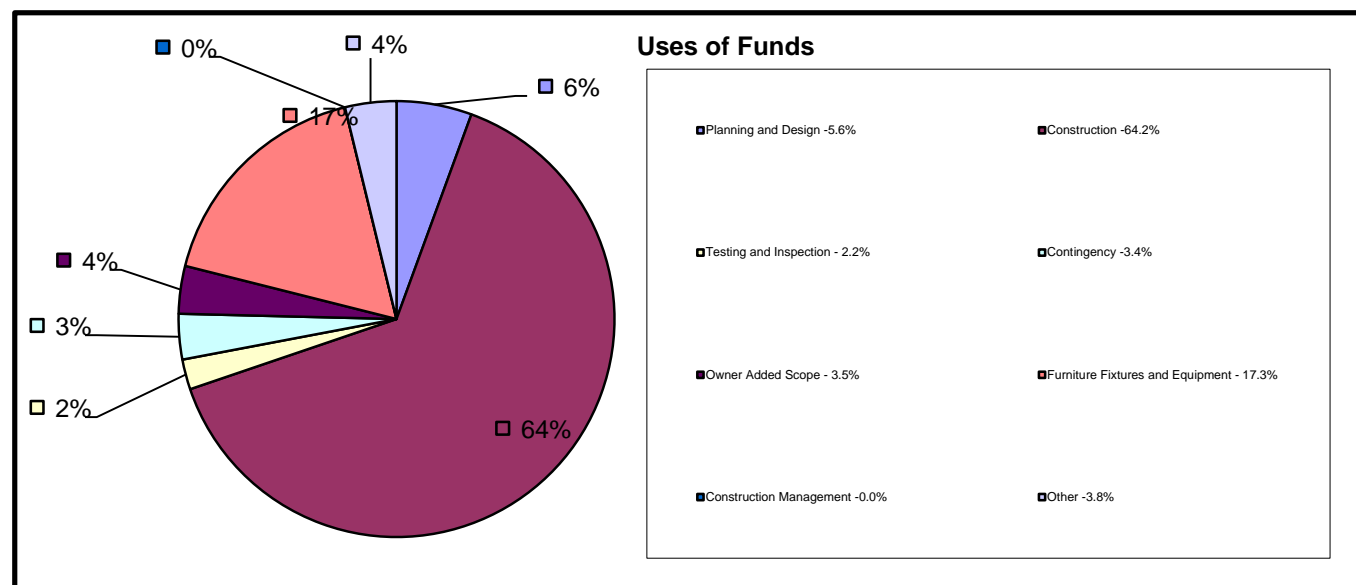
CMPCT Approval Notes	
2015	Preliminary scope of work approved
2015	Approved additional scope
2015	Approved additional equipment
2016	Approved Phase II & Phase III work
2018	Approved restroom revisions

Sources of Funds	
L3-D1 Measure RR Series AB	\$ 3,055,500
L3-D1 Measure RR Series C	\$ 600,000
L3-D1 Measure RR BAN2	\$ 1,766,000
L7-C40 Measure RR Series AB	\$ 425,000
Total	\$ 5,846,500
Additional Funds Needed	\$ 147,783

Equipment Budget Breakdown	
Facilities Management	\$ 8,000
Information Technology	\$ 60,000
Audio Visual	\$ 60,000
Furniture	\$ 870,732
Instructional	\$ 36,800
Total	\$ 1,035,532

Anticipated Costs	As of 4/30/18	As of 8/2/18	As of 11/1/18
Potential Change Orders	\$ -	\$ -	\$ -
Proposed Added Scope	\$ -	\$ -	\$ -
Approved Added Scope	\$ -	\$ -	\$ -
Estimate Additional Contingency	\$ -	\$ -	\$ -
Negotiated Claims	\$ -	\$ -	\$ -
Disputed Claims	\$ -	\$ -	\$ -
Other	\$ -	\$ -	\$ -
Total	\$ -	\$ -	\$ -

Owner Added Scope	
Replace hallway lighting	\$ 84,461
Unallocated	\$ 127,391
Total	\$ 211,852



Soft Costs = 11.6%

Est. Final Construction Costs = 71.1%

Equipment = 17.3%

Project Schedule	
Project Planning	2015
Design	2015
Construction	2015-2018
Occupancy	2018
Close - Out and Commissioning	2018

	Budgets			Commitments	Uncommitted Funds
	Approved 09_2016	Approved 11_2016	Approved 10_2018		
PLANS AND WORKING DRAWINGS					
Architectural	167,490	179,790	183,190	183,182	8
Specialty Consultants	118,455	233,497	243,497	226,750	16,747
DSA Plan Check	9,250	9,350	9,350	9,250	100
Community College Plan Check	-	-	-	-	-
Other Planning Costs	2,657	8,100	10,078	10,008	70
<i>sub-total</i>	<i>297,852</i>	<i>430,737</i>	<i>\$ 446,115</i>	<i>\$ 429,189</i>	<i>\$ 16,926</i>
CONSTRUCTION					
Construction Cost-Approved Scope - Bid	1,342,267	2,972,169	3,466,025	2,982,390	483,635
Additional Scope	-	806,481	766,155	733,632	32,523
Temporary Space	-	-	-	-	-
<i>sub total</i>	<i>1,342,267</i>	<i>3,778,650</i>	<i>4,232,180</i>	<i>\$ 3,716,022</i>	<i>\$ 516,158</i>
OTHER COSTS					
Tests and Inspections	1,600	39,157	74,105	70,604	3,501
Furniture and Group II	859,800	701,500	559,800	488,399	71,401
Contingency	743,524	407,700	520,000	514,668	5,332
<i>sub-total</i>	<i>1,604,924</i>	<i>1,148,357</i>	<i>1,153,905</i>	<i>\$ 1,073,671</i>	<i>\$ 80,234</i>
Total Project Cost without CM	3,245,043	5,357,744	5,832,200	5,218,883	613,317
Construction Management	-	-	-	-	-
Total				5,218,883	613,317
Budget Totals	\$ 3,245,043	\$ 5,357,744	\$ 5,832,200		

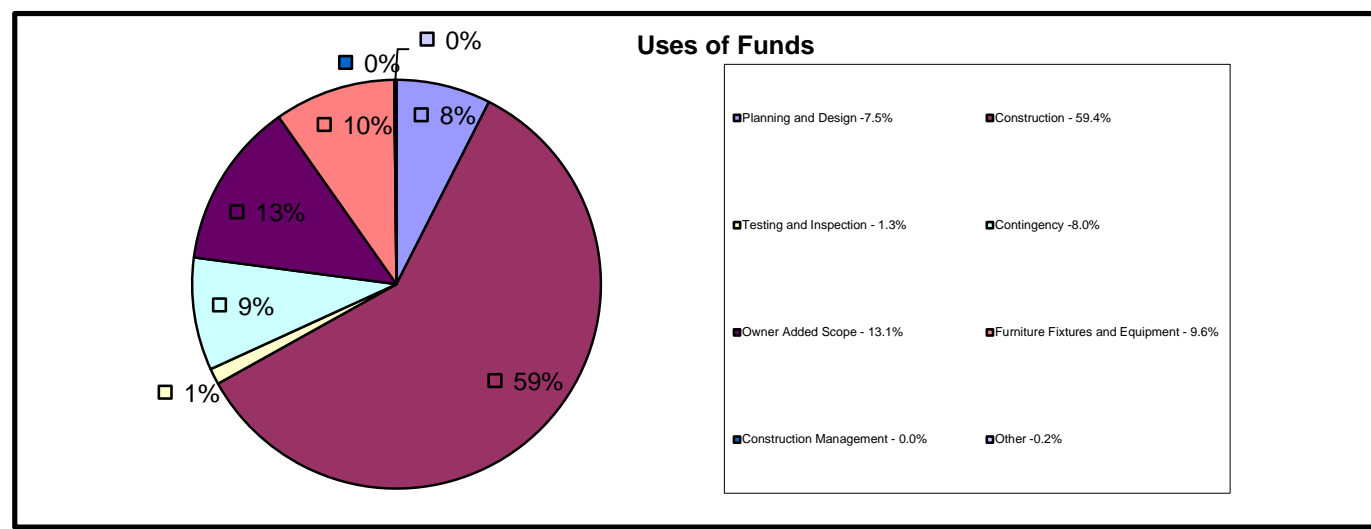
CMPCT Approval Notes	
2015	Approved modular specification
2016	Approved modular funding upgrade
2016	Approved audiovisual system upgrade
2016	Added site work for testing center
2018	Approved DSA structural upgrade
2018	Approved contract amendment

Sources of Funds	
Measure RR Series AB	\$ 3,772,200
Measure RR Series C	\$ 832,000
Measure RR Series AB L1-I13 Site Impr.	\$ 460,000
Measure RR BAN2	\$ 768,000
Total	\$ 5,832,200
Additional Funds Needed	\$ -

Equipment Budget Breakdown	
Facilities Management	-
Information Technology	62,000
Audio Visual	25,000
Furniture	472,800
Unallocated	-
Total	559,800

Anticipated Costs	As of 4/30/18	As of 8/2/18	As of 11/1/18
Potential Change Orders	\$ -	\$ -	\$ -
Proposed Added Scope	\$ -	\$ -	\$ -
Approved Added Scope	\$ -	\$ -	\$ 520,355
Estimate Additional Contingency	\$ -	\$ -	\$ -
Negotiated Claims	\$ -	\$ -	\$ -
Disputed Claims	\$ -	\$ -	\$ -
Other	\$ -	\$ -	\$ -
Total	\$ -	\$ -	\$ 520,355

Owner Added Scope	
Enhanced Interior Finishes	\$ 733,632
Unallocated	\$ 32,523
Total	\$ 766,155



Soft Costs = 8.9%

Est. Final Construction Costs = 81.5%

Equipment = 9.6%

Project Schedule	
Project Planning	2015-2016
Design	2016-2017
Construction	2017-2018
Occupancy	2018
Close - Out and Commissioning	2019