



MT. SAN ANTONIO COLLEGE

REGULAR MEETING OF THE CITIZENS OVERSIGHT COMMITTEE

Thursday, February 2, 2017

MINUTES

I. DINNER

Dinner was served at 5:30 p.m.

II. CALL TO ORDER

The regular meeting of the Mt. San Antonio College Citizens Oversight Committee was called to order at 6:01 p.m. by Paul Maselbas, Chair.

Mr. Maselbas welcomed Mario Barragan as a new Committee Member.

CITIZENS OVERSIGHT COMMITTEE MEMBERS PRESENT

Emmett Badar	Judy Nieh
Robert Carter	Jonnatthan Ortez
Marc Hawkins	Chester Sasaki
Paula Lantz	Alta Skinner
Paul Maselbas	Mario Barragan

CITIZENS OVERSIGHT COMMITTEE MEMBERS ABSENT

Suzanne Gomez	Andrew Jared
---------------	--------------

STAFF PRESENT

Becky Mitchell, Manager, Facilities Support Services
Don Sachs, Special Assistant to the President
Carol Nelson, Executive Assistant, President's Office

GUESTS PRESENT

Rick Alonzo, Vavrinek, Trine, Day, & Co., LLP, Certified Public Accountants

III. APPROVAL OF MINUTES

It was moved by Alta Skinner and seconded by Chester Sasaki to approve the minutes of the August 4, 2016, meeting.

Ayes: Robert Carter, Marc Hawkins, Paula Lantz, Paul Maselbas, Judy Nieh, Chester Sasaki, Alta Skinner

Noes: None

Abstained: Emmett Badar, Jonnatthan Ortez

Absent: Andrew Jared, Suzanne Gomez

Motion carried.

It was moved by Emmett Badar and seconded by Marc Hawkins to approve the minutes of the November 3, 2016, meeting.

Ayes: Emmett Badar, Marc Hawkins, Paul Maselbas, Jonnatthan Ortez, Alta Skinner

Noes: None

Abstained: Mario Barragan, Robert Carter, Suzanne Gomez, Paula Lantz, Judy Nieh, Chester Sasaki

Absent: Andrew Jared, Suzanne Gomez

Motion carried.

IV. PUBLIC COMMENT

None.

V. FINANCIAL AND PERFORMANCE AUDIT REPORTS

Rick Alonzo from Vavrinek, Trine, Day, & Co., LLP, Certified Public Accounts, presented the Bond Audit Report.

- A review of the performance and fiscal audits of the Bond projects was presented for year ending June 30, 2017. Mr. Alonzo reported that a 39% sample size was used.
- There were no significant difficulties in dealing with management in performing and completing the audit.
- The financial audit was reviewed with the group, and the District received an unmodified opinion, which means we received a clean opinion without any audit adjustments—there were no findings or recommendations to the District.
- The performance audit was reviewed with the group, and the District received an unmodified opinion. The auditors found that the expenditures are in accordance with what the voters approved, that the District expended the Measure RR Bond Funds for specific projects approved by the voters, in accordance with Proposition 39. Again, there were no findings or recommendations to the District.
- There was discussion on the difference in audit reports from the previous accountants.
- Committee members were provided copies of both reports, and they may be found on the College's website with these minutes.

VI. PROGRESS REPORT ON MEASURE RR AND BAN PROJECTS

- Becky Mitchell, Manager, Facilities Support Services, reviewed and explained the spreadsheets provided in the Project Budget Report, dated February 2017, that showed the Measure RR and BAN budgets.

- It was recommended to provide a map with a location on each project sheet.
- It was recommended that Committee members receive the Project Budget Report electronically prior to the meeting in order to review.
- It was recommended to present bid summary information for projects which include a list of bidders and the amounts.
- Committee members were provided a copy of Ms. Mitchell's report, and it may be found on the College's website with these minutes.

VII. COMMITTEE MEMBER COMMUNICATION

- Alta Skinner commented that it was nice to see the questions from the Committee so that the group can be informed and well-prepared to speak to the community.
- Mario Barragan gave thanks for the opportunity to serve on the Committee, and he's excited to share his expertise in construction and construction management.
- Emmett Badar commended Becky Mitchell on the number of projects that the College oversees.
- Chester Sasaki commented that the new audit report is very different to understand and doesn't include as much information as in the previous audit report.
- Marc Hawkins commented that the audit report wasn't comprehensive enough and he would like more background information.

VIII. CITIZENS OVERSIGHT COMMITTEE MEMBER TERM

Robert Carter (Business/Community Representative) was re-appointed to another two-year term at the January 11, 2017, Board of Trustees meeting.

IX. ADJOURNMENT

The meeting adjourned at 7:27 p.m.

The next meeting will be held on Thursday, May 4, 2017, at 6:00 p.m., in Founders Hall.

cn



To the Board of Trustees and Citizens' Oversight Committee
Mt. San Antonio Community College District
Walnut, California

We have audited the financial statements of the General Obligation Bond Fund (Measure RR) of Mt. San Antonio Community College District (the District) for the year ended June 30, 2016, and have issued our report thereon dated January 3, 2017. Professional standards require that we provide you with information about our responsibilities under generally accepted auditing standards and *Government Auditing Standards*, as well as certain information related to the planned scope and timing of our audit. We have communicated such information in our letter to you dated February 10, 2016. Professional standards also require that we communicate to you the following information related to our audit.

Significant Audit Findings

Qualitative Aspects of Accounting Practices

Management is responsible for the selection and use of appropriate accounting policies. The significant accounting policies used by the District are described in Note 1 to the financial statements. As described in Note 1 to the financial statements, the District changed accounting policies related to fair value measurement and accounting for certain external investment pools by adopting GASB issued Statement No. 72, *Fair Value Measurement and Application*, and GASB issued Statement No. 79, *Certain External Investment Pools and Pool Participants*, for the year ended June 30, 2016. We noted no transactions entered into by the District during the year for which there is a lack of authoritative guidance or consensus. All significant transactions have been recognized in the financial statements in the proper period.

Accounting estimates are an integral part of the financial statements prepared by management and are based on management's knowledge and experience about past and current events and assumptions about future events. Certain accounting estimates are particularly sensitive because of their significance to the financial statements and because of the possibility that future events affecting them may differ significantly from those expected. There were no sensitive estimates affecting the District's General Obligation Bond Fund (Measure RR) financial statements.

The financial statement disclosures are neutral, consistent, and clear.

Difficulties Encountered in Performing the Audit

We encountered no significant difficulties in dealing with management in performing and completing our audit.

Corrected and Uncorrected Misstatements

Professional standards require us to accumulate all misstatements identified during the audit, other than those that are clearly trivial, and communicate them to the appropriate level of management. No such misstatements were noted in completing our audit.

Disagreements With Management

For purposes of this letter, a disagreement with management is a financial accounting, reporting, or auditing matter, whether or not resolved to our satisfaction, that could be significant to the financial statements or the auditor's report. We are pleased to report that no such disagreements arose during the course of our audit.

Management Representations

We have requested certain representations from management that are included in the management representation letter dated January 3, 2017.

Management Consultations With Other Independent Accountants

In some cases, management may decide to consult with other accountants about auditing and accounting matters, similar to obtaining a "second opinion" on certain situations. If a consultation involves application of an accounting principle to the District's financial statements or a determination of the type of auditor's opinion that may be expressed on those statements, our professional standards require the consulting accountant to check with us to determine that the consultant has all the relevant facts. To our knowledge, there were no such consultations with other accountants.

Other Audit Findings or Issues

We generally discuss a variety of matters, including the application of accounting principles and auditing standards, with management each year prior to retention as the District's auditors. However, these discussions occurred in the normal course of our professional relationship, and our responses were not a condition to our retention.

Restriction on Use

This information is intended solely for the use of the Board of Trustees, management of the Mt. San Antonio Community College District, and the Mt. San Antonio Citizens' Oversight Committee. It is not intended to be, and should not be, used by anyone other than these specified parties.

Varrinck, Trine, Day & Co., LLP

Rancho Cucamonga, California
January 3, 2017

**MT. SAN ANTONIO
COMMUNITY COLLEGE DISTRICT**

**MEASURE RR GENERAL OBLIGATION BOND FUND
FINANCIAL AUDIT**

JUNE 30, 2016

**MT. SAN ANTONIO COMMUNITY COLLEGE DISTRICT
MEASURE RR GENERAL OBLIGATION BOND FUND**

**FINANCIAL AUDIT
TABLE OF CONTENTS
JUNE 30, 2016**

FINANCIAL SECTION

Independent Auditor's Report	2
Measure RR General Obligation Bonds	
Balance Sheet	4
Statement of Revenues, Expenditures, and Changes in Fund Balance	5
Notes to Financial Statements	6

INDEPENDENT AUDITOR'S REPORT

Report on Internal Control Over Financial Reporting and on Compliance and Other Matters Based on an Audit of Financial Statements Performed in Accordance With <i>Government Auditing Standards</i>	13
--	----

SCHEDULE OF FINDINGS AND QUESTIONED COSTS

Financial Statement Findings	16
Summary Schedule of Prior Audit Findings	17

FINANCIAL SECTION



INDEPENDENT AUDITOR'S REPORT

Governing Board and
Citizens Oversight Committee
Mt. San Antonio Community College District
Walnut, California

Report on the Financial Statements

We have audited the accompanying financial statements of the Mt. San Antonio Community College District (the District), Measure RR General Obligation Bond Fund (Measure RR), as of and for the year ended June 30, 2016, and the related notes to the financial statements, as listed in the table of contents.

Management's Responsibility for the Financial Statements

Management is responsible for the preparation and fair presentation of these financial statement in accordance with accounting principles generally accepted in the United States of America; this includes the design, implementation, and maintenance of internal control relevant to the preparation and fair presentation of financial statements that are free from material misstatement, whether due to fraud or error.

Auditor's Responsibility

Our responsibility is to express an opinion on these financial statements based on our audit. We conducted our audit in accordance with auditing standards generally accepted in the United States of America and the standards applicable to financial audits contained in *Government Auditing Standards*, issued by the Comptroller General of the United States. Those standards require that we plan and perform the audit to obtain reasonable assurance about whether the financial statements are free of material misstatement.

An audit involves performing procedures to obtain audit evidence about the amounts and disclosures in the financial statements. The procedures selected depend on the auditor's judgment, including the assessment of the risks of material misstatement of financial statements, whether due to error or fraud. In making those risk assessments, the auditor considers internal control relevant to the District's preparation and fair presentation of the financial statements in order to design audit procedures that are appropriate in the circumstances, but not for the purpose of expressing an opinion on the effectiveness of the District's internal control. Accordingly, we express no such opinion. An audit also includes evaluating the appropriateness of accounting principles used and the reasonableness of significant accounting estimates made by management, as well as evaluating the overall financial statement presentation.

We believe that the audit evidence we have obtained is sufficient and appropriate to provide a basis for our audit opinion.

Opinion

In our opinion, the financial statements referred to above present fairly, in all material respects, the financial position of Measure RR General Obligation Bond Fund (Measure RR) of the District at June 30, 2016, and the respective changes in financial position for the year then ended in accordance with accounting principles generally accepted in the United States of America.

Emphasis of Matter

As discussed in Note 1, the financial statements present only the Measure RR General Obligation Bond Fund (Measure RR), and are not intended to present fairly the financial position and changes in financial position of the District in accordance with accounting principles generally accepted in the United States of America. Our opinion is not modified with respect to this matter.

Other Reporting Required by *Government Auditing Standards*

In accordance with *Government Auditing Standards*, we have also issued our report dated January 3, 2017, on our consideration of the District's Measure RR General Obligation Bond Fund (Measure RR) internal control over financial reporting and on our tests of its compliance with certain provisions of laws, regulations, contracts, grant agreements, and other matters. The purpose of that report is to describe the scope of our testing of internal control over financial reporting and compliance and the results of that testing, and not to provide an opinion on the internal control over financial reporting or on compliance. That report is an integral part of an audit performed in accordance with *Government Auditing Standards* in considering the District's Measure RR General Obligation Bond Fund (Measure RR) internal control over financial reporting and compliance.

Varrinck, Trine, Day & Co., LLP

Rancho Cucamonga, California
January 3, 2017

**MT. SAN ANTONIO COMMUNITY COLLEGE DISTRICT
MEASURE RR GENERAL OBLIGATION BOND FUND**

**BALANCE SHEET
JUNE 30, 2016**

ASSETS

Investments	\$ 69,522,228
Accounts receivable	<u>315,057</u>
Total Assets	<u><u>\$ 69,837,285</u></u>

LIABILITIES AND FUND BALANCE

LIABILITIES

Accounts payable	<u>\$ 7,354,963</u>
------------------	---------------------

FUND BALANCE

Restricted for capital projects	<u>62,482,322</u>
Total Liabilities and Fund Balance	<u><u>\$ 69,837,285</u></u>

The accompanying notes are an integral part of these financial statements.

**MT. SAN ANTONIO COMMUNITY COLLEGE DISTRICT
MEASURE RR GENERAL OBLIGATION BOND FUND**

**STATEMENT OF REVENUES, EXPENDITURES, AND CHANGES
IN FUND BALANCE
FOR THE YEAR ENDED JUNE 30, 2016**

REVENUES

Interest income	\$ 718,019
Other local revenue	<u>398,334</u>
Total Revenues	<u><u>1,116,353</u></u>

EXPENDITURES

Salaries and benefits	1,369,168
Supplies and materials	524,736
Services and operating expenditures	2,030,570
Capital outlay	<u>46,793,319</u>
Total Expenditures	<u><u>50,717,793</u></u>

DEFICIENCY OF REVENUES OVER EXPENDITURES (49,601,440)

OTHER FINANCING SOURCES

Other sources - proceeds from bond issuance	<u>19,898,640</u>
---	-------------------

NET CHANGE IN FUND BALANCE (29,702,800)

FUND BALANCE - BEGINNING OF YEAR 92,185,122

FUND BALANCE - END OF YEAR \$ 62,482,322

The accompanying notes are an integral part of these financial statements.

MT. SAN ANTONIO COMMUNITY COLLEGE DISTRICT MEASURE RR GENERAL OBLIGATION BOND FUND

NOTES TO FINANCIAL STATEMENTS JUNE 30, 2016

NOTE 1 - SUMMARY OF SIGNIFICANT ACCOUNTING POLICIES

The accounting policies of Measure RR General Obligation Bond Fund (Measure RR) conform to accounting principles generally accepted in the United States of America as prescribed by the Governmental Accounting Standards Board (GASB) and the American Institute of Certified Public Accountants (AICPA).

Financial Reporting Entity

The financial statements include Measure RR General Obligation Bond Funds (Measure RR) of the District used to account for Measure RR projects. This Fund was established to account for the expenditures of general obligation bonds issued under Measure RR. These financial statements are not intended to present fairly the financial position and changes in financial position of the District in compliance with accounting principles generally accepted in the United States of America.

Fund Accounting

The operations of Measure RR General Obligation Bond Fund are accounted for in a separate set of self-balancing accounts that comprise its assets, liabilities, fund balance, revenues, and expenditures. Resources are allocated to and accounted for in the fund based upon the purpose for which they are to be spent and the means by which spending activities are controlled.

Basis of Accounting

The Measure RR General Obligation Bond Fund is accounted for using a flow of current financial resources measurement focus and the modified accrual basis of accounting. With this measurement focus, only current assets and current liabilities generally are included on the balance sheet. The statement of revenues, expenditures, and changes in fund balance reports on the sources (revenues and other financing sources) and uses (expenditures and other financing uses) of current financial resources. These fund financial statements do not include the adoption of Governmental Accounting Standards Board (GASB) Statement No. 54, *Fund Balance Reporting and Governmental Fund Type Definitions*, as the District was not required to adopt GASB Statement No. 54 under the reporting requirements of GASB Statement No. 35.

Budgets and Budgetary Accounting

Annual budgets are adopted on a basis consistent with accounting principles generally accepted in the United States of America for all governmental funds. The District's governing board adopts an operating budget no later than July 1 in accordance with State law. A public hearing must be conducted to receive comments prior to adoption. The District's governing board satisfied these requirements. The Board revises this budget during the year to give consideration to unanticipated revenue and expenditures primarily resulting from events unknown at the time of budget adoption. The District employs budget control by minor object and by individual appropriation accounts. Expenditures cannot legally exceed appropriations by major object account.

MT. SAN ANTONIO COMMUNITY COLLEGE DISTRICT MEASURE RR GENERAL OBLIGATION BOND FUND

NOTES TO FINANCIAL STATEMENTS JUNE 30, 2016

Encumbrances

The District utilizes an encumbrance accounting system under which purchase orders, contracts and other commitments for the expenditure of monies are recorded in order to reserve that portion of the applicable appropriation. Encumbrances are liquidated when the commitments are paid and all outstanding encumbrances lapse at June 30.

Fund Balance - Measure RR

As of June 30, 2016, the fund balance is classified as follows:

Restricted - amounts that can be spent only for specific purposes because of constitutional provisions or enabling legislation or because of constraints that are externally imposed by creditors, grantors, contributors, or the laws or regulations of other governments.

Use of Estimates

The preparation of financial statements in conformity with accounting principles generally accepted in the United States of America requires management to make estimates and assumptions that affect the reported amounts of assets and liabilities and disclosure of contingent assets and liabilities at the date of the financial statements and the reported amounts of revenues and expenditures/expenses during the reporting period. Actual results could differ from those estimates.

Change in Accounting Principles

In February 2015, the GASB issued Statement No. 72, *Fair Value Measurement and Application*. This Statement addresses accounting and financial reporting issues related to fair value measurements. The definition of *fair value* is the price that would be received to sell an asset or paid to transfer a liability in an orderly transaction between market participants at the measurement date. This Statement provides guidance for determining a fair value measurement for financial reporting purposes. This Statement also provides guidance for applying fair value to certain investments and disclosures related to all fair value measurements.

The District has implemented the provisions of this Statement as of June 30, 2016.

In June 2015, the GASB issued Statement No. 76, *The Hierarchy of Generally Accepted Accounting Principles for State and Local Governments*. The objective of this Statement is to identify—in the context of the current governmental financial reporting environment—the hierarchy of generally accepted accounting principles (GAAP). The "GAAP hierarchy" consists of the sources of accounting principles used to prepare financial statements of State and local governmental entities in conformity with GAAP and the framework for selecting those principles. This Statement reduces the GAAP hierarchy to two categories of authoritative GAAP and addresses the use of authoritative and non-authoritative literature in the event that the accounting treatment for a transaction or other event is not specified within a source of authoritative GAAP.

This Statement supersedes GASB Statement No. 55, *The Hierarchy of Generally Accepted Accounting Principles for State and Local Governments*.

MT. SAN ANTONIO COMMUNITY COLLEGE DISTRICT MEASURE RR GENERAL OBLIGATION BOND FUND

NOTES TO FINANCIAL STATEMENTS JUNE 30, 2016

The District has implemented the provisions of this Statement as of June 30, 2016.

In December 2015, the GASB issued Statement No. 79, *Certain External Investment Pools and Pool Participants*. This Statement addresses accounting and financial reporting for certain external investment pools and pool participants. Specifically, it establishes criteria for an external investment pool to qualify for making the election to measure all of its investments at amortized cost for financial reporting purposes. An external investment pool qualifies for that reporting if it meets all of the applicable criteria established in this Statement. The specific criteria address (1) how the external investment pool transacts with participants; (2) requirements for portfolio maturity, quality, diversification, and liquidity; and (3) calculation and requirements of a shadow price. Significant noncompliance prevents the external investment pool from measuring all of its investments at amortized cost for financial reporting purposes. Professional judgment is required to determine if instances of noncompliance with the criteria established by this Statement during the reporting period, individually or in the aggregate, were significant.

If an external investment pool does not meet the criteria established by this Statement, that pool should apply the provisions in paragraph 16 of GASB Statement No. 31, *Accounting and Financial Reporting for Certain Investments and for External Investment Pools*, as amended. If an external investment pool meets the criteria in this Statement and measures all of its investments at amortized cost, the pool's participants also should measure their investments in that external investment pool at amortized cost for financial reporting purposes. If an external investment pool does not meet the criteria in this Statement, the pool's participants should measure their investments in that pool at fair value, as provided in paragraph 11 of GASB Statement No. 31, as amended.

This Statement establishes additional note disclosure requirements for qualifying external investment pools that measure all of their investments at amortized cost for financial reporting purposes and for governments that participate in those pools. Those disclosures, for both the qualifying external investment pools and their participants, include information about any limitations or restrictions on participant withdrawals.

The District has implemented the provisions of this Statement as of June 30, 2016.

NOTE 2 - INVESTMENTS

Policies and Practices

The District is authorized under *California Government Code* to make direct investments in local agency bonds, notes, or warrants within the State: U.S. Treasury instrument; registered State warrants or treasury notes; securities of the U.S. Government, or its agencies; bankers acceptances; commercial paper; certificates of deposit placed with commercial banks and/or savings and loan companies; repurchase or reverse repurchase agreement; medium term corporate notes; shares of beneficial interest issued by diversified management companies, certificates of participation, obligations with first priority security, and collateralized mortgage obligations.

**MT. SAN ANTONIO COMMUNITY COLLEGE DISTRICT
MEASURE RR GENERAL OBLIGATION BOND FUND**

**NOTES TO FINANCIAL STATEMENTS
JUNE 30, 2016**

Investment in County Treasury

The District is considered to be an involuntary participant in an external investment pool as the District is required to deposit all receipts and collections of monies with their County Treasurer (*Education Code* Section 41001). The fair value of the District's investment in the pool is reported in the accounting financial statement at amounts based upon the District's pro-rata share of the fair value provided by the County Treasurer for the entire portfolio (in relation to the amortized cost of that portfolio). The balance available for withdrawal is based on the accounting records maintained by the County Treasurer, which is recorded on the amortized cost basis.

General Authorizations

Limitations as they relate to interest rate risk, credit risk, and concentration of credit risk are indicated in the schedules below:

Authorized Investment Type	Maximum Remaining Maturity	Maximum Percentage of Portfolio	Maximum Investment in One Issuer
Local Agency Bonds, Notes, Warrants	5 years	None	None
Registered State Bonds, Notes, Warrants	5 years	None	None
U.S. Treasury Obligations	5 years	None	None
U.S. Agency Securities	5 years	None	None
Banker's Acceptance	180 days	40%	30%
Commercial Paper	270 days	25%	10%
Negotiable Certificates of Deposit	5 years	30%	None
Repurchase Agreements	1 year	None	None
Reverse Repurchase Agreements	92 days	20% of base	None
Medium-Term Corporate Notes	5 years	30%	None
Mutual Funds	N/A	20%	10%
Money Market Mutual Funds	N/A	20%	10%
Mortgage Pass-Through Securities	5 years	20%	None
County Pooled Investment Funds	N/A	None	None
Local Agency Investment Fund (LAIF)	N/A	None	None
Joint Powers Authority Pools	N/A	None	None

**MT. SAN ANTONIO COMMUNITY COLLEGE DISTRICT
MEASURE RR GENERAL OBLIGATION BOND FUND**

**NOTES TO FINANCIAL STATEMENTS
JUNE 30, 2016**

Interest Rate Risk

Interest rate risk is the risk that changes in market interest rates will adversely affect the fair value of an investment. Generally, the longer the maturity of an investment, the greater the sensitivity of its fair value is to changes in market interest rates. The District does not have a formal investment policy that limits investment maturities as a means of managing its exposure to fair value losses arising from increasing interest rates. The District manages its exposure to interest rate risk by investing in the Los Angeles County Investment Pool. The District maintains an investment of \$69,522,228 with the Los Angeles County Investment Pool, with an average maturity of 608 days.

Credit Risk

Credit risk is the risk that an issuer of an investment will not fulfill its obligation to the holder of the investment. This is measured by the assignment of a rating by a nationally recognized statistical rating organization. The District's investment in the Los Angeles County Investment Pool is not required to be rated, nor has been rated as of June 30, 2016.

NOTE 3 - FAIR VALUE MEASUREMENTS

The District categorizes the fair value measurements of its investments based on the hierarchy established by generally accepted accounting principles. The fair value hierarchy, which has three levels, is based on the valuation inputs used to measure an asset's fair value. The following provides a summary of the hierarchy used to measure fair value:

Level 1 - Quoted prices in active markets for identical assets that the District has the ability to access at the measurement date. Level 1 assets may include debt and equity securities that are traded in an active exchange market and that are highly liquid and are actively traded in over-the-counter markets.

Level 2 - Observable inputs, other than Level 1 prices, such as quoted prices for similar assets in active markets, quoted prices for identical or similar assets in markets that are not active, or other inputs that are observable, such as interest rates and curves observable at commonly quoted intervals, implied volatilities, and credit spreads. For financial reporting purposes, if an asset has a specified term, a Level 2 input is required to be observable for substantially the full term of the asset.

Level 3 - Unobservable inputs should be developed using the best information available under the circumstances, which might include the District's own data. The District should adjust that data if reasonably available information indicates that other market participants would use different data or certain circumstances specific to the District are not available to other market participants.

Uncategorized - Investments in the Los Angeles County Investment Pool are not measured using the input levels above because the District's transactions are based on a stable net asset value per share. All contributions and redemptions are transacted at \$1.00 net asset value per share.

**MT. SAN ANTONIO COMMUNITY COLLEGE DISTRICT
MEASURE RR GENERAL OBLIGATION BOND FUND**

**NOTES TO FINANCIAL STATEMENTS
JUNE 30, 2016**

The District's fair value measurements are as follows at June 30, 2016:

<u>Investment Type</u>	<u>Fair Value</u>	<u>Uncategorized</u>
Los Angeles County Investment Pool	<u>\$ 69,595,040</u>	<u>\$ 69,595,040</u>

All assets have been valued using a market approach, with quoted market prices.

NOTE 4 - ACCOUNTS RECEIVABLE

Accounts receivable at June 30, 2016, consisted of accrued interest for a total of \$315,057.

NOTE 5 - ACCOUNTS PAYABLE

Accounts payable at June 30, 2016, consisted of capital outlay costs for a total of \$7,354,963.

NOTE 6 - FUND BALANCE

The Fund balance at June 30, 2016, is restricted for capital projects in the amount of \$62,482,322.

NOTE 7 - COMMITMENTS AND CONTINGENCIES

As of June 30, 2016, Measure RR had \$40,370,240 in commitments with respect to unfinished projects.

Litigation

The District is involved in various litigation arising from the normal course of business. In the opinion of management and legal counsel, the disposition of all litigation pending is not expected to have a material adverse effect on the overall financial position of the District's Measure RR General Obligation Bond Fund at June 30, 2016.

INDEPENDENT AUDITOR'S REPORT



**INDEPENDENT AUDITOR'S REPORT ON INTERNAL CONTROL OVER
FINANCIAL REPORTING AND ON COMPLIANCE AND OTHER MATTERS
BASED ON AN AUDIT OF FINANCIAL STATEMENTS PERFORMED IN
ACCORDANCE WITH *GOVERNMENT AUDITING STANDARDS***

Governing Board and
Citizens Oversight Committee
Mt. San Antonio Community College District
Walnut, California

We have audited, in accordance with the auditing standards generally accepted in the United States of America and the standards applicable to financial audits contained in *Government Auditing Standards*, issued by the Comptroller General of the United States, the financial statements of the Mt. San Antonio Community College District (the District) Measure RR General Obligation Bond Fund (Measure RR), as of and for the year ended June 30, 2016, and the related notes of the financial statements, and have issued our report thereon dated January 3, 2017.

Emphasis of Matter

As discussed in Note 1, the financial statements present only the Measure RR General Obligation Bond Fund specific to Measure RR, and are not intended to present fairly the financial position and changes in financial position of the District in accordance with accounting principles generally accepted in the United States of America. Our opinion is not modified with respect to this matter.

Internal Control Over Financial Reporting

In planning and performing our audit of the financial statements, we considered the District's Measure RR General Obligation Bond Fund (Measure RR) internal control over financial reporting (internal control) to determine the audit procedures that are appropriate in the circumstances for the purpose of expressing our opinions on the financial statements, but not for the purpose of expressing an opinion on the effectiveness of the District's Measure RR General Obligation Bond Fund (Measure RR) internal control. Accordingly, we do not express an opinion on the effectiveness of the District's Measure RR General Obligation Bond Fund (Measure RR) internal control.

A deficiency in internal control exists when the design or operation of a control does not allow management or employees, in the normal course of performing their assigned functions, to prevent or detect and correct misstatements on a timely basis. *A material weakness* is a deficiency, or combination of deficiencies, in internal control, such that there is a reasonable possibility that a material misstatement of the District's Measure RR General Obligation Bond Fund (Measure RR) financial statements will not be prevented, or detected and corrected on a timely basis. *A significant deficiency* is a deficiency, or a combination of deficiencies, in internal control that is less severe than a material weakness, yet important enough to merit attention by those charged with governance.

Our consideration of internal control was for the limited purpose described in the first paragraph of this section and was not designed to identify all deficiencies in internal control that might be material weaknesses or significant deficiencies. Given these limitations, during our audit we did not identify any deficiencies in internal control that we consider to be material weaknesses. However, material weaknesses may exist that have not been identified.

Compliance and Other Matters

As part of obtaining reasonable assurance about whether the District's Measure RR General Obligation Bond Fund (Measure RR) financial statements are free of material misstatement, we performed tests of its compliance with certain provisions of laws, regulations, contracts, and grant agreements, noncompliance with which could have a direct and material effect on the determination of financial statement amounts. However, providing an opinion on compliance with those provisions was not an objective of our audit, and accordingly, we do not express such an opinion. The results of our tests disclosed no instances of noncompliance or other matters that are required to be reported under *Government Auditing Standards*.

Purpose of This Report

The purpose of this report is solely to describe the scope of our testing of internal control and compliance and the results of that testing, and not to provide an opinion on the effectiveness of the District's Measure RR General Obligation Bond Fund (Measure RR) internal control or on compliance. This report is an integral part of an audit performed in accordance with *Government Auditing Standards* in considering the District's Measure RR General Obligation Bond Fund (Measure RR) internal control and compliance. Accordingly, this communication is not suitable for any other purpose.

Vavrinich, Train, Day & Co., LLP

Rancho Cucamonga, California
January 3, 2017

SCHEDULE OF FINDINGS AND QUESTIONED COSTS

**MT. SAN ANTONIO COMMUNITY COLLEGE DISTRICT
MEASURE RR GENERAL OBLIGATION BOND FUND**

**FINANCIAL STATEMENT FINDINGS
JUNE 30, 2016**

None reported.

**MT. SAN ANTONIO COMMUNITY COLLEGE DISTRICT
MEASURE RR GENERAL OBLIGATION BOND FUND**

**SUMMARY SCHEDULE OF PRIOR AUDIT FINDINGS
JUNE 30, 2016**

There were no audit findings reported in the prior year's Financial Statement Findings.

**MT. SAN ANTONIO
COMMUNITY COLLEGE DISTRICT**

**MEASURE RR GENERAL OBLIGATION BONDS, LEASE
REVENUE BONDS, AND BOND ANTICIPATION NOTES
PERFORMANCE AUDIT**

JUNE 30, 2016

**MT. SAN ANTONIO COMMUNITY COLLEGE DISTRICT
MEASURE RR GENERAL OBLIGATION BOND FUND,
LEASE REVENUE BONDS, AND BOND ANTICIPATION NOTES**

**PERFORMANCE AUDIT
TABLE OF CONTENTS
JUNE 30, 2016**

Independent Auditor's Report on Performance	1
Authority for Issuance	2
Purpose of Issuance	2
Authority for the Audit	3
Objectives of the Audit	3
Scope of the Audit	4
Procedures Performed	4
Conclusion	4
<i>SUPPLEMENTARY INFORMATION</i>	
Lease Revenue Bonds Schedule of Project Budgets and Expenditures (Unaudited)	6
Bond Anticipation Notes Schedule of Project Budgets and Expenditures (Unaudited)	7
Measure RR General Obligation Bond Fund Schedule of Project Budgets and Expenditures (Unaudited)	8
Schedule of Findings and Questioned Costs	9
Summary Schedule of Prior Audit Findings	10



INDEPENDENT AUDITOR'S REPORT ON PERFORMANCE

Governing Board and
Citizens Oversight Committee
Mt. San Antonio Community College District
Walnut, California

We were engaged to conduct a performance audit of the Mt. San Antonio Community College District's (the District) Measure RR General Obligation Bond Fund (Measure RR) for the year ended June 30, 2016. In addition, as a result of the District's use of Measure RR General Obligation Bond funds to defease temporary financing debt, we have conducted a performance audit of the District's use of proceeds from lease revenues bonds and bond anticipation notes for the year ended June 30, 2016.

We conducted this performance audit in accordance with the standards applicable to performance audits contained in *Government Auditing Standards*, issued by the Comptroller General of the United States. Those standards require that we plan and perform the audit to obtain sufficient, appropriate evidence to provide a reasonable basis for our conclusion based on our audit objectives. We believe that the evidence obtained provides a reasonable basis for our conclusions based on our audit objectives.

Our audit was limited to the objectives listed within the report which includes determining the District's compliance with the performance requirements as referred to in Proposition 39 and outlined in Article XIII A, Section 1(b)(3)(C) of the California Constitution. Management is responsible for the District's compliance with those requirements.

In planning and performing our performance audit, we obtained an understanding of the District's internal controls in order to determine if the internal controls were adequate to help ensure the District's compliance with the requirements of Proposition 39 and outlined in Article XIII A, Section 1(b)(3)(C) of the California Constitution. Accordingly, we do not express an opinion on the effectiveness of the District's internal control.

The results of our tests indicated that the District expended Measure RR General Obligation Bond Funds (Measure RR), lease revenue bond funds, and bond anticipation note funds only for the specific projects approved by the voters, in accordance with Proposition 39 and outlined in Article XIII A, Section 1(b)(3)(C) of the California Constitution.

Rancho Cucamonga, California
January 3, 2017

**MT. SAN ANTONIO COMMUNITY COLLEGE DISTRICT
MEASURE RR GENERAL OBLIGATION BOND FUND,
LEASE REVENUE BONDS, AND BOND ANTICIPATION NOTES**

JUNE 30, 2016

AUTHORITY FOR ISSUANCE

The general obligation bonds associated with Measure RR were issued pursuant to the Constitution and laws of the State of California (the State), including the provisions of Chapters 1 and 1.5 of Part 10 of the California Education Code, and other applicable provisions of law. The District received authorization from an election held on November 11, 2008, to issue bonds of the District in an aggregate principal amount not to exceed \$353,000,000 to finance the acquisition, construction, modernization, renovation, and equipping of District facilities, and to pay the cost of issuance associated with the Bonds approved by eligible voters within the District. The proposition required approval by at least 55 percent of the votes cast by eligible voters within the District (the 2008 Authorization).

Until the 2013-14 fiscal year, assessed property values were insufficient to allow the approval of a bond issuance under Measure RR. In order to continue with planned construction projects, the District sought temporary financing sources. In June 2008, the District issued \$10,800,000 in lease revenue bonds to provide financing of equipment, relocatable structures, and building projects. In April 2010, the District issued \$64,900,000 in bond anticipation notes to finance the acquisition, construction, modernization, renovation, and equipping of District facilities and to refinance the District's outstanding lease revenue bonds.

In August 2013, the District issued Election of 2008 Series 2013A and 2013B General Obligation Bonds in the amounts of \$205,586,691 and \$11,715,000, respectively. The bonds were issued to liquidate bond anticipation notes held by the District and to finance the acquisition, construction, modernization, renovation, and equipping of District facilities.

In September 2015, the District issued Election of 2008 Series 2015C General Obligation Bonds in the amount of \$20,000,000. The bonds were issued to finance the acquisition, construction, modernization, renovation, and equipping of District facilities.

PURPOSE OF ISSUANCE

The net proceeds of the Bonds issued under the 2008 Authorization will be used for the purposes specified in the District bond proposition submitted at the Election, which include the financing of the construction and modernization of certain District property and facilities, the acquisition of equipment and to pay the costs of issuance associated with the Bonds. The proceeds from the Bonds are to be used for projects such as modernization of college technology, upgrading and modernization of college infrastructure, including classrooms and labs, and building new teaching and learning spaces. All projects to be funded under the Measure RR General Obligation Bond must be included in the Board of Trustees' approved Facilities Master Plan, which details the scope of work to be done for each project.

**MT. SAN ANTONIO COMMUNITY COLLEGE DISTRICT
MEASURE RR GENERAL OBLIGATION BOND FUND,
LEASE REVENUE BONDS, AND BOND ANTICIPATION NOTES**

JUNE 30, 2016

AUTHORITY FOR THE AUDIT

On November 7, 2000, California voters approved Proposition 39, the Smaller Classes, Safer Schools and Financial Accountability Act. Proposition 39 amended portions of the California Constitution to provide for the issuance of general obligation bonds by school districts, community college districts, or county offices of education, "for the construction, reconstruction, rehabilitation, or replacement of school facilities, including the furnishing and equipping of school facilities, or the acquisition or lease of rental property for school facilities", upon approval by 55 percent of the electorate. In addition to reducing the approval threshold from two-thirds to 55 percent, Proposition 39 and the enacting legislation (AB 1908 and AB 2659) requires the following accountability measures as codified in *Education Code* Sections 15278-15282:

1. Requires that the proceeds from the sale of the bonds be used only for the purposes specified in Article XIII A, Section 1(b)(3)(C) of the California Constitution, and not for any other purpose, including teacher and administrator salaries and other school operating expenses.
2. The community college district must list the specific school facilities projects to be funded in the ballot measure, and must certify that the governing board has evaluated safety, class size reduction and information technology needs in developing the project list.
3. Requires the community college district to appoint a citizen's oversight committee.
4. Requires the community college district to conduct an annual independent financial audit and performance audit in accordance with the *Government Auditing Standards* issued by the Comptroller General of the United States of the bond proceeds until all of the proceeds have been expended.
5. Requires the community college district to conduct an annual independent performance audit to ensure that the funds have been expended only on the specific projects listed.

OBJECTIVES OF THE AUDIT

1. Review compliance with the expenditure provision/restrictions in the Measure RR Bond Issuance, as well as approved Board policies.
2. Reviewed the detailed accounting of expenditures to determine if proceeds are being spent on administrative salaries or any other operating expenses.
3. From a sample of construction expenditures from the detailed accounting of expenditures, review expenditures to determine if proceeds expended are for specific projects as listed in the voter approved bond language.
4. Provide a written report regarding any findings and recommendations and present the results to the Board of Trustees and/or the Citizens' Oversight Committee.

**MT. SAN ANTONIO COMMUNITY COLLEGE DISTRICT
MEASURE RR GENERAL OBLIGATION BOND FUND,
LEASE REVENUE BONDS, AND BOND ANTICIPATION NOTES**

JUNE 30, 2016

SCOPE OF THE AUDIT

The scope of our performance audit covered the period of July 1, 2015 to June 30, 2016. The population of expenditures tested included all object and project codes associated with the bond projects. The propriety of expenditures for capital projects and maintenance projects funded through other State or local funding sources, other than proceeds of the bonds, were not included within the scope of the audit. Expenditures incurred subsequent to June 30, 2016, were not reviewed or included within the scope of our audit or in this report.

PROCEDURES PERFORMED

We obtained the general ledger and the project expenditure reports prepared by the District for the period July 1 2015 through June 30, 2016, for Measure RR, lease revenue bonds, and the bond anticipation notes. Within the fiscal year audited, we obtained the actual invoices and other supporting documentation for a sample of expenditures to ensure compliance with the requirements of Article XIII A, Section 1(b)(3)(C) of the California Constitution and Measure RR as to the approved bond projects list. We performed the following procedures:

1. We selected a sample of expenditures for the period starting July 1, 2015 and ending June 30, 2016, and reviewed supporting documentation to ensure that such funds were properly expended on the specific projects listed in the ballot text.
2. Our sample included transactions totaling \$19,962,157. This represents 39 percent of the total expenditures of \$51,653,850.
3. Based on our testing, we verified that funds from the Measure RR General Obligation Bond Fund (Measure RR) and the bond anticipation notes were expended for the construction, renovation, furnishing and equipping of District facilities constituting authorized bond projects.

Fund	Dollar Value of Transactions Tested	Total Project Expenditures	Percentage of Total Expenditures
Lease Revenue Bonds	\$ -	\$ -	0%
BAN Funds	\$ 451,564	\$ 936,057	48%
Bond Construction Fund #2, Measure RR	\$ 19,510,593	\$ 50,717,793	38%
Total	\$ 19,962,157	\$ 51,653,850	39%

CONCLUSION

The results of our tests indicated that, in all significant respects, the Mt. San Antonio Community College District has properly accounted for the expenditures held in the Measure RR General Obligation Bond Fund (Measure RR), the lease revenue bonds fund, and the bond anticipation notes fund, and that such expenditures were made for authorized Bond projects. Further, it was noted that funds held in the Measure RR General Obligation Bond Fund the lease revenue bonds fund, and the bond anticipation notes fund, and expended by the District, were used for salaries of administrators only to the extent they perform administrative oversight work on construction projects as allowable per Opinion 04-110 issued on November 9, 2004, by the State of California Attorney General.

SUPPLEMENTARY INFORMATION

**MT. SAN ANTONIO COMMUNITY COLLEGE DISTRICT
 MEASURE RR GENERAL OBLIGATION BOND FUND,
 LEASE REVENUE BONDS, AND BOND ANTICIPATION NOTES**

**LEASE REVENUE BONDS SCHEDULE OF PROJECT BUDGETS
 AND EXPENDITURES (UNAUDITED)
 FOR THE YEAR ENDED JUNE 30, 2016**

	Total Budget	Actual Costs for Fiscal Year Ended June 30, 2016	Cumulative Costs through June 30, 2016
Project 7 Campus Classroom Improvements	\$ 3,725,707	\$ -	\$ 3,725,707
Project 17 Campus-wide Improvements	7,300,918	-	7,285,966
	\$ 11,026,625	\$ -	\$ 11,011,673
 Budget Reconciliation:			
Lease Revenue Bond Proceeds	\$ 10,904,255		
Interest Earned	122,370		
	\$ 11,026,625		

**MT. SAN ANTONIO COMMUNITY COLLEGE DISTRICT
MEASURE RR GENERAL OBLIGATION BOND FUND,
LEASE REVENUE BONDS, AND BOND ANTICIPATION NOTES**

**BOND ANTICIPATION NOTES SCHEDULE OF PROJECT BUDGETS
AND EXPENDITURES (UNAUDITED)
FOR THE YEAR ENDED JUNE 30, 2016**

	Total Budget	Actual Costs for Fiscal Year Ended June 30, 2016	Cumulative Costs through June 30, 2016
Project A Library, Learning Resources and Campus Center	\$ 197,529	\$ -	\$ 197,529
Project B Business and Computer Technology	526,083	9,120	505,892
Project C Child Development Center	16,728,824	(11,971)	16,668,996
Project D Athletics Complex Phase 2	38,772	-	38,772
Project E Career and Technical Education Building Renovation	92,043	-	92,043
Project F Classroom Building Renovation	4,567,312	-	4,486,364
Project G Laboratory Building Expansion-Sciences	791,201	-	789,634
Project H Fire Academy	106,161	-	106,161
Project I Public Transportation Center	-	-	-
Project J Parking, Public Safety, and Traffic Improvements	582,638	-	581,550
Project K Scheduled Maintenance	2,517,376	140,525	2,410,305
Project L1 Infrastructure Improvement (Utilities, Site, Traffic, Energy, Landscape)	5,584,116	10,729	5,020,968
Project L3 Temporary Space	1,683,564	-	1,663,900
Project L4 Demolition	261,813	46,155	261,813
Project L5 Administration Building Remodel	1,120,131	-	1,120,131
Project L6 Contingency	-	-	-
Project L7 Campus-wide Improvement Projects	15,666,845	157,549	15,549,609
Project L8 Construction Support	6,387,342	583,950	6,254,322
Lease Revenue Bonds (COPS) Debt Retirement	9,596,001	-	9,596,001
Bond Investment/Interest Reserves	68,315	-	-
	\$ 66,516,066	\$ 936,057	\$ 65,343,990
Budget Reconciliation:			
BAN Issuance	\$ 64,999,815		
Interest earned	1,496,450		
Additional proceeds	19,801		
	\$ 66,516,066		

**MT. SAN ANTONIO COMMUNITY COLLEGE DISTRICT
MEASURE RR GENERAL OBLIGATION BOND FUND,
LEASE REVENUE BONDS, AND BOND ANTICIPATION NOTES**

**MEASURE RR GENERAL OBLIGATION BOND FUND
SCHEDULE OF PROJECT BUDGETS AND EXPENDITURES (UNAUDITED)
FOR THE YEAR ENDED JUNE 30, 2016**

		Total Budget	Actual Costs for Fiscal Year Ended June 30, 2016	Cumulative Costs through June 30, 2016
Project A	Library, Learning Resources and Campus Center	\$ 1,218,275	\$ 78,844	\$ 78,844
Project B	Business and Computer Technology	42,195,377	7,799,409	10,861,196
Project C	Child Development Center	2,498,854	1,806,560	2,452,542
Project D	Athletics Complex Phase 2	5,684,099	878,904	3,907,382
Project E	Career and Technical Education Building Renovation	-	-	-
Project F	Classroom Building Renovation	74,803	-	-
Project G	Laboratory Building Expansion-Sciences	-	-	-
Project H	Fire Academy	3,545,624	222,589	3,414,779
Project I	Public Transportation Center	-	-	-
Project J	Parking, Public Safety, and Traffic Improvements	6,198,422	1,013,069	4,536,122
Project K	Scheduled Maintenance	6,716,563	1,105,860	3,763,449
Project L1	Infrastructure Improvement (Utilities, Site, Traffic, Energy, Landscape)	22,609,533	12,780,821	18,887,543
Project L3	Temporary Space	13,558,265	6,359,756	7,383,869
Project L4	Demolition	435,500	118,116	324,648
Project L5	Administration Building Remodel	1,689,998	152,850	1,098,903
Project L6	Contingency	419,590	-	-
Project L7	Campus-wide Improvement Projects	46,994,836	14,823,188	39,032,214
Project L8	Construction Support	14,882,422	3,577,827	10,498,349
		\$ 168,722,161	\$ 50,717,793	\$ 106,239,840

Budget Reconciliation:

Measure RR Proceeds	\$ 164,721,295
Bond Investment Funds	2,126,538
Proceeds for Legal Settlements	1,874,328
	\$ 168,722,161

**MT. SAN ANTONIO COMMUNITY COLLEGE DISTRICT
MEASURE RR GENERAL OBLIGATION BOND FUND,
LEASE REVENUE BONDS, AND BOND ANTICIPATION NOTES**

**SCHEDULE OF FINDINGS AND QUESTIONED COSTS
JUNE 30, 2016**

None reported.

**MT. SAN ANTONIO COMMUNITY COLLEGE DISTRICT
MEASURE RR GENERAL OBLIGATION BOND FUND,
LEASE REVENUE BONDS, AND BOND ANTICIPATION NOTES**

**SUMMARY SCHEDULE OF PRIOR AUDIT FINDINGS
JUNE 30, 2016**

There were no audit findings reported in the prior year's Schedule of Findings and Questioned Costs.



MT. SAN ANTONIO COLLEGE Measure RR

PROJECT BUDGET REPORT



FEBRUARY 2017

**Presented to
Citizens Oversight Committee
February 2, 2017**

Measure RR Bond Budget by Project COC

		Measure RR BAN	Measure RR BAN Interest	Measure RR Series AB	Series AB Interest	Measure RR Series C	Measure RR BAN Series 2	Incentives & Prop 39	
Project	DESCRIPTION	Total	Total	Total	Total	Total		Proposed Budget	Measure RR Project Total
A	Library, Learning Resources and Campus Center	\$ 197,529.21	\$ -	\$ -					\$ 197,529.21
A1	Student Center			\$ 1,218,275.38			\$ 2,800,000.00		\$ 4,018,275.38
B	Business and Computer Technology	\$ 526,082.50	\$ -	\$ 22,213,917.64		\$ 19,898,639.44	\$ 18,040,443.00		\$ 60,679,082.58
C	Child Development Center	\$ 16,728,824.18	\$ -	\$ 1,556,359.13	\$ 384,966.62				\$ 18,670,149.93
C1	CDC Corrective Items	\$ -		\$ 646,902.08					\$ 646,902.08
D	Athletics Complex Phase 2	\$ -	\$ -	\$ 5,694,724.53			\$ 73,549,366.00		\$ 79,244,090.53
D1	Golf Driving Range	\$ -	\$ -	\$ -					\$ -
D2	Football Practice Field	\$ -	\$ -	\$ -					\$ -
D3	Track and Field Updates	\$ -	\$ -	\$ -					\$ -
D4	Tennis Courts	\$ -	\$ -	\$ -					\$ -
D5	Gymnasium	\$ 38,772.00	\$ -	\$ -					\$ 38,772.00
D6	Heritage Hall			\$ -					\$ -
E	Career and Technical Education Building Renovation	\$ 65,008.18	\$ -	\$ -					\$ 65,008.18
E1	Bldg. 28A Secondary Effects	\$ 27,035.00	\$ -	\$ -					\$ 27,035.00
F	Classroom Building Renovation	\$ -	\$ -	\$ -					\$ -
F1	Phase 1 - Bldg. 45 Renovation	\$ 4,562,812.21	\$ -	\$ 74,803.00					\$ 4,637,615.21
F2	Phase 2 - Bldg. 6 2nd Floor Renovation	\$ -	\$ -	\$ -					\$ -
G	Laboratory Building Expansion-Sciences	\$ -	\$ -	\$ -					\$ -
G1	Astronomy Dome--Bldg. 60	\$ 791,200.52	\$ -	\$ -					\$ 791,200.52
H	Fire Academy	\$ 106,160.76	\$ -	\$ -					\$ 106,160.76
H1	Fire Academy Site Preparation	\$ -	\$ -	\$ 3,566,923.86					\$ 3,566,923.86
I	Public Transportation Center	\$ -	\$ -	\$ -					\$ -
J	Parking, Public Safety, and Traffic Improvements	\$ -	\$ -	\$ -					\$ -
J1	Parking Structure	\$ 582,638.49	\$ -	\$ 4,958,504.05					\$ 5,541,142.54
K	Scheduled Maintenance, 5 Years (Holding)	\$ -	\$ -	\$ -			\$ 1,000,000.00		\$ 1,000,000.00
K1	Pool Locker Room Repair/ADA Upgrade	\$ 14,000.00	\$ -	\$ -					\$ 14,000.00
K2	Cadaver Room HVAC Upgrade	\$ 69,216.16	\$ -	\$ -					\$ 69,216.16
K3	Misc. Small Haz Mat Abatement	\$ 129,999.91	\$ -	\$ 200,000.61					\$ 330,000.52
K4	Misc. Interior Improvements	\$ 250,000.62	\$ -	\$ 250,000.39			\$ 250,000.00		\$ 750,001.01
K5	Misc. Exterior Improvements	\$ 299,999.64	\$ -	\$ 199,999.49			\$ 250,000.00		\$ 749,999.13
K6	Mirror-Glass Replacement	\$ 39,958.09	\$ -	\$ -					\$ 39,958.09
K7	Hardscape-Asphalt Replacement	\$ 79,373.63	\$ -	\$ -					\$ 79,373.63
K8	Bldg. 1B Hot Water Piping	\$ 19,300.00	\$ -	\$ -					\$ 19,300.00
K9	Misc. Repairs--Auxiliary Service	\$ 51,511.79	\$ -	\$ -					\$ 51,511.79
K10	Misc. Fencing Improv. & Replacement	\$ -	\$ -	\$ 100,000.00					\$ 100,000.00
K11	Bldg. 2 Waterproofing	\$ 70,314.00	\$ -	\$ -					\$ 70,314.00
K12	Library Security Upgrades	\$ 34,377.31	\$ -	\$ -					\$ 34,377.31
K13	Bldg. 26 Air Handler Replacement	\$ 154,522.94	\$ -	\$ 303,600.24			\$ 1,700,000.00	\$ 1,000,000.00	\$ 3,158,123.18
K14	Health Center Flooring Replacement	\$ 79,169.35	\$ -	\$ -					\$ 79,169.35

Measure RR Bond Budget by Project COC

		Measure RR BAN	Measure RR BAN Interest	Measure RR Series AB	Series AB Interest	Measure RR Series C	Measure RR BAN Series 2	Incentives & Prop 39	
Project	DESCRIPTION	Total	Total	Total	Total	Total		Proposed Budget	Measure RR Project Total
K15	Track Repairs	\$ 33,375.00	\$ -	\$ -					\$ 33,375.00
K16	Building Expansion Joints	\$ -	\$ -	\$ -					\$ -
K17	Gymnasium Repairs	\$ -	\$ -	\$ -					\$ -
K18	Library HVAC Repairs	\$ -	\$ -	\$ -					\$ -
K19	Farm Drainage Repairs	\$ 149,999.82	\$ -	\$ -					\$ 149,999.82
K20	Boiler Repair/Replacement	\$ 300,000.81	\$ -	\$ -					\$ 300,000.81
K21	Bldg. 28B Fire Alarm Upgrade	\$ 346,457.87	\$ -	\$ -					\$ 346,457.87
K22	Scheduled Maintenance 2012/13	\$ 273,658.09	\$ -	\$ -					\$ 273,658.09
K23	Misc. Farm Buildings Improvements	\$ 19,999.68	\$ -	\$ 201,987.70					\$ 221,987.38
K24	Rekey various buildings	\$ 29,999.78	\$ -	\$ -					\$ 29,999.78
K25	Bldg. 2 Mechanical	\$ -	\$ -	\$ 1,029,771.82					\$ 1,029,771.82
K26	Scheduled Maintenance 2013/14	\$ -	\$ -	\$ 277,874.20					\$ 277,874.20
K27	Bldg. 28 Duct Cleaning	\$ -	\$ -	\$ 127,751.54					\$ 127,751.54
K28	Elevator Upgrades-Phase 1	\$ -	\$ -	\$ 49,692.18					\$ 49,692.18
K29	Campus Asphalt Repairs	\$ -	\$ -	\$ 50,000.50					\$ 50,000.50
K30	Bldg. 26A Sewer Line Replacement	\$ -	\$ -	\$ 12,500.50					\$ 12,500.50
K31	Bldg. 28B Sewer Line Replacement	\$ -	\$ -	\$ 21,000.00					\$ 21,000.00
K32	Bldg. 3 and 27C Interiors	\$ -	\$ -	\$ 125,000.21					\$ 125,000.21
K33	Repair Bldg. 28AB Roof	\$ -	\$ -	\$ 25,000.00					\$ 25,000.00
K34	Storefront Doors-Bldg. 26, 28	\$ -	\$ -	\$ 50,002.40					\$ 50,002.40
K35	Farm Buildings Siding/Roofs	\$ -	\$ -	\$ 37,500.00					\$ 37,500.00
K36	Scheduled Maintenance 2014/15	\$ -	\$ -	\$ 272,125.45					\$ 272,125.45
K37	Scheduled Maintenance 2015/16	\$ -	\$ -	\$ 274,999.54					\$ 274,999.54
K38	Scheduled Maintenance 2016/17	\$ -	\$ -	\$ 275,000.00					\$ 275,000.00
K39	Scheduled Maintenance 2017/18	\$ -	\$ -	\$ -			\$ 275,000.00		\$ 275,000.00
K-TBD	Scheduled Maintenance 2018/19						\$ 275,000.00		
K40	Bldg. 60 Boiler Replacement	\$ -	\$ -	\$ 176,840.75					\$ 176,840.75
K41	Baseball/Softball Field Improvements	\$ -	\$ -	\$ 137,983.41					\$ 137,983.41
K42	Bldg. 6 Flooring Replacement	\$ -	\$ -	\$ 41,624.83					\$ 41,624.83
K43	Bldg. 2 Flooring Replacement	\$ -	\$ -	\$ 106,545.78					\$ 106,545.78
K44	Central Plant Equipment Scheduled Maintenance	\$ -	\$ -	\$ 145,000.42					\$ 145,000.42
K45	Athletics Fence Screening	\$ -	\$ -	\$ -					\$ -
K46	Upgrade Access Control	\$ -	\$ -	\$ 250,000.80					\$ 250,000.80
K47	Bldg. 9A Electrical and Fire Upgrade	\$ -	\$ -	\$ 250,000.00					\$ 250,000.00
K48	Bldg. 2 Air Balance	\$ 72,141.76		\$ -					\$ 72,141.76
K49	Bldg. 2 Rigging	\$ 55,186.05		\$ -					\$ 55,186.05
K50	Bldg. 2 Eaves Repair	\$ -		\$ 196,106.00					\$ 196,106.00
K51	Dance Studio Window Treatments	\$ -		\$ 55,000.00					\$ 55,000.00
K52	Bldg. 6 Fire Alarm Replacement	\$ -		\$ 300,000.46					\$ 300,000.46
K53	Drip Irrigation			\$ 49,999.79					\$ 49,999.79

Measure RR Bond Budget by Project COC

		Measure RR BAN	Measure RR BAN Interest	Measure RR Series AB	Series AB Interest	Measure RR Series C	Measure RR BAN Series 2	Incentives & Prop 39	
Project	DESCRIPTION	Total	Total	Total	Total	Total		Proposed Budget	Measure RR Project Total
K54	Irrigation Controls Upgrade			\$ 199,999.51					\$ 199,999.51
K55	Bldg. 60 Elevator Upgrade			\$ 129,760.93					\$ 129,760.93
K56	Bldg. 1A Wood Shop Renovation			\$ 199,999.53					\$ 199,999.53
K57	Central Plant Chiller Repair			\$ 140,000.00					\$ 140,000.00
K58	Exploratorium Humidification			\$ 55,000.00					\$ 55,000.00
K59	Library Flooring Replacement, Phase 2			\$ 250,000.00					\$ 250,000.00
K60	Bldg 66 Window Covering Replacement			\$ 50,000.00					\$ 50,000.00
K61	Bldg. 28B Roof Replacement			\$ 69,214.00					\$ 69,214.00
K62	Bldg. 23 Roof Replacement			\$ 100,053.00					\$ 100,053.00
L	Campus-wide Improvements	\$ -	\$ -	\$ -					\$ -
L1	Infrastructure Improvement (Utilities, Site, Traffic, Energy, Landscape)	\$ -	\$ -	\$ -					\$ -
L1-A	San Jose Hills Entrance Intersection - Traffic, ADA, Utilities, Landscape, Parking	\$ 830,776.66	\$ -	\$ -					\$ 830,776.66
L1-B	New Main Entrance- Temple Avenue - Traffic, Roadway, Utilities, Landscape, Parking, ADA	\$ -	\$ -	\$ -					\$ -
L1-C	Site Improvements and Major Grading South of Temple Avenue - Grading, Parking, Utilities, Landscape, ADA	\$ 175,318.48	\$ -	\$ -					\$ 175,318.48
L1-C1	Athletic Site-Renovate Practice Field	\$ 67,650.00	\$ -	\$ -					\$ 67,650.00
L1-D	Temple and Bonita Intersection Realignment - Traffic, ADA, Landscape	\$ 585,497.91	\$ -	\$ -					\$ 585,497.91
L1-D1	Temple and Bonita Right Lane			\$ 107,300.18					\$ 107,300.18
L1-E	Bonita and Walnut Intersection Signalization - Traffic, ADA, Landscape	\$ 292,209.72	\$ -	\$ -					\$ 292,209.72
L1-F	Walnut and Lot G Intersection Signalization - Traffic, ADA, Utilities, Landscape	\$ -	\$ -	\$ -					\$ -
L1-G	Campus Quad - Landscape, Utilities, ADA	\$ -	\$ -	\$ -					\$ -
L1-H	Temple and Grand Intersection Improvements and Wildlife Sanctuary Expansion	\$ -	\$ -	\$ -					\$ -
L1-H1	Temple and Grand Intersection Improvements	\$ 250,000.00	\$ -	\$ -					\$ 250,000.00
L1-H2	Wildlife Sanctuary Improvements	\$ 130,001.48	\$ -	\$ 1,505,493.71					\$ 1,635,495.19
L1-H3	Wildlife Sanctuary Improvements (Landscape Phase I)	\$ -	\$ -	\$ -					\$ -
L1-H4	Wildlife Sanctuary Improvements (Landscape Phase II)	\$ -	\$ -	\$ -					\$ -
L1-H5	Temple and Grand Landscape Improvements	\$ -		\$ 99,999.64					\$ 99,999.64
L1-I	Campus Interior Site Improvements (three locations) - Site, ADA, Traffic, Utilities, Landscape	\$ -	\$ -	\$ -					\$ -

Measure RR Bond Budget by Project COC

		Measure RR BAN	Measure RR BAN Interest	Measure RR Series AB	Series AB Interest	Measure RR Series C	Measure RR BAN Series 2	Incentives & Prop 39	
Project	DESCRIPTION	Total	Total	Total	Total	Total		Proposed Budget	Measure RR Project Total
L1-I1	Campus Interior Site Improvements--Former Bldg. 5/5A Site	\$ 31,759.54	\$ -	\$ 782,788.00					\$ 814,547.54
L1-I2	Campus Interior Site Improvements--South of Bldg. 12	\$ 696,956.45	\$ -	\$ 1,561,303.56					\$ 2,258,260.01
L1-I3	Campus Interior Site Improvements--Adjacent to Business	\$ -	\$ -	\$ -					\$ -
L1-I4	Campus Interior Site Improvements--So. Bldg. 1A	\$ 23,911.00	\$ -	\$ -					\$ 23,911.00
L1-I5	Campus Smoking Areas	\$ 35,000.79	\$ -	\$ -					\$ 35,000.79
L1-I6	DSPS Tram Access Improvements	\$ -	\$ -	\$ 75,000.00					\$ 75,000.00
L1-I7	Landscape Impr. So. of Templ	\$ -	\$ -	\$ 99,999.68					\$ 99,999.68
L1-I8	Site Improvements--West Parcel	\$ -	\$ -	\$ 17,919.00					\$ 17,919.00
L1-I9	Farm Site Improvements	\$ -	\$ -	\$ 46,338.99					\$ 46,338.99
L1-I10	Bldg. 1A Canopy	\$ -		\$ 39,000.00					\$ 39,000.00
L1-I11	Hammer Throw Improvements	\$ -		\$ -					\$ -
L1-I12	Bonita/Walnut ADA Improvements	\$ -		\$ 38,253.00					\$ 38,253.00
L1-I13	Campus Interior Site Improvements -- Adjacent to Bldg. 16E	\$ -		\$ 450,000.15					\$ 450,000.15
L1-I14	Loading Dock Impr.	\$ 35,000.00		\$ -					\$ 35,000.00
L1-I15	Site Improvements - Student Success Center			\$ 29,138.00					
L1-J	Central Plant Increase Chilled Water Output - Energy, Utilities	\$ -	\$ -	\$ 10,963,749.89				\$ 2,136,777.00	\$ 13,100,526.89
L1-K	Temple Avenue and Lot F Intersection - Traffic, ADA, Utilities, Landscape	\$ -	\$ -	\$ -					\$ -
L1-K1	Lot F Street Improvements	\$ 39,158.00	\$ -	\$ -					\$ 39,158.00
L1-L	East Campus Main Fire Road Access - Traffic, ADA, Landscape	\$ -	\$ -	\$ -					\$ -
L1-M	Reclaimed Water System Implementation and Existing Well Rehabilitation	\$ -	\$ -	\$ -					\$ -
L1-M1	Reclaimed Water--Phase I	\$ 98,752.42	\$ -	\$ -					\$ 98,752.42
L1-M2	Farm Area Well	\$ -	\$ -	\$ 174,999.97					\$ 174,999.97
L1-N	Pedestrian Corridors (five locations) - ADA, Landscape	\$ -	\$ -	\$ -					\$ -
L1-O	West Campus Main Fire Road Access - Traffic, ADA, Landscape	\$ -	\$ -	\$ -					\$ -
L1-P	Utility Infrastructure NW Quadrant - Utilities	\$ 132,014.49	\$ -	\$ -					\$ 132,014.49
L1-P1	Utility Infrastructure NW Quadrant - Student Support	\$ -	\$ -	\$ 391,264.84	\$ 44,541.00				\$ 435,805.84
L1-P2	Utility Infrastructure NW Quadrant - Food Services	\$ -	\$ -	\$ 207,390.00					\$ 207,390.00
L1-Q	Utility Infrastructure SW Quadrant - Utilities	\$ -	\$ -	\$ -					\$ -
L1-Q1	Utility Infrastructure SW Quadrant - Utilities-Bldg. 47	\$ 699,713.38	\$ -	\$ 699,431.37					\$ 1,399,144.75
L1-Q2	Utility Infrastructure SW Quadrant - Utilities-Sewer	\$ -	\$ -	\$ 1,165,250.51					\$ 1,165,250.51

Measure RR Bond Budget by Project COC

		Measure RR BAN	Measure RR BAN Interest	Measure RR Series AB	Series AB Interest	Measure RR Series C	Measure RR BAN Series 2	Incentives & Prop 39	
Project	DESCRIPTION	Total	Total	Total	Total	Total		Proposed Budget	Measure RR Project Total
L1-Q3	Utility Infrastructure SW Quadrant - West Parcel Infrastructure	\$ -	\$ -	\$ 202,459.25					\$ 202,459.25
L1-Q4	Utility Infrastructure SW Quadrant - Wildlife	\$ -	\$ -	\$ 353,491.44					\$ 353,491.44
L1-R	Utility Infrastructure SE Quadrant - Utilities	\$ -	\$ -	\$ -					\$ -
L1-R1	Utility Infrastructure SE Quadrant-Central Plant 2	\$ -	\$ -	\$ 75,262.50					\$ 75,262.50
L1-S	Utility Infrastructure NE Quadrant - Utilities	\$ 23,890.00	\$ -	\$ -					\$ 23,890.00
L1-S1	Utility Infrastructure NE Quadrant - Utilities- Bldg. 12	\$ -	\$ -	\$ 1,091,260.79					\$ 1,091,260.79
L1-S2	Utility Infrastructure NE Quadrant - Utilities - Central Plant Connection Bldg. 40	\$ -		\$ 1,115,000.00					
L1-T	Utility Infrastructure Farm - Utilities	\$ 200,000.16	\$ -	\$ 67,672.60					\$ 267,672.76
L1-U	Energy Projects, Phase 4 - Energy, Utilities	\$ -	\$ -	\$ -					\$ -
L1-U1	Energy Projects-Bldg. 60	\$ 179,055.43	\$ -	\$ -					\$ 179,055.43
L1-U2	Energy Projects--Bldg. 23A	\$ 223,200.29	\$ -	\$ -					\$ 223,200.29
L1-U3	Energy Projects--Electric Car Charging Stations						\$ 367,000.00		\$ 367,000.00
L1-V	Surveillance, Lighting	\$ 99,763.80	\$ -	\$ -					\$ 99,763.80
L1-V1	Security Systems, Bldg. 9B	\$ 204,636.17	\$ -	\$ -					\$ 204,636.17
L1-V2	Security Systems, Bldg. 26C Planetarium	\$ 84,398.00	\$ -	\$ -					\$ 84,398.00
L1-V3	Security Systems, Bldg. 23	\$ -	\$ -	\$ -					\$ -
L1-W	Phone System Redundancy and Campus-wide Emergency Phones, Phase 1	\$ 23,722.11	\$ -	\$ -					\$ 23,722.11
L1-W1	Radio Repeater System	\$ 385,979.75	\$ -	\$ -					\$ 385,979.75
L1-W2	Emergency Communications Infrastructure	\$ -	\$ -	\$ 348,613.97			\$ 500,000.00		\$ 848,613.97
L1-X	Parking Lot Improvements	\$ -	\$ -	\$ -					\$ -
L1-X1	Parking Lot B Improvements	\$ -	\$ -	\$ -					\$ -
L1-X2	Parking Lot W Improvements	\$ -	\$ -	\$ -					\$ -
L1-Y	Administration Site Infrastructure Improvement	\$ -	\$ -	\$ 753,780.64					\$ 753,780.64
L2	Lease Revenue Bonds (COPS) Debt Retirement	\$ 9,596,001.01	\$ -	\$ -					\$ 9,596,001.01
L3	Temporary Space	\$ -	\$ -	\$ -					\$ -
L3-A	Temp Space--New Metal Bldg.	\$ -	\$ -	\$ -			\$ 700,000.00		\$ 700,000.00
L3-B	Temp Space--Bldg. 23 Upgrade	\$ 235,001.77	\$ -	\$ 1,484,285.59	\$ 515,000.00				\$ 2,234,287.36
L3-C	Temp Space--Constr. Trailer	\$ 18,062.68	\$ -	\$ -					\$ 18,062.68
L3-D	Temp Space--Cont. Ed. Improvements	\$ 174,309.81	\$ -	\$ -					\$ 174,309.81
L3-D1	Temp Space -Bldg. 40 Systems Upgrade	\$ -		\$ 3,055,499.95			\$ 2,366,000.00		\$ 5,421,499.95
L3-E	Temp Space--Renovation for Counseling	\$ 151,582.31	\$ 99,257.49	\$ -					\$ 250,839.80
L3-F	Temporary Space-Portable Buildings at Bldg. 21 site	\$ -	\$ -	\$ -					\$ -
L3-F1	Bldg. 21E	\$ 92,839.86	\$ -	\$ 14,225.00					\$ 107,064.86
L3-F2	Bldg. 21F	\$ 167,416.77	\$ -	\$ 31,983.96					\$ 199,400.73
L3-F3	Bldg. 21G	\$ 171,271.04	\$ -	\$ 26,971.44					\$ 198,242.48
L3-F4	Bldg. 21H	\$ 191,936.41	\$ -	\$ 26,692.89					\$ 218,629.30
L3-F5	Bldg. 21I	\$ 189,842.21	\$ -	\$ 26,883.64					\$ 216,725.85
L3-F6	Bldg. 21J	\$ 192,043.29	\$ -	\$ 30,692.89					\$ 222,736.18

Measure RR Bond Budget by Project COC

		Measure RR BAN	Measure RR BAN Interest	Measure RR Series AB	Series AB Interest	Measure RR Series C	Measure RR BAN Series 2	Incentives & Prop 39	
Project	DESCRIPTION	Total	Total	Total	Total	Total		Proposed Budget	Measure RR Project Total
L3-G	Temp Space--Fire Academy	\$ -	\$ -	\$ 13,963.80					\$ 13,963.80
L3-H	Temp Space-Portable Buildings	\$ -	\$ -	\$ -					\$ -
L3-H1	Bldg. 18C	\$ -	\$ -	\$ 757,351.21					\$ 757,351.21
L3-H2	Bldg. 18D	\$ -	\$ -	\$ 730,847.84					\$ 730,847.84
L3-H3	Bldg. 16E	\$ -	\$ -	\$ 3,245,043.70			\$ 1,600,000.00		\$ 4,845,043.70
L3-H4	Bldg. 46A	\$ -	\$ -	\$ 1,573,210.15					\$ 1,573,210.15
L3-H5	Athletics	\$ -	\$ -	\$ 3,537,291.00					\$ 3,537,291.00
L3-H6	Bldg. 16F	\$ -		\$ 850,000.00			\$ 650,000.00		\$ 1,500,000.00
L3-I1	Bldg. 16B			\$ 45,519.00					\$ 45,519.00
L3-I2	Bldg. 16C			\$ 54,481.00					\$ 54,481.00
L3-I3	Bldg. 16D			\$ 100,000.00					\$ 100,000.00
L4	Demolition	\$ -	\$ -	\$ -					\$ -
L4-A	Bldg. 21 Demolition	\$ 128,633.64	\$ -	\$ -					\$ 128,633.64
L4-B	Bldg. 16 Demolition	\$ 99,628.77	\$ -	\$ 37,943.43					\$ 137,572.20
L4-C	Bldg. 8 Demolition	\$ -	\$ -	\$ 100,000.14					\$ 100,000.14
L4-D	Bldg. 37 Remove	\$ 33,550.50	\$ -	\$ -					\$ 33,550.50
L4-E	Bldg. 9EFG Demolition	\$ -	\$ -	\$ 185,999.26					\$ 185,999.26
L4-F	Bldg. 12AB/Tennis RR Demolition	\$ -	\$ -	\$ 129,500.57					\$ 129,500.57
L4-G	Bldg. 29A Demolition	\$ -		\$ 11,304.87					\$ 11,304.87
L5	Equipment Allowance	\$ -	\$ -	\$ -					\$ -
L5-A	Equipment--Admin. Remodel	\$ 1,003,220.22	\$ -	\$ -					\$ 1,003,220.22
L5-B	Technology Equipment Allowance	\$ -	\$ -	\$ -					\$ -
L5-B1	Technology Network Equipment	\$ -	\$ -	\$ 373,000.35					\$ 373,000.35
L5-B2	Technology Computer Replacement	\$ -	\$ -	\$ 299,999.35					\$ 299,999.35
L5-B3	Bldg. 2 Technology Equipment Replacement	\$ -	\$ -	\$ 159,999.56					\$ 159,999.56
L5-C	Equipment--Facilities	\$ -	\$ -	\$ 66,999.35					\$ 66,999.35
L5-D	Equipment--Campus	\$ -	\$ -	\$ 349,999.97					\$ 349,999.97
L5-D1	Ergonomic Campus Equipment			\$ 25,000.31					\$ 25,000.31
L6	Contingency (6%)	\$ -	\$ -	\$ -					\$ -
L6-A	Contingency-Specific Projects	\$ -	\$ -	\$ -					\$ -
L7	Campus-wide Improvement Projects	\$ -	\$ -	\$ -			\$ 500,000.00		\$ 500,000.00
L7-A	Building 9A Renovation for Student Services	\$ -	\$ -	\$ -					\$ -
L7-A1	DHH Center Remodel	\$ -		\$ 850,001.69					\$ 850,001.69
L7-A2	Bldg. 9A Upgrade MEP			\$ 199,999.58					\$ 199,999.58
L7-B	Building 12 Renovation for Classroom Space	\$ 3,575,864.82	\$ -	\$ 5,165,315.24					\$ 8,741,180.06
L7-C	Facilities Improvement Projects	\$ -	\$ -	\$ -					\$ -
L7-C1	Bldg. 47--Facilities Plan Room & Renovation	\$ 2,739,021.33	\$ 276,027.44	\$ 2,773,328.73					\$ 5,788,377.50
L7-C2	Food Service Building	\$ 954,212.69	\$ -	\$ 11,565,924.72					\$ 12,520,137.41

Measure RR Bond Budget by Project COC

		Measure RR BAN	Measure RR BAN Interest	Measure RR Series AB	Series AB Interest	Measure RR Series C	Measure RR BAN Series 2	Incentives & Prop 39	
Project	DESCRIPTION	Total	Total	Total	Total	Total		Proposed Budget	Measure RR Project Total
L7-C3	Language Lab Expansion--Bldg. 66	\$ 15,778.04	\$ -	\$ 1,170,000.33					\$ 1,185,778.37
L7-C4	Brackett Field Improvements	\$ 47,625.35	\$ -	\$ -					\$ 47,625.35
L7-C5	HVAC Automation Lab	\$ 76,612.77	\$ -	\$ -					\$ 76,612.77
L7-C6	Bldg. 26A Restroom Renovation	\$ 36,090.07	\$ -	\$ 66,892.00					\$ 102,982.07
L7-C7	Bldg. 26D Restroom Renovation	\$ 46,788.89	\$ -	\$ 100,339.00					\$ 147,127.89
L7-C8	Student Service Annex	\$ 1,064,429.45	\$ 12,999.22	\$ 14,209,708.74	\$ 655,460.02				\$ 15,942,597.43
L7-C9	Student Life Improvements	\$ 216,328.94	\$ -	\$ 379,531.61					\$ 595,860.55
L7-C10	Bldg. 26A Honors	\$ 30,988.00	\$ -	\$ 96,928.87					\$ 127,916.87
L7-C11	Administration Remodel	\$ 1,464,664.53	\$ 389,851.68	\$ 179,045.72					\$ 2,033,561.93
L7-C12	Agricultural Services	\$ 1,576,504.16	\$ -	\$ 1,765,250.46					\$ 3,341,754.62
L7-C13	Design Technology	\$ 1,840,944.97	\$ 650,000.24	\$ 797,731.66					\$ 3,288,676.87
L7-C14	Bldg. 6 Remodel AV	\$ 149,673.80	\$ -	\$ -					\$ 149,673.80
L7-C15	Bldg. 40 Renovation	\$ 99,299.43	\$ -	\$ -					\$ 99,299.43
L7-C16	SIM Lab Remodel	\$ 71,729.11	\$ -	\$ -					\$ 71,729.11
L7-C17	Bldg. 26D 3rd Floor Classroom	\$ -	\$ -	\$ 250,000.00					\$ 250,000.00
L7-C18	Bldg. 1A Remodel Printmaking	\$ 154,936.07	\$ -	\$ -					\$ 154,936.07
L7-C19	Founders Hall Alterations	\$ 293,385.01	\$ -	\$ -	\$ 108,000.00				\$ 401,385.01
L7-C20	Bldg. 9B Improvement	\$ 35,750.00	\$ -	\$ 145,000.54					\$ 180,750.54
L7-C21	Campuswide Door Hardware Upgrade	\$ -	\$ -	\$ 590,000.44					\$ 590,000.44
L7-C22	Campuswide Audiovisual Improvements	\$ -	\$ -	\$ 669,999.66					\$ 669,999.66
L7-C23	POD Remodel	\$ -	\$ -	\$ 749,998.89					\$ 749,998.89
L7-C24	Bldg. 4 Misc. Interior Impr.	\$ -	\$ -	\$ 70,000.28					\$ 70,000.28
L7-C25	Bldg. 26A Testing Center	\$ -	\$ -	\$ 249,999.79					\$ 249,999.79
L7-C26	Bldg. 6 Study Area	\$ -	\$ -	\$ 100,000.00					\$ 100,000.00
L7-C27	Bldg. 4 2nd Floor Renovation	\$ -	\$ -	\$ 413,263.26					\$ 413,263.26
L7-C28	Cart Storage Shed	\$ -	\$ -	\$ 25,070.00					\$ 25,070.00
L7-C29	Bldg. 28B Classroom	\$ -	\$ -	\$ 214,720.08					\$ 214,720.08
L7-C30	Bldg. 40 Classroom Remodel	\$ -		\$ 79,999.55					\$ 79,999.55
L7-C31	STEM Center	\$ -		\$ 760,700.72			\$ 1,500,000.00		\$ 2,260,700.72
L7-C32	Administration Storage Improvements	\$ -		\$ 99,999.61					\$ 99,999.61
L7-C33	Engineering/Physics Lab	\$ -		\$ 50,000.00					\$ 50,000.00
L7-C34	Bldg. 11 Secondary Effects	\$ -		\$ 175,000.00			\$ 175,000.00		\$ 350,000.00
L7-C35	Bldg. 61 Secondary Effects	\$ -		\$ 175,000.00			\$ 175,000.00		\$ 350,000.00
L7-C36	Photo ID Remodel			\$ 32,000.18					\$ 32,000.18
L7-C37	Welding/AC Building Upgrades			\$ 160,000.47					\$ 160,000.47
L7-C38	Design Tech Interior Impr.			\$ 247,200.55					\$ 247,200.55
L7-C39	C-ID Grant Office Remodel			\$ -					\$ -
L7-C40	Bldg. 40 Testing Center			\$ 425,000.00					\$ 425,000.00
L7-C41	Counseling Annex Remodel-Bldg. 9D			\$ 250,000.00			\$ 725,500.00		\$ 975,500.00
L7-C42	Radio Lab Secondary Effects			\$ 75,000.00					\$ 75,000.00

Measure RR Bond Budget by Project COC

		Measure RR BAN	Measure RR BAN Interest	Measure RR Series AB	Series AB Interest	Measure RR Series C	Measure RR BAN Series 2	Incentives & Prop 39	
Project	DESCRIPTION	Total	Total	Total	Total	Total		Proposed Budget	Measure RR Project Total
L7-C TBD	Farm Area Retail			\$ -			\$ 50,000.00		\$ 50,000.00
L7-C TBD	Ag. Science Animal Shelter			\$ -					\$ -
L7-D	Planning for Institutional Effectiveness (PIE) Projects			\$ 387,000.00			\$ 1,000,000.00		\$ 1,387,000.00
L7-D1	PIE-Swimming Pool Scoreboard			\$ 113,000.00					\$ 113,000.00
L8	Construction Support	\$ 6,336,655.60	\$ -	\$ 12,470,505.31			\$ 7,250,000.00		\$ 26,057,160.91
	Unallocated	\$ -	\$ 77,315.00		\$ 42,912.00				\$ 120,227.00
		\$ -							
	TOTALS	\$ 65,019,614.70	\$ 1,505,451.07	\$ 144,822,655.23	\$ 1,750,879.64	\$ 19,898,639.44	\$ 115,698,309.00	\$ 3,136,777.00	\$ 351,832,326.08
				\$ 144,822,655.23		Needed	\$ 115,698,309.00		
						Unissued	\$ 115,698,308.55		

Measure RR BAN 2

A1-Student Center

	Budgets		Commitments	Uncommitted Funds
	Approved 11_2015	Approved 5_2016		
PLANS AND WORKING DRAWINGS				
Architectural	1,640,000	1,640,000	247,500	1,392,500
Specialty Consultants	150,000	150,000	-	150,000
DSA Plan Check	143,500	143,500	-	143,500
Community College Plan Check	-	-	-	-
Other Planning Costs	250,000	250,000	3,400	246,600
<i>sub-total</i>	<i>2,183,500</i>	<i>\$ 2,183,500</i>	<i>\$ 250,900</i>	<i>\$ 1,932,600</i>
CONSTRUCTION				
Construction Cost-Approved Scope - Bid	23,516,384	23,516,384	-	23,516,384
Additional Scope	600,000	600,000	-	600,000
Temporary Space	-	895,775	418,539	477,236
<i>sub total</i>	<i>24,116,384</i>	<i>25,012,159</i>	<i>\$ 418,539</i>	<i>\$ 24,593,620</i>
OTHER COSTS				
Tests and Inspections	700,000	700,000	-	700,000
Furniture and Group II	1,600,000	1,600,000	203,610	1,396,390
Contingency	1,230,000	1,230,000	-	1,230,000
<i>sub-total</i>	<i>3,530,000</i>	<i>3,530,000</i>	<i>\$ 203,610</i>	<i>\$ 3,326,390</i>
Total Project Cost without CM	29,829,884	30,725,659	873,049	29,852,610
Construction Management	150,000	150,000	-	150,000
Total			873,049	30,002,610
Budget Totals	\$ 29,979,884	\$ 30,875,659		

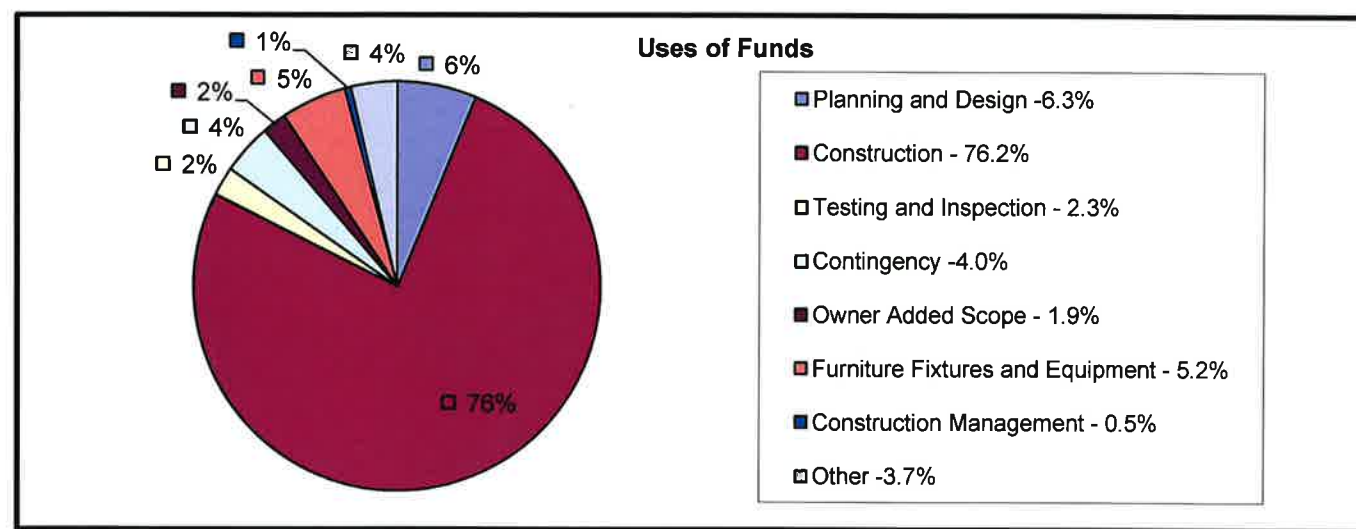
CMPCT Approval Notes	
2015	Initial Budget Approved
2016	Approved Revised Budget for Temporary Space
2016	Approved Revised Funding Sources

Sources of Funds	
Measure RR Series A	\$ 1,218,275
Measure RR BAN 2	\$ 2,800,000
Future Funding Source	\$ 26,857,384
Total	\$ 30,875,659
Additional Funds Needed	\$ -

Equipment Budget Breakdown	
Facilities Management	-
Information Technology	-
Audio Visual	-
Furniture	-
Unallocated	1,600,000
Total	1,600,000

Anticipated Costs	As of 8/2/16	As of 11/3/16	As of 2/2/17
Potential Change Orders	\$ -	\$ -	\$ -
Proposed Added Scope	\$ -	\$ -	\$ -
Approved Added Scope	\$ -	\$ -	\$ -
Estimate Additional Contingency	\$ -	\$ -	\$ -
Negotiated Claims	\$ -	\$ -	\$ -
Disputed Claims	\$ -	\$ -	\$ -
Other	\$ -	\$ -	\$ -
Total	\$ -	\$ -	\$ -

Owner Added Scope	
TBD	\$ 600,000
Total	\$ 600,000



Soft Costs = 12.7%
Est. Final Construction Costs = 82.1%
Equipment = 5.2%

Project Schedule	
Project Planning	2015-2016
Design	2016-2018
Construction	2019-2020
Occupancy	2020
Close - Out and Commissioning	2020

Measure RR

B-Business Computer Technology

	Budgets			Commitments	Uncommitted Funds
	Approved 6_2010	Approved 5_2015	Approved 10_2016		
PLANS AND WORKING DRAWINGS					
Architectural	2,900,000	3,533,656	3,786,991	3,611,214	175,777
Specialty Consultants	-	150,000	226,808	226,807	1
DSA Plan Check	208,000	316,918	281,500	263,910	17,590
Community College Plan Check	114,000	-	-	-	-
Other Planning Costs	-	250,000	150,870	42,233	108,637
<i>sub-total</i>	\$ 3,222,000	\$ 4,250,574	\$ 4,446,169	\$ 4,144,165	\$ 302,004
CONSTRUCTION					
Construction Cost-Approved Scope - Bid	37,280,160	43,955,343	46,995,558	32,679,606	14,315,952
Additional Scope	-	1,098,884	18,500	-	18,500
Temporary Space	-	185,577	181,233	157,004	24,229
<i>sub total</i>	\$ 37,280,160	\$ 45,239,804	\$ 47,195,291	\$ 32,836,610	\$ 14,358,681
OTHER COSTS					
Tests and Inspections	637,000	987,500	1,409,608	1,407,616	1,992
Furniture and Group II	4,015,000	4,345,000	6,345,000	6,725	6,338,275
Contingency	1,999,000	1,273,549	2,252,090	121,323	2,130,767
<i>sub-total</i>	\$ 6,651,000	\$ 6,606,049.00	10,006,698	\$ 1,535,664	\$ 8,471,034
Total Project Cost without CM	47,153,160	56,096,427	61,648,158	38,516,439	23,131,719
Construction Management	3,458,840	402,329	2,216,703	2,214,425	2,278
Total				40,730,865	23,133,996
Budget Totals	\$ 50,612,000	\$ 56,498,756	\$ 63,864,861		

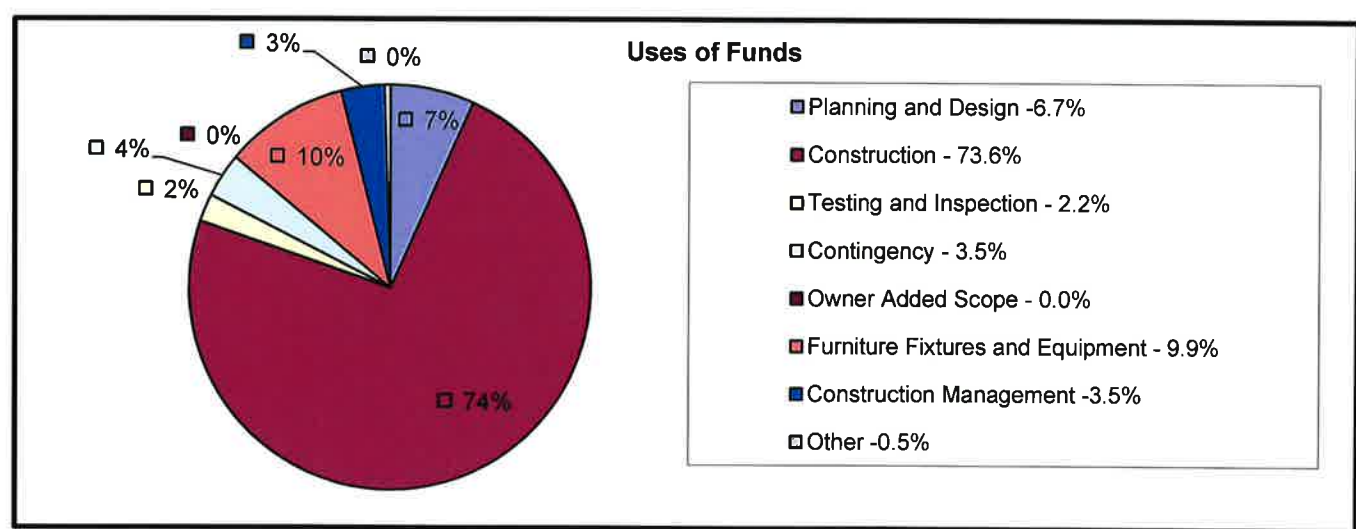
CMPCT Approval Notes	
2010	Initial Budget Approved
2012	Budget updated to reflect final planning and inflation
2013	Schematic Design Approved
2014	Approved to submit to DSA
2015	Approved to Bid
2015	Revised Construction Delivery
2015	Budget updated to reflect bid actual amounts
2015	Budget updated to include L7-C3
2016	Approved equipment budget increase
2017	Approved contract amendment

Sources of Funds		
Measure RR (BAN) Project B	\$	526,082
Measure RR Series AB Project B	\$	22,213,918
Measure RR Series (BAN) L7-C3	\$	15,778
Measure RR Series AB L7-C3	\$	1,170,000
Measure RR Series C	\$	19,898,640
Measure RR BAN 2	\$	18,040,443
16/17 Instructional Equipment	\$	1,000,000
Capital Outlay (Alertus)	\$	400,000
Total	\$	63,264,861
Additional Funds Needed	\$	600,000

Equipment Budget Breakdown	
Facilities Management	115,000
Information Technology	490,000
Audio Visual	2,975,000
Furniture	1,850,000
Unallocated	-
Total	6,345,000

Anticipated Costs	As of 8/2/16	As of 11/3/16	As of 2/2/17
Potential Change Orders	\$ -	\$ -	\$ -
Proposed Added Scope	\$ 1,000,000	\$ -	\$ -
Approved Added Scope	\$ -	\$ 2,000,000	\$ -
Estimate Additional Contingency	\$ -	\$ -	\$ -
Negotiated Claims	\$ -	\$ -	\$ -
Disputed Claims	\$ -	\$ -	\$ -
Other	\$ -	\$ -	\$ -
Total	\$ 1,000,000	\$ 2,000,000	\$ -

Owner Added Scope	
Unallocated	\$ 18,500
Total	\$ 18,500



Soft Costs = 12.9%

Est. Final Construction Costs = 77.1%

Equipment = 9.9%

Project Schedule	
Project Planning	2006-2012
Design	2013-2014
Construction	2015-2017
Occupancy	2017
Close - Out and Commissioning	2018

Measure RR

D-Athletics Complex

	Budgets			Commitments	Uncommitted Funds
	Approved 12_2012	Approved 5_2015	Approved 1_2017		
PLANS AND WORKING DRAWINGS					
Architectural	2,528,213	3,500,000	4,007,439	3,944,642	62,797
Specialty Consultants	100,000	250,000	728,214	728,213	1
DSA Plan Check	180,000	386,939	408,706	403,090	5,616
Community College Plan Check	-	-	-	-	-
Other Planning Costs	250,000	350,000	250,000	39,211	210,789
<i>sub-total</i>	\$ 3,058,213	\$ 4,486,939	\$ 5,394,359	\$ 5,115,157	\$ 279,202
CONSTRUCTION					
Construction Cost-Approved Scope - Bid	37,734,887	53,667,025	75,139,911	-	75,139,911
Additional Scope	1,067,063	1,341,676	1,579,744	-	1,579,744
Temporary Space	-	-	68,000	60,207	7,793
<i>sub total</i>	\$ 38,801,950	\$ 55,008,701	\$ 76,787,655	\$ 60,207	\$ 76,727,448
OTHER COSTS					
Tests and Inspections	580,000	987,500	987,500	46,400	941,100
Furniture and Group II	800,000	1,800,000	1,800,000	45,135	1,754,865
Contingency	889,219	1,610,011	2,244,851	32,465	2,212,386
<i>sub-total</i>	\$ 2,269,219	\$ 4,397,511	\$ 5,032,351	\$ 124,000	\$ 4,908,351
Total Project Cost without CM	44,129,382	63,893,151	87,214,365	5,299,364	81,915,001
Construction Management	311,098	414,578	580,456	266,766	313,690
Total				5,566,129	82,228,692
Budget Totals	\$ 44,440,480	\$ 64,307,729	\$ 87,794,821		

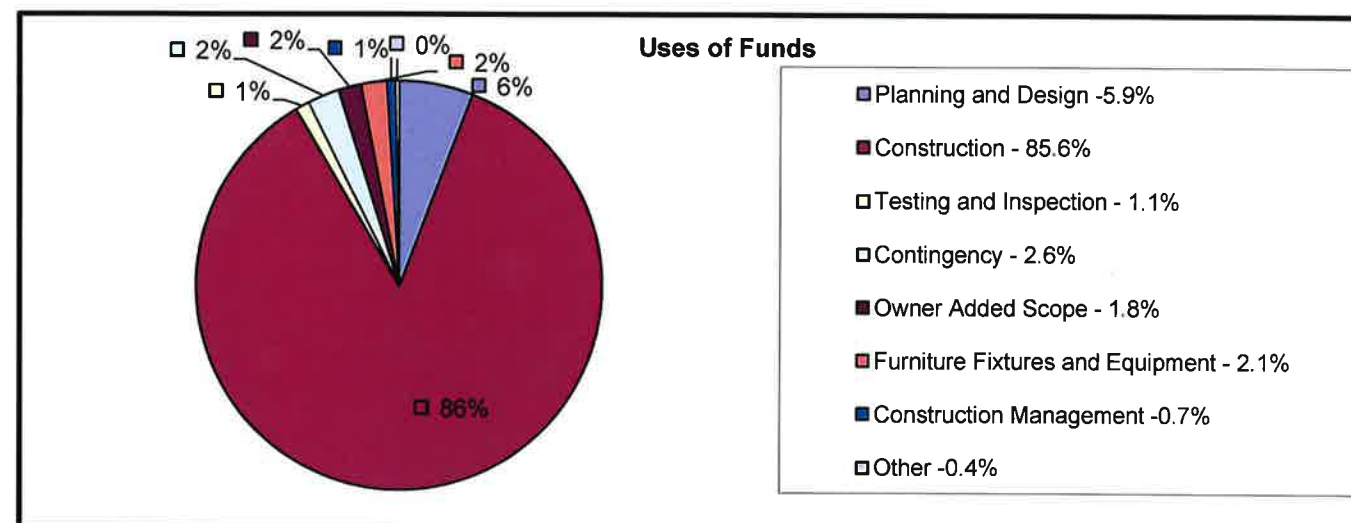
CMPCT Approval Notes	
2012	Initial Budget Approved
2013	Schematic design not approved
2014	Design Development approved
2014	Approved to submit to DSA
2015	Approved design of additional scope
2016	Approved budget revision for SEIR
2016	Approved budget increase
2016	Approved deferral items

Sources of Funds	
Measure RR Series AB D-Athletics	\$ 5,694,725
Measure RR BAN 2	\$ 73,549,366
Total	\$ 79,244,091
Additional Funds Needed	\$ 8,550,730

Equipment Budget Breakdown	
Facilities Management	-
Information Technology	-
Audio Visual	-
Furniture	-
Unallocated	\$ 1,800,000
Total	\$ 1,800,000

Anticipated Costs	As of 8/2/16	As of 11/3/16	As of 2/2/17
Potential Change Orders	\$ -	\$ -	\$ -
Proposed Added Scope	\$ 800,000	\$ -	\$ -
Approved Added Scope	\$ -	\$ -	\$ -
Estimate Additional Contingency	\$ -	\$ -	\$ -
Negotiated Claims	\$ -	\$ -	\$ -
Disputed Claims	\$ -	\$ -	\$ -
Other	\$ 95,470	\$ -	\$ -
Total	\$ 895,470	\$ -	\$ -

Owner Added Scope	
Unallocated	\$ 1,341,676
Total	\$ 1,341,676



Soft Costs = 8.0%
Est. Final Constuction Costs = 89.9%
Equipment = 2.1%

Project Schedule	
Project Planning	2008-2012
Design	2013-2014
Construction	2016-2018
Occupancy	2018
Close - Out and Commissioning	2018

Measure RR

L3-D1 Temporary Space--Bldg. 40

	Budgets			Commitments	Uncommitted Funds
	Approved 10_2015	Approved 11_2015	Approved 1_2017		
PLANS AND WORKING DRAWINGS					
Architectural	75,000	75,000	180,000	130,000	50,000
Specialty Consultants	10,000	25,000	271,865	183,148	88,717
DSA Plan Check	-	-	-	-	-
Community College Plan Check	-	-	-	-	-
Other Planning Costs	5,000	6,000	28,415	19,406	9,009
<i>sub-total</i>	\$ 90,000	\$ 106,000	\$ 480,280.00	\$ 332,554	\$ 147,726
CONSTRUCTION					
Construction Cost-Approved Scope - Bid	745,000	928,000	3,329,203	1,280,740	2,048,463
Additional Scope	-	199,000	351,000	84,461	266,539
Temporary Space	-	74,209	314,000	157,536	156,464
<i>sub total</i>	\$ 745,000	\$ 1,201,209	\$ 3,994,203.00	\$ 1,522,736	\$ 2,471,467
OTHER COSTS					
Tests and Inspections	20,000	26,000	115,000	86,398	28,603
Furniture and Group II	-	350,850	1,014,800	498,008	516,792
Contingency	45,000	132,541	390,000	188,862	201,138
<i>sub-total</i>	\$ 65,000.00	\$ 509,391.00	\$ 1,519,800.00	\$ 773,268	\$ 746,532
Total Project Cost without CM	900,000	1,816,600	5,994,283	2,628,558	3,365,725
Construction Management	50,000	50,000	-	-	-
Total				2,628,558	3,365,725
Budget Totals	\$ 950,000	\$ 1,866,600	\$ 5,994,283		

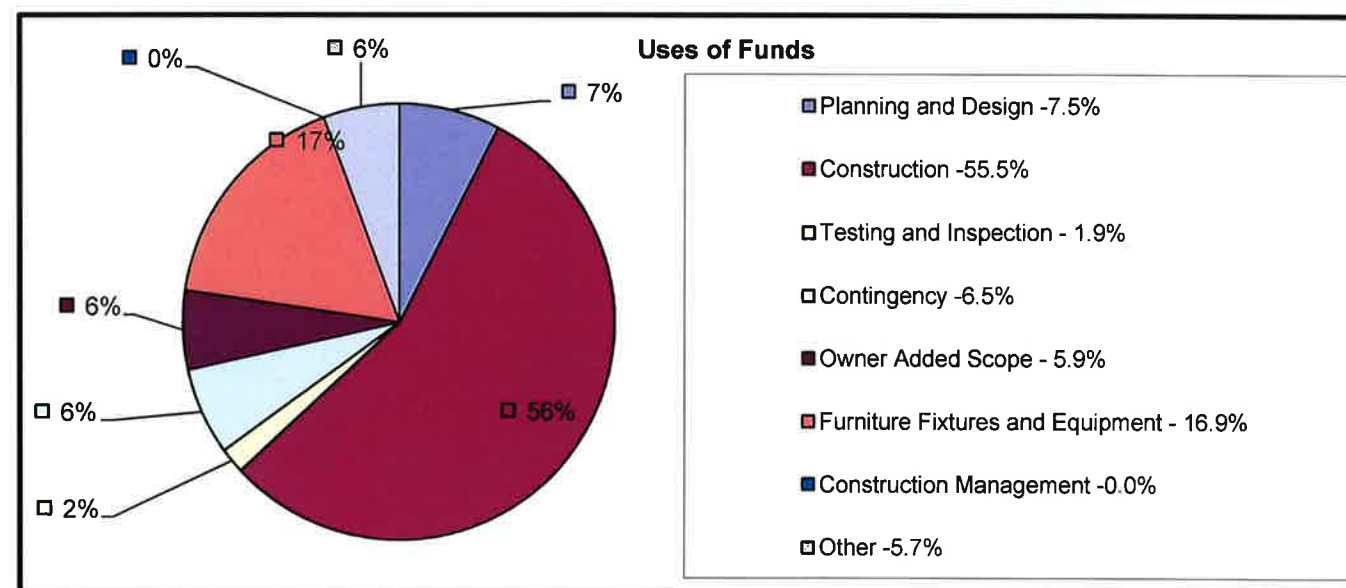
CMPCT Approval Notes	
2015	Preliminary scope of work approved
2015	Approved additional scope
2015	Approved additional equipment
2016	Approved Phase II & Phase III work

Sources of Funds	
L3-D1 Measure RR Series AB	\$ 3,055,500
L3-D1 Measure RR BAN2	\$ 2,366,000
Total	\$ 5,421,500
Additional Funds Needed	\$ 572,783

Equipment Budget Breakdown	
Facilities Management	\$ 8,000
Information Technology	\$ 60,000
Audio Visual	\$ 60,000
Furniture	\$ 850,000
Instructional	\$ 36,800
Total	\$ 1,014,800

Anticipated Costs	As of 08/02/16	As of 11/3/16	As of 2/2/17
Potential Change Orders	\$ -	\$ -	\$ -
Proposed Added Scope	\$ -	\$ -	\$ -
Approved Added Scope	\$ 2,366,000	\$ -	\$ -
Estimate Additional Contingency	\$ -	\$ -	\$ -
Negotiated Claims	\$ -	\$ -	\$ -
Disputed Claims	\$ -	\$ -	\$ -
Other	\$ 155,590	\$ -	\$ -
Total	\$ 2,521,590	\$ -	\$ -

Owner Added Scope	
Replace hallway lighting	\$ 84,461
Unallocated	\$ 27,539
Total	\$ 112,000



Soft Costs = 15.2%
Est. Final Construction Costs = 67.9%
Equipment = 16.9%

Project Schedule	
Project Planning	2015
Design	2015
Construction	2015-2016
Occupancy	2016
Close - Out and Commissioning	2016

Measure RR

L3-H3 Equity Center Bldg 16E

	Budgets		Commitments	Uncommitted Funds
	Approved 09_2016	Approved 11_2016		
PLANS AND WORKING DRAWINGS				
Architectural	167,490	179,790	183,190	(3,400)
Specialty Consultants	118,455	233,497	155,455	78,042
DSA Plan Check	9,250	9,350	9,250	100
Community College Plan Check	-	-	-	-
Other Planning Costs	2,657	8,100	3,197	4,903
sub-total	297,852	\$ 430,737	\$ 351,092	\$ 79,645
CONSTRUCTION				
Construction Cost-Approved Scope - Bid	1,342,267	2,972,169	1,125,169	1,847,000
Additional Scope	-	806,481	733,632	72,849
Temporary Space	-	-	-	-
sub total	1,342,267	3,778,650	\$ 1,858,801	\$ 1,919,849
OTHER COSTS				
Tests and Inspections	1,600	39,157	38,004	1,153
Furniture and Group II	859,800	701,500	-	701,500
Contingency	743,524	407,700	9,891	397,809
sub-total	1,604,924	1,148,357	\$ 47,895	\$ 1,100,462
Total Project Cost without CM	3,245,043	5,357,744	2,257,788	3,099,956
Construction Management	-	-	-	-
Total			2,257,788	3,099,956
Budget Totals	\$ 3,245,043	\$ 5,357,744		

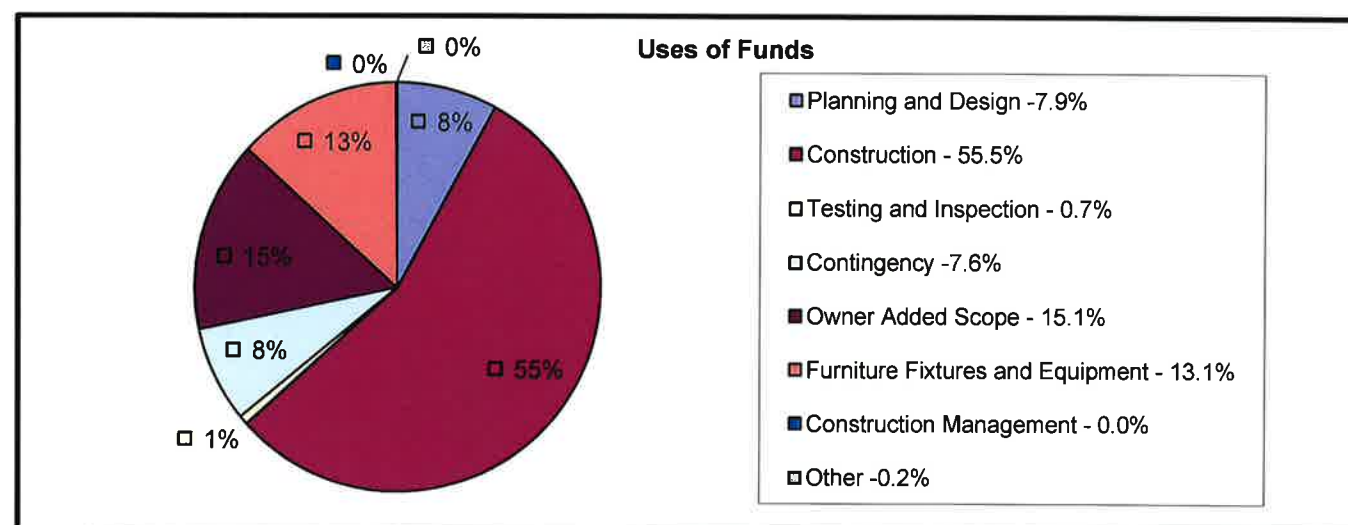
CMPCT Approval Notes	
2015	Approved modular specification
2016	Approved modular funding upgrade
2016	Approved audiovisual system upgrade
2016	Added site work for testing center

Sources of Funds	
Measure RR Series AB - L3-H3 Temp Space	\$ 3,245,043
Measure RR Series AB L1-I13 Site Impr.	\$ 450,000
Measure RR BAN2 L3-H3 Temp Space	\$ 1,600,000
Total	\$ 5,295,043
Additional Funds Needed	\$ 62,701

Equipment Budget Breakdown	
Facilities Management	-
Information Technology	62,000
Audio Visual	25,000
Furniture	614,500
Unallocated	-
Total	701,500

Anticipated Costs	As of 11/3/16	As of 2/2/17
Potential Change Orders	\$ -	\$ -
Proposed Added Scope	\$ -	\$ -
Approved Added Scope	\$ 734,000	\$ -
Estimate Additional Contingency	\$ -	\$ -
Negotiated Claims	\$ -	\$ -
Disputed Claims	\$ -	\$ -
Other	\$ -	\$ -
Total	\$ 734,000	\$ -

Owner Added Scope	
Enhanced Interior Finishes	\$ 733,632
Unallocated	\$ 72,849
Total	\$ 806,481



Soft Costs = 8.8%
Est. Final Construction Costs = 78.1%
Equipment = 13.1%

Project Schedule	
Project Planning	2015-2016
Design	2016
Construction	2017
Occupancy	2017
Close - Out and Commissioning	2017