



PIE Planning & Resources Where We Are Going

2. Where We Are Going - Report Overview

Can select on options to view screen as 25%, 50%, 75% or 100%.

Sample of Quality PIE (Demo)

Where We Are Going: Unit Goals and Resources

?

i

This section contains the over-arching goals that guide your Units work in connection to the mission of the college. (Over-arching goals are not specific plans or activities, but a more general categorization of the drivers of your Unit's work). Example: Technological Currency - Facilities: Improve and maintain facilities and infrastructure to support student success. - Add new goals by clicking the "+" symbol at the right of the "Unit Goals" row. - Specific plans and activities will be added below each of the over-arching goals.

Unit Goals

- Equipment and Technology
Optimize the use of classrooms, labs, equipment and infrastructure to support, augment and reinforce the curriculum and improve the learning experience.
Status: Active
Goal Year(s): 2015-16, 2016-17, 2017-18, 2018-19, 2019-20, 2020-21, 2021-22
- Campus Promotion and Outreach
Illuminate the role of Sample program in the health and well being of individuals and society through teaching and outreach to the campus community, and market the Sample program to students as a potential major.
Status: Active
Goal Year(s): 2017-18, 2018-19, 2019-20, 2020-21, 2021-22
- Transfer and Articulation
Prepare students to enter accredited Sample Programs in Sample degree programs to become well qualified entry level sample careers.
Status: Active
Goal Year(s): 2017-18, 2018-19, 2019-20, 2020-21, 2021-22
- Quality Programs
Provide quality programs and courses in the Sample division.
Status: Active
Goal Year(s): 2018-19, 2019-20, 2020-21, 2021-22

Available Reports will display on right hand side of screen.

Where We Are Going - Goals and ...

Where We Are Going - Adding Resources

Where We Are Going - Goals and ...

2. Where We Are Going - View and Edit Unit Goals

1. Click to **View**
Unit Goals

2. Click to **Edit**
Unit Goals

Sample of Quality PIE (Demo)

Where We Are Going: Unit Goals and Resources

This section contains the over-arching goals that guide your Units work in connection to the mission of the college. (Over-arching goals are not specific plans or activities, but a more general category.)

Goals: Improve and maintain facilities and infrastructure to support student success. - Add new goals by clicking the "+" symbol at the right of the "Unit Goals" row. - Specific plans and activities will be added below each of the over-arching goals.

▼ Unit Goals

▶ Equipment and Technology Optimize the use of classrooms, labs, equipment and infrastructure to support, augment and reinforce the curriculum and improve the learning experience. Status: Active Goal Year(s): 2015-16, 2016-17, 2017-18, 2018-19, 2019-20, 2020-21, 2021-22	✎ ⚙️ 🗑️
▶ Campus Promotion and Outreach Illuminate the role of Sample program in the health and well being of individuals and society through teaching and outreach to the campus community, and market the Sample program to students as a potential major. Status: Active Goal Year(s): 2017-18, 2018-19, 2019-20, 2020-21, 2021-22	✎ ⚙️ 🗑️
▶ Transfer and Articulation Prepare students to enter accredited Sample Programs in Sample degree programs to become well qualified entry level sample careers. Status: Active Goal Year(s): 2017-18, 2018-19, 2019-20, 2020-21, 2021-22	✎ ⚙️ 🗑️
▶ Quality Programs Provide quality programs and courses in Status: Active Goal Year(s): 2018-19, 2019-20, 2020-21,	✎ ⚙️ 🗑️

Existing goals from last year will appear. If **substantial** changes are being made to the goal name, a new goal should be entered.

2. Where We Are Going - Edit Unit Goals

3. Substantive edits should not be made to **Unit Name** or **Unit Goal**.

4. Select if Goal is still **Active** or **Inactive** for new Reporting Year.

5. Select Goal Years for Unit Goals that will be a part of your Unit for the upcoming year(s).

6. Make sure to **Save & Return**

Over-arching goals that guide your Unit's work in connection to the mission of the college. (Over-arching goals are not specific plans or activities, but more general categorization of the drivers of your Unit's work). Example: Technology - Currency -

in facilities and infrastructure to support student success. - Add new goals by clicking the "+" symbol at the right of the "Unit Goals" row. - Specific plans and activities will be added below each of the over-arching goals.

* Unit Goal Name	Equipment and Technology
* Unit Goal Description	Optimize the use of classrooms, labs, equipment and infrastructure to support, augment and reinforce the curriculum and improve the learning
Status	Active
Goal Year(s)	2017-18 x 2018-19 x 2019-20 x 2020-21 x 2021-22 x
Date Goal Entered (Optional)	06/26/2017
Date Goal Archived/Inactivated (Optional)	

* Required field

2. Where We Are Going – Inactivating Unit Goals

1. If Unit Goals are no longer required, please **update status to INACTIVE.**

2. Remove Current Goal Year and any Future Goal Years.

3. Enter Date Goal Inactivated.

4. Save & Return

This section contains the over-arching goals that guide your Units work in connection to the mission of the college. (Over-arching goals are not specific plans or activities, but a more general categorization of the drivers of your work.)
Facilities: Improve and maintain facilities and infrastructure to support student success. - Add new goals by clicking the "+" symbol at the right of the "Unit Goals" row. - Specific plans and activities will be added below each goal.

* Unit Goal Name	Equipment and Technology
* Unit Goal Description	Optimize the use of classrooms, labs, equipment and infrastructure to support, augment and reinforce the curriculum and improve the learning experience.
Status	Active
Goal Year(s)	2017-18 ✕ 2018-19 ✕ 2019-20 ✕ 2020-21 ✕ 2021-22 ✕
Date Goal Entered (Optional)	06/26/2017
Date Goal Archived/Inactivated (Optional)	

* Required field

2. Where We Are Going – Filter Unit Goals

Sample of Quality PIE (Demo)

Where We Are Going: Unit Goals and Resources

5. Select Filter icon:

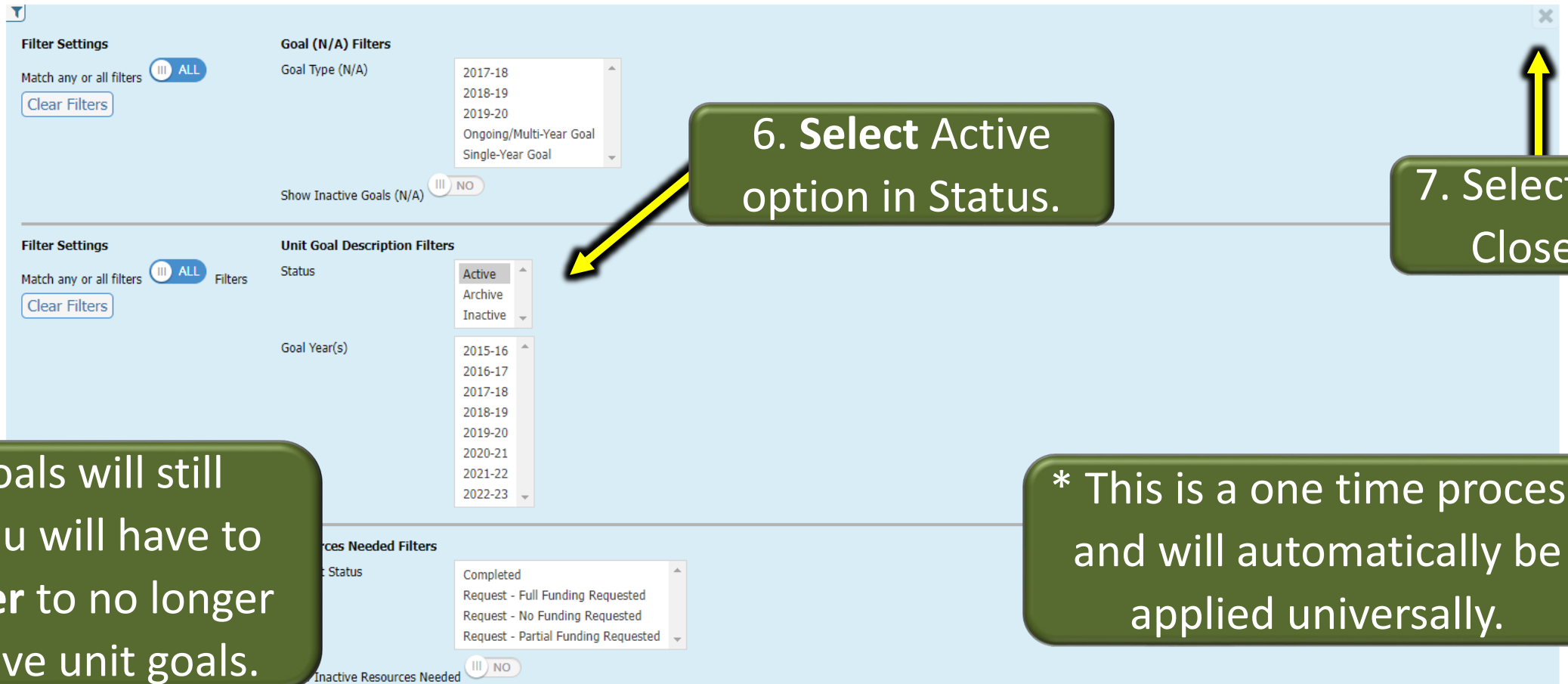


6. Select Active option in Status.

7. Select to Close

* Unit Goals will still appear. You will have to enter a **filter** to no longer view inactive unit goals.

* This is a one time process and will automatically be applied universally.



2. Where We Are Going – Add Unit Goals

Sample of Quality PIE (Demo)

Where We Are Going: Unit Goals and Resources

?

i

+

▼

Unit Goals

▶ **Equipment and Technology**
Optimize the use of classrooms, labs, equipment and infrastructure to support, augment and reinforce the curriculum and improve the learning experience.
Status: Active
Goal Year(s): 2015-16, 2016-17, 2017-18, 2018-19, 2019-20, 2020-21, 2021-22

▶ **Campus Promotion and Outreach**
Illuminate the role of Sample program in the health and well being of individuals and society through teaching and outreach to the campus community, and market the Sample program to students as a potential major
Status: Active
Goal Year(s): 2017-18, 2018-19, 2019-20, 2020-21, 2021-22

▶ **Transfer and Articulation**
Prepare students to enter accredited Sample Programs in Sample degree programs to become well qualified entry level sample careers.
Status: Active
Goal Year(s): 2017-18, 2018-19, 2019-20, 2020-21, 2021-22

▶ **Quality Programs**
Provide quality programs and courses in the Sample division.
Status: Active
Goal Year(s): 2018-19, 2019-20, 2020-21, 2021-22

+

1. Click to Add
Unit Goals

Where We Are Going - Goals and ...

Where We Are Going - Adding Resources

Where We Are Going - Goals and ...

2. Where We Are Going – Add Unit Goals

4. Make sure to
Save & Return

2. Enter
information into
the following
fields

3. Select Goal Years
(Multiple years may be
selected)

Sample of Quality PIE (Demo)

Where We Are Going: Unit Goals and Resources

? i [icon] [icon]

Save Return

i This section contains the over-arching goals that guide your Units work in connection to the mission of the college. (Over-arching goals are not specific plans or activities, but a more general categorization of the drivers of your Unit's work). Example: Technological Currency - Facilities: Improve and maintain facilities and infrastructure to support student success. - Add new goals by clicking the "+" symbol at the right of the "Unit Goals" row. - Specific plans and activities will be added below each of the over-arching goals.

* Unit Goal Name Give the goal a short name for easy reference under "Reports" when tracking progress and completion of goals. Example: Campus Promotion and Outreach ?

* Unit Goal Description Please enter a full description of the goal. Example: Campus Promotion and Outreach goal is to illuminate the role of the selected program through teaching and outreach to the campus community, and market the program to students as a potential major. ?

Status Active ?

Goal Year(s) 2021-22 x 2022-23 x ?

Date Goal Entered (Optional) 11/01/2021 ?

Date Goal Archived/Inactivated (Optional) ?

* Required field

2. Where We Are Going – View Resources

Sample of Quality PIE (Demo)

Where We Are Going: Unit Goals and Resources

? i [Menu Icon] [Filter Icon]

Unit Goals

Equipment and Technology
Optimize the use of classrooms, labs, equipment and infrastructure to support, augment and reinforce the curriculum and improve the learning experience.
Status: Active
Goal Year(s): 2015-16, 2016-17, 2017-18, 2018-19, 2019-20, 2020-21, 2021-22
Date Goal Entered (Optional): 06/26/2017
Date Goal Archived/Inactivated (Optional):

Resources Needed

Request - Full Funding Requested
Computers for Reference Desk and Instruction (Active)

Request - Full Funding Requested
Printer (Canon Image Runner 5000) (Active)

*Describe Plans & Activities Supported (Justification of Need): Printing Lab - New printer to be allocated to the new printed space being requested. Will allow students to make various copies for presentations/ handouts as well as offer print services for students and staff.
*Lead: PIE User
What would success look like and how would you measure it?: New space will be developed in a new building or can be renovated from a standing building at the moment and lab will be accessible for Sample Program students.
Type of Request: INSTRUCTIONAL EQUIPMENT: Equipment, library material, or technology for classroom instruction, student instruction or demonstration, or in preparation of learning materials in an instructional program, equal or over \$500.
Planning Unit Priority: Medium
One-Time Funding Requested (if applicable): 5,000
On-Going Funding Requested (if applicable): 5,000
Total Funding Requested: 10000
Date Added: 01/16/2019
Active: Yes

Related Documents
Assignment

9

1. Click to View
Unit Goal Details

2. Select dropdown
arrow to view details

Resources Needed

2. Where We Are Going – Edit Resources

Sample of Quality PIE (Demo)

Where We Are Going: Unit Goals and Resources

? i [icon] [icon]

Unit Goals

Equipment and Technology

Optimize the use of classrooms, labs, equipment and infrastructure to support, augment and reinforce the curriculum and improve the learning experience.

Status: Active

Goal Year(s): 2015-16, 2016-17, 2017-18, 2018-19, 2019-20, 2020-21, 2021-22

Date Goal Entered (Optional): 06/26/2017

Date Goal Archived/Inactivated (Optional):

Resources Needed

Request - Full Funding Requested

Computers for Reference Desk and Instruction (Active)

Request - Full Funding Requested

Printer (Canon Image Runner 5000) (Active)

*Describe Plans & Activities Supported (Justification of Need): Printing Lab - New printer to be allocated to the new printed space being requested. Will allow students to make various copies for presentations/ handouts as well as offer print services for students and staff.

*Lead: PIE User

What would success look like and how would you measure it?: New space will be developed in a new building or can be renovated from a standing building at the moment and lab will be accessible for Sample Program students.

Type of Request: INSTRUCTIONAL EQUIPMENT: Equipment, library material, or technology for classroom instruction, student instruction or demonstration, or in preparation of learning materials in an instructional program, equal or over \$500.

On-Going Funding Requested (if applicable): 5,000

Total Funding Requested: 10000

Date Added: 01/16/2019

Active: Yes

Related Documents

Assignment

4. Click to Edit Resource

3. Click to View Resource

2. Where We Are Going – Edit Resources

5. Select **Active** if Resource is still required. If no longer required, please **Inactive**. Do not delete!

6. Update Request Status

of classrooms, labs, equipment and infrastructure to support the learning experience.

Active ☒ ?

Request Status **Request - Full Funding Requested** ▼

- Completed
- Request - Full Funding Requested
- Request - No Funding Requested
- Request - Partial Funding Requested

* Resources Needed

*Describe Plans & Activities Supported (Justification of Need)

*Lead PIE User

* What would success look like and how would you measure it? Reference Desk and Instruction computers in 6-238 and used by lib

* Type of Request INSTRUCTIONAL EQUIPMENT: Equipment, library material, or tech

* Planning Unit Priority High ?


One-Time Funding Requested (if applicable) 6000

On-Going Funding Requested (if applicable) 1000

* Total Funding Requested 7000

If resource is no longer needed because it has been completed, please select **Completed in this selection menu.

2. Where We Are Going – Edit Resources



Equipment and Technology Optimize the use of classrooms, labs, equipment and infrastructure to support, augment and reinforce the curriculum and improve the learning experience.

Active ☒ ?

Request Status Request - Full Funding Requested ?

* Resources Needed Computers for Reference Desk and Instruction ?

* Justification of Need Printing Lab - Provide reference, research, and instruction to students using up-to-date technology by ensuring computers used for reference and instruction are replaced when older than five years as outlined in the College faculty replacement guidelines. ?

*Lead PIE User ?

* What would success look like and how would you measure it? Reference Desk and Instruction computers in 6-238 and used by librarians at the Reference Desk are no older than the 5-year standard. ?

* Type of Request INSTRUCTIONAL EQUIPMENT: Equipment, library material, or technology for classroom instruction, student instruction or demonstration, or in preparation of learning mater ?

* Planning Unit Priority High ?

One-Time Funding Requested (if applicable) 6000 ?

On-Going Funding Requested (if applicable) 1000 ?

* Total Funding Requested 7000 ?

7. Update Type of Request

8. Save and Return

2. Where We Are Going – Edit Resources

Reports and Estimates will be available on the right hand side for better estimates.

Sample of Quality PIE (Demo)

Where We Are Going: Unit Goals and Objectives

Equipment and Technology Optimize the use of equipment and technology to enhance the learning experience and improve the learning experience.

Active ☒ ?

Request Status: Request - Full Funding Requested ?

* Resources Needed: Computers for Reference Desk and Instruction ?

* Describe Plans & Activities Supported (Justification of Need): Printing Lab - Provide reference, research, and instruction to students using up-to-date technology by ensuring computers used for reference and instruction are replaced when older than five years as outlined in the College faculty replacement guidelines. ?

* Lead: PIE User ?

* What would success look like and how would you measure it?: Reference Desk and Instruction computers in 6-238 and used by librarians at the Reference Desk are no older than the 5-year standard. ?

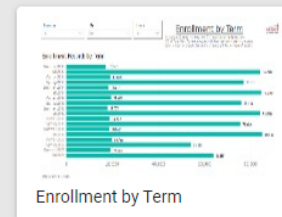
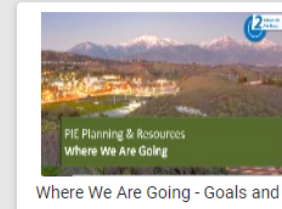
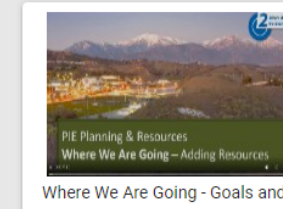
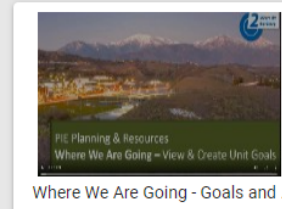
* Type of Request: INSTRUCTIONAL EQUIPMENT: Equipment, library material, or technology for classroom instruction, student instruction or other ?

* Planning Unit Priority: High ?

One-Time Funding Requested (if applicable): 6000 ?

On-Going Funding Requested (if applicable): 1000 ?

* Total Funding Requested: 7000 ?



*Work with relevant departments to give an estimate of funding requested.

2. Where We Are Going – Add Resources Needed

1. Select Unit Goal to expand

2. Select to Add Resource Needed

All resources requests for this Unit Goal will display.

Sample of Quality PIE (Demo)

Where We Are Going: Unit Goals and Resources

Unit Goals

Equipment and Technology

Optimize the use of classrooms, labs, equipment and infrastructure to support, augment and reinforce the curriculum and improve the learning experience.

Status: Active

Goal Year(s): 2015-16, 2016-17, 2017-18, 2018-19, 2019-20, 2020-21, 2021-22

Date Goal Entered (Optional): 06/26/2017

Date Goal Archived/Inactivated (Optional):

Resources Needed

- Request - Full Funding Requested
Computers for Reference Desk and Instruction (Active)
- Request - Full Funding Requested
Printer (Canon Image Runner 5000) (Active)
- Request - Full Funding Requested
Lab Technician (Active)

2. Where We Are Going – Add Resources Needed

3. When Adding Resources, enter information into the following fields.

Save Return

Facilities and Technology Provide a comfortable, adaptable, and safe learning environment that is large enough to support the diverse educational and technological needs of the entire Mt. SAC community

Active ☒ ?

Request Status ?

* Resources Needed

* Describe Plans & Activities Supported (Justification of Need) ?

* Lead ?

* What would success look like and how would you measure it? ?

* Type of Request ?

* Planning Unit Priority ?

One-Time Funding Requested (if applicable)

On-Going Funding Requested (if applicable) ?

* Total Funding Requested ?

5. Make sure to Save & Return

4. Select Type of Request

2. Where We Are Going – Copy & Moving Resources

Sample of Quality PIE (Demo)

Where We Are Going: Unit Goals and Resources

? i [icon] [icon]

Unit Goals

Equipment and Technology

Optimize the use of classrooms, labs, equipment and infrastructure to support, augment and reinforce the curriculum and improve the learning experience.

Status: Active

Goal Year(s): 2015-16, 2016-17, 2017-18, 2018-19, 2019-20, 2020-21, 2021-22

Date Goal Entered (Optional): 06/26/2017

Date Goal Archived/Inactivated (Optional):

Resources Needed

Request - Full Funding Requested

Computers for Reference Desk and Instruction (Active)

Request - Full Funding Requested

Printer (Canon Image Runner 5000) (Active)

*Describe Plans & Activities Supported (Justification of Need): Printing Lab - New printer to be allocated to the new printed space being requested. Will allow students to make various copies for presentations/ handouts as well as offer print services for students and staff.

*Lead: PIE User

What would success look like and how would you measure it?: New space will be developed in a new building or can be renovated from a standing building.

Type of Request: INSTRUCTIONAL EQUIPMENT: Equipment, library material, or technology for classroom instruction, student instruction or demonstration.

Planning Unit Priority: Medium

One-Time Funding Requested (if applicable): 5,000

On-Going Funding Requested (if applicable): 5,000

Total Funding Requested: 10000

Date Added: 01/16/2019

Active: Yes

Related Documents

Assignment

16

1. Click to View
Resources Needed

2. Click to Copy
Resources

2. Where We Are Going – Copy & Moving Resources

The screenshot shows a web application interface titled "Sample of Quality PIE (Demo)". The main heading is "Where We Are Going: Unit Goals and Resources". Below the heading is a navigation bar with icons for help, information, list, and filter, and buttons for "Save" and "Return".

The interface is divided into two main sections, each with a "Filter" input and a list of items. The left section, labeled "Showing all 5", contains a list of unit goals: "Equipment and Technology", "Campus Promotion and Outreach", "Engagement", "Quality Programs", and "Transfer and Articulation". The right section, labeled "Showing all 1", contains a list of resources: "Instructional Support".

Yellow arrows point from numbered callouts to specific elements in the interface:

- 3. Select Unit Goal you wish to Copy Resource to.** Points to the "Equipment and Technology" item in the left list.
- 4. Select the Right Arrow to "Move Selected" Unit to the right bucket.** Points to the right arrow icon between the two lists.
- 5. Unit Goal will appear** Points to the "Instructional Support" item in the right list.
- 6. Save & Return** Points to the "Save" and "Return" buttons in the top right.

A callout at the bottom left states: "You will see all of your Unit Goals displayed."

2. Where We Are Going – View & Upload Related Documents

1. View Resource and expand to view details.

2. Click to Add Related Documents to the Resource

▼ Unit Goals +

▼ Facilities and Technology Provide a comfortable, adaptable, and safe learning environment that is large enough to support the diverse educational and technological needs of the entire Mt. SAC community (Active) [edit] [share] [trash]

Goal Year(s): 2017-18, 2018-19, 2019-20, 2020-21
Date Goal Entered (Optional): 11/15/2018
Date Goal Archived/Inactivated (Optional):

▼ Resources Needed +

▼ Request - Full Funding Requested Printing Space (Active) [edit] [share] [trash]

Describe Plans & Activities Supported (Justification of Need): Eliminate disruption to studying and research created by printing queues snaking around tables used by students studying in the Sample Program location. Improve the study environment by decreasing noise and distractions created by students printing. Extricate two activities not well paired and increase the ability of students to concentrate on their work. Reduce the number of times Sample Program representatives are asked to address technical and mechanical printing problems as the printers and copiers are located in close proximity to the Reference Desk. Eliminate the need for Sample Program representatives to ask students to wait for research assistance while they troubleshoot printing problems.

Lead: PIE User
One-Time Funding Requested (if applicable): 150,000
On-Going Funding Requested (if applicable):
Type of Request: FACILITIES: This section includes minor building improvement projects and alterations to specific rooms or operational areas.
Planning Unit Priority: High
What would success look like and how would you measure it?: Eliminated printing queues snaking around tables waiting for access to the printers. Decreased disruption and interruption to students studying. Increased student satisfaction of printing services. Relocated [truncated] of the Reference

Date Added: 11/15/2018
Active: Yes

▼ Related Documents [add]

Mountie.jpg [edit] [trash]

Assignment [edit] [trash]

2. Where We Are Going – Uploading Documents to Resources

Sample of Quality PIE (Demo)

Where We Are Going: Unit Goals and Resources

Complete

Equipment and Technology Optimize the use of classrooms, labs, equipment and infrastructure to support, augment and reinforce the curriculum and improve the learning experience.

Request - Full Funding Requested Computers for Reference Desk and Instruction

***Describe Plans & Activities Supported (Justification of Need)** Printing Lab - Provide reference, research, and instruction to students using up-to-date technology by ensuring computers used for reference and instruction are replaced when older than five years as outlined in the College faculty replacement guidelines.

***Lead PIE User**

Document Repository

Sample of Quality PIE (Demo)

General

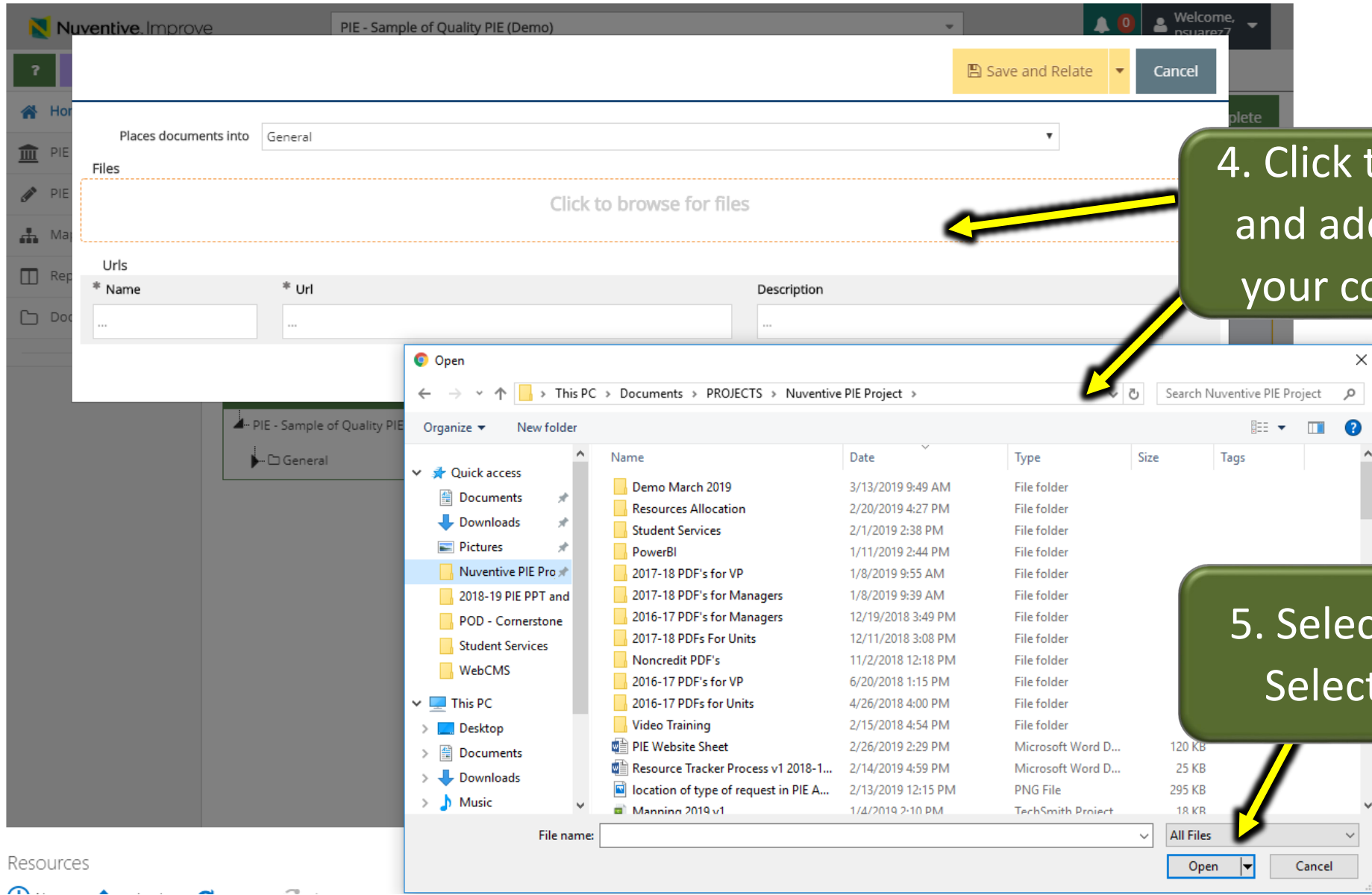
Related Documents

Drag documents here to relate

3. Documents Repository (Where all files are stored in Nuventive Improve)

2. Click to be able to add and upload documents.

2. Where We Are Going – Uploading Documents to Resources



4. Click to **browse** and add files on your computer.

5. Select file and **Select Open**.

2. Where We Are Going – Uploading Documents to Resources

7. Select Save and Relate

Places documents into

Files

*** Name**

Save and Add New: saves the document and stays on this screen to keep adding more documents.

Save and Close: saves the document and returns to previous screen.

Save and Relate

Save and Add New
Save and Close

Urls

* Name	* Url	Description
<input type="text"/>	<input type="text"/>	<input type="text"/>

* Required field

2. Where We Are Going – Manage Assignment

Sample of Quality PIE (Demo)

Where We Are Going: Unit Goals and Resources

? i [Menu Icon] [Filter Icon]

Unit Goals

Equipment and Technology
Optimize the use of classrooms, labs, equipment and infrastructure to support, augment and reinforce the curriculum and improve the learning experience.
Status: Active
Goal Year(s): 2015-16, 2016-17, 2017-18, 2018-19, 2019-20, 2020-21, 2021-22
Date Goal Entered (Optional): 06/26/2017
Date Goal Archived/Inactivated (Optional):

Resources Needed

- Request - Full Funding Requested
Computers for Reference Desk and Instruction (Active)
- Request - Full Funding Requested
Printer (Canon Image Runner 5000) (Active)
- Request - Full Funding Requested
Lab Technician (Active)

Map to Goals and College Themes

College Goals 2018

- G2 - Ensure fiscal stability and effective use of resources.
- G3 - Provide professional development that advances the contribution of College personnel in achieving the College mission.

Assignment

Campus Promotion and Outreach

1. Click tool icon to Manage Assignment

2. Where We Are Going – Manage Assignment

Sample of Quality PIE (Demo)

Where We Are Going: Unit Goals and Resources

? i [icon] [icon] Save Return

Equipment and Technology Optimize the use of classrooms, labs, equipment and infrastructure to support, augment and reinforce the curriculum and improve the learning experience.

* Assign To

Due Date

Subject

Notes/Instructions

Repeats

Provide

Put Documents in

E-mail Assignment to Assignee(s) ☐

Send CC to Person Assigning ☐

* Required field

2. Enter
information into
the following
fields.

3. Save & Return

* An email is sent to
PIE user assigned and
notifies the PIE user
when logging in.

A scenic view of a city at dusk. In the background, a range of mountains is covered in snow, with the central peak being the most prominent. The sky is a pale blue. In the middle ground, a city is visible with lights from buildings and streets. In the foreground, a large stadium with a green field and a large 'MSA' logo on the right side is illuminated. The stadium is surrounded by hills and some trees.

PIE Planning & Resources Mapping

3. Mapping – Mapping

The screenshot displays the Nuventive Improvement Platform Premier Edition interface. On the left, a sidebar menu is visible with the following items: Home, Where We Make an Impact: Closing the Loop on Goals and Resources, Where We Are Now: Year at a Glance, Where We Are Going: Unit Goals and Resources, PIE Planning and Resources, Reporting, Mapping (highlighted in yellow), and Documents. A yellow arrow points from the 'Mapping' item to a callout box labeled '2. Select Mapping'. Another yellow arrow points from a callout box labeled '1. Select the Toggle Menu' to the hamburger menu icon in the top left corner of the sidebar.

1. Select the Toggle Menu

2. Select Mapping

Unit goals to the College Theme and/or Division Goals (Drop-down) by clicking in the corresponding box. NOTE* Clicking again will remove the check mark.

Unit Goals	Equipment and Technology Optimize the use of classrooms, labs, equipment and infrastru...	Campus Promotion and Outreach Illuminate the role of Sample program in the health and well ...	Transfer and Articulation Prepare students to enter accredited Sample Programs in Sample degi ...	Quality Programs Provide quality programs and courses in the Sample division.
	✓			✓
	✓			
		✓	✓	

3. Mapping – Mapping

Sample of Quality PIE (Demo)

Mapping

? i [Menu Icon] [Filter Icon]

2022 New College Goals	Unit Goals					
College Goals	Equipment and Technology Optimize the use of classrooms, labs, equipment and infrastru...	Campus Promotion and Outreach Illuminate the role of Sample program in the health and well ...	Transfer and Articulation Prepare students to enter accredited Sample Programs in Sample degi ...	Quality Programs Provide quality programs and courses in the Sample division.	Instructional Support Increase and maintain faculty, lab technician, and staff positions to fully suppo ...	Engagement Students will experience academic success upon their initial enrollment to the ...
1. Advance and foster an equitable, diverse, inclusive, just, and anti-racist campus culture that empowers our community to make positive change in society.	✓					
2. Further develop, facilitate, and maintain a physically and emotionally safe and accessible		✓			✓	
...						✓
...			✓	✓		
5. Embed environmental, social, and economic sustainability into the work and decision-making processes of all areas of campus.						
6. Ensure open and authentic communication and						

3. Please Select:
College Goals 2022

* All Unit Goals should be mapped to Mt. SAC College Goals.

3. Mapping – Mapping

5. College Goals are displayed from top to bottom

4. Unit Goals are displayed from left to right

7. Select Save

2022 New College Goals		Unit Goals					
College Goals		Equipment and Technology Optimize the use of classrooms, labs, equipment and infrastru...	Campus Promotion and Outreach Illuminate the role of Sample program in the health and well ...	Transfer and Articulation Prepare students to enter accredited Sample Programs in Sample degi...	Quality Programs Provide quality programs and courses in the Sample division.	Instructional Support Increase and maintain faculty, lab technician, and staff positions to fully suppo...	Engagement Students will experience academic success upon their initial enrollment to the ...
1. Advance and foster an equitable, diverse, inclusive, just, and anti-racist campus culture that empowers our community to make positive change in society.		✓					
2. Further develop, facilitate, and maintain a physically and emotionally safe and accessible campus environment.			✓			✓	
3. Develop and expand strategies for and communication about opportunities for students that support retention, persistence, and success.							✓
4. Effectively coordinate human, physical, technology, and financial resources to improve student accessibility, growth, and academic success.				✓	✓		
5. Embed environmental, social, and economic sustainability into the work and decision-making processes of all areas of campus.							
6. Ensure open and authentic communication and							

6. Place a checkmark to map (link) Unit Goals to College Goals