



MAP Workshop Summary Report (ZOOM): 2021-2022

August 23, 2021- August 19, 2022

Attended	1,141	47%
Not Attended*	1,297	53%
Cancelled	672	---
Total Students (includes new, continuing, returning, and transfer; unfiltered)	3,110	Percentage based on "Attended and Not Attended" number of students (2,438)

**Includes non, first-time college students*

Workshop details:

- Total 300 Hours = 100 Workshops
- Average 24.4 students per workshop
- 40-50 students registered per workshop

Recommendations:

- Workshop evaluations
- Minimize No Shows



MAP Workshop Summary Report (IN PERSON): 2021-2022

August 23, 2021- August 19, 2022

Attended	636	75%
Not Attended*	213	25%
Cancelled	105	---
Total Students (includes new, continuing, returning, and transfer; unfiltered)	954	Percentage based on "Attended and Not Attended" number of students (849)

**Includes non, first-time college students*

Workshop details:

- Total 75 Hours = 25 Workshops
- Average 34 students per workshop
- Collaboration with High School Outreach (Connect 4)
- Offered Saturday workshops
- Workshops held in Building 12-1000
- Mask indoors
- Sanitizers and wipes available
- Social distancing when possible (every other seat)

Recommendations for Fall 2022:

- Workshop evaluations
- Minimize No Shows



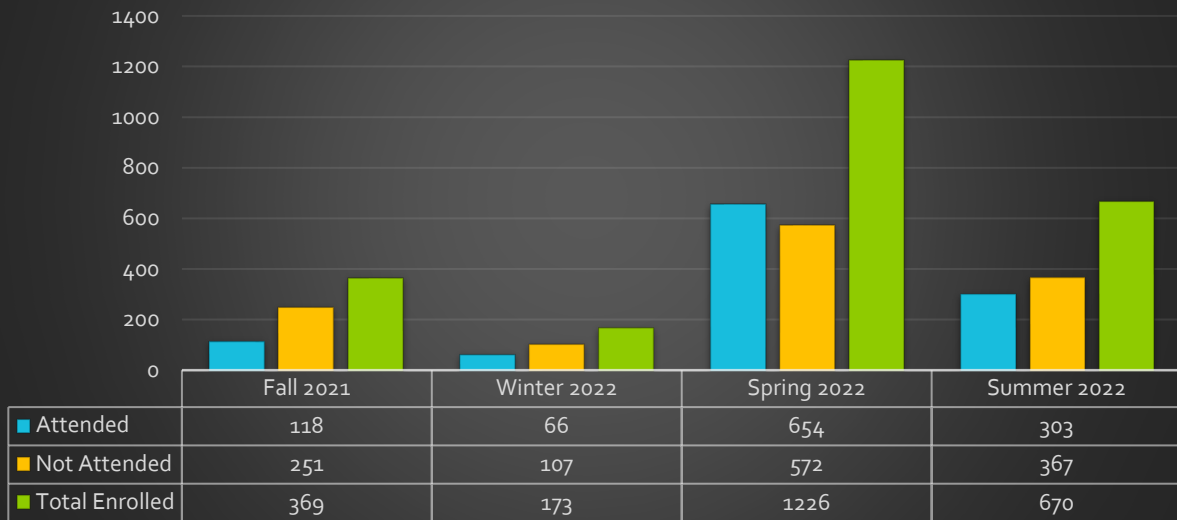
MAP Workshop Summary Report (IN PERSON): 2021-2022 CONNECT 4

Attended	359	94%
Not Attended	24	6%
Cancelled	14	---
Total Students (includes new, continuing, returning, and transfer; unfiltered)	397	Percentage based on "Attended and Not Attended" number of students (383)

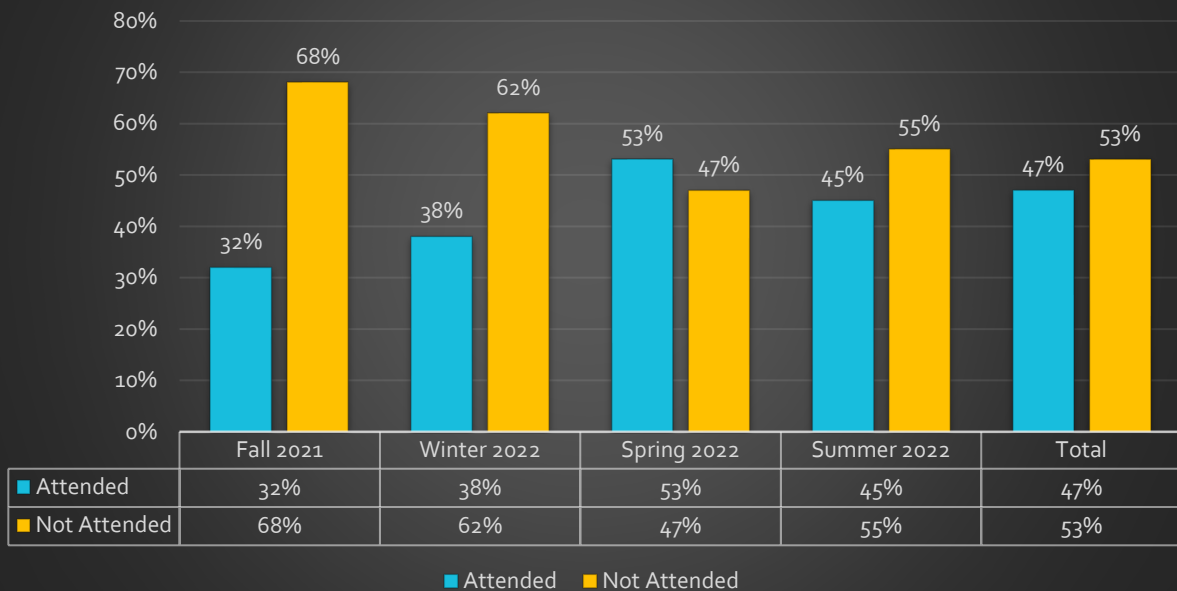
Workshop details:

- Workshops for Connect 4 ONLY
 - April 30, 2022 (Saturday)
 - May 6, 2022 (Friday)
 - May 7, 2022 (Saturday)
 - May 13, 2022 (Friday)
 - May 14, 2022 (Saturday)
 - May 20, 2022 (Friday)
 - May 21, 2022 (Saturday)
 - June 11, 2022 (Saturday)
 - June 17, 2022 (Friday)
- Students registered through EVENTBRITE
- **14 Workshops**; 1 workshop on Fridays; 2 workshops on Saturdays (9:00 AM/1:00 PM)

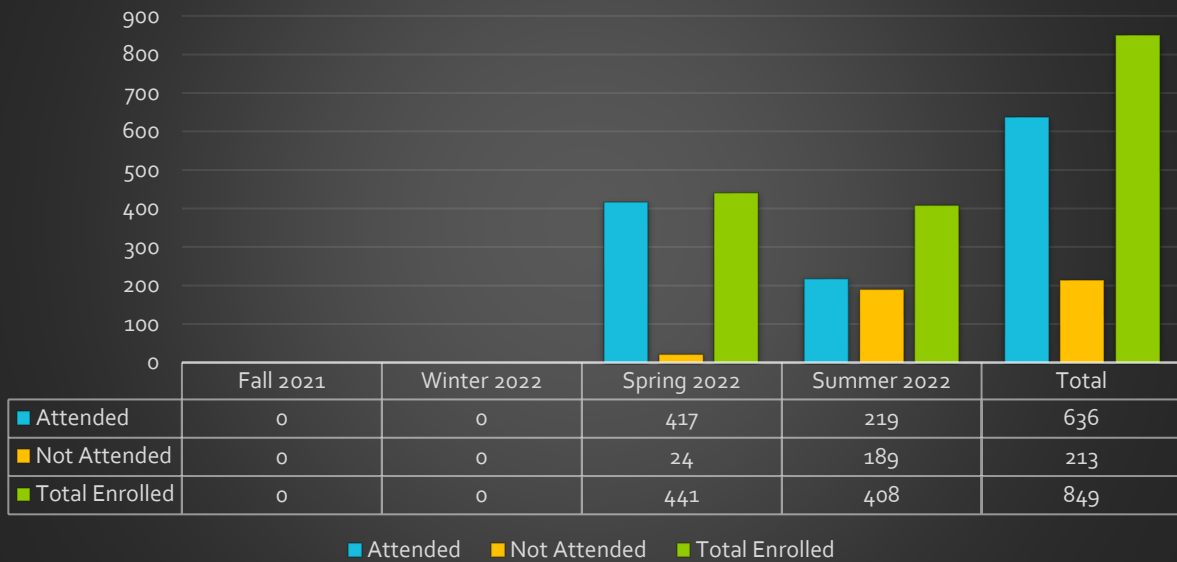
Attendance by the Numbers- ZOOM 2021-2022



Attendance by Percentage - ZOOM 2021-2022



Attendance by the Numbers - IN PERSON 2021-2022



Attendance by Percentage - IN PERSON 2021-2022

