

STARTING COLLEGE

during the COVID-19 pandemic



The worldwide COVID-19 pandemic has created a new reality for college students, especially when deciding where to enroll. Students likely have additional stresses as a result of the pandemic, and their mental health may be impacted as well.

Students considered their own learning and future career opportunities as very important reasons to go to college.



87% (All)
To learn more about things that interest them
84% (MSAC)



82% (All)
To be able to get a better job
82% (MSAC)



80% (All)
To gain a general education and appreciation of ideas
78% (MSAC)



76% (All)
To get training for a specific career
82% (MSAC)

While some students considered advice from others in their college selection process...



8% (All)
Considered advice from a high school counselor as very important

24% (MSAC)

5% (All)
Considered advice from a teacher as very important

15% (MSAC)

15% (All)
Considered advice from a parents/relatives

20% (MSAC)

...aspects of the college's reputation were more influential.

74% (All)
Considered overall academic reputation very important


52% (MSAC)

57% (All)
Considered the academic reputation of their intended major very important

38% (MSAC)

52% (All)
Considered the reputation for social and extracurricular activities very important

44% (MSAC)



Students' emotional well-being remains a concern.

86% (All)
Felt anxious in the past year

81% (MSAC)



62%
Felt depressed in the past year

65% (MSAC)

17%
Identify as having a psychological disorder

12% (MSAC)

While the COVID-19 pandemic might impact which academic and extracurricular activities colleges can offer, students still plan to be engaged.



90%
Believe that there is at least some chance they will participate in students clubs/groups
72% (MSAC)



71%
Believe that there is at least some chance they will study abroad
48% (MSAC)



30%
Believe there is at least some chance they will join a fraternity or sorority
23% (MSAC)

HERI

Information about students entering college helps enrollment planning, retention efforts, and provides a baseline for understanding college effectiveness. Register for the CIRP Freshman Survey at www.cirpsurveys.org.

Survey Source: CIRP Freshman Survey 2020*
www.heri.ucla.edu/infographic/

facebook.com/HERI.CIRP
 linkedin.com/company/heriucla/

@HERIUCLA
 @HERIUCLA

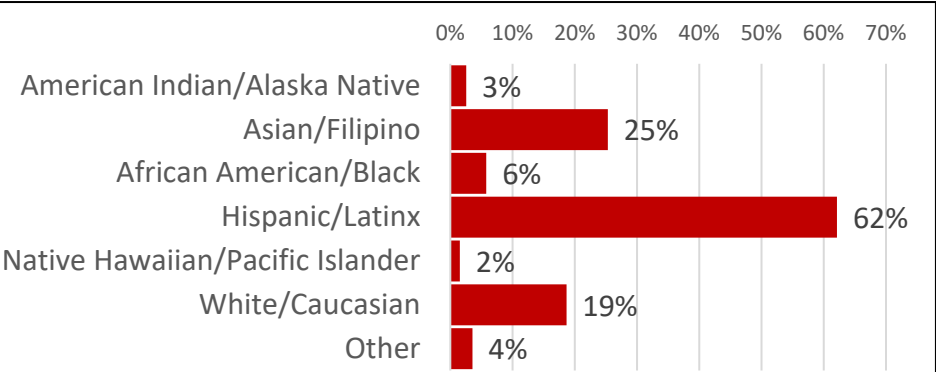
*Due to decreased institutional participation related to the COVID-19 pandemic, the 2020 CIRP Freshman Survey data are not nationally representative.

About the Respondents

The majority of the students identified as Hispanic/Latinx (62%)

Race/Ethnicity (mark all that apply)	Count	Percent
American Indian/Alaska Native	15	3%
Asian/Filipino	149	25%
African American/Black	34	6%
Hispanic/Latinx	366	62%
Native Hawaiian/Pacific Islander	9	2%
White/Caucasian	110	19%
Other	21	4%

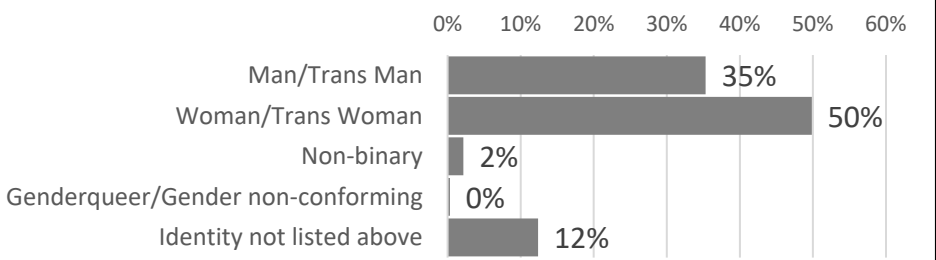
Total 589



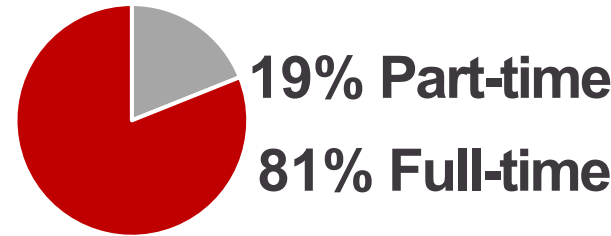
More women than men participated in the survey

What is your current gender identity?	Count	Percent
Man/Trans Man	231	35%
Woman/Trans Woman	326	50%
Non-binary	14	2%
Genderqueer/Gender non-conforming	2	0%
Identity not listed above	81	12%

Total 654



Intended Enrollment



Type of High School



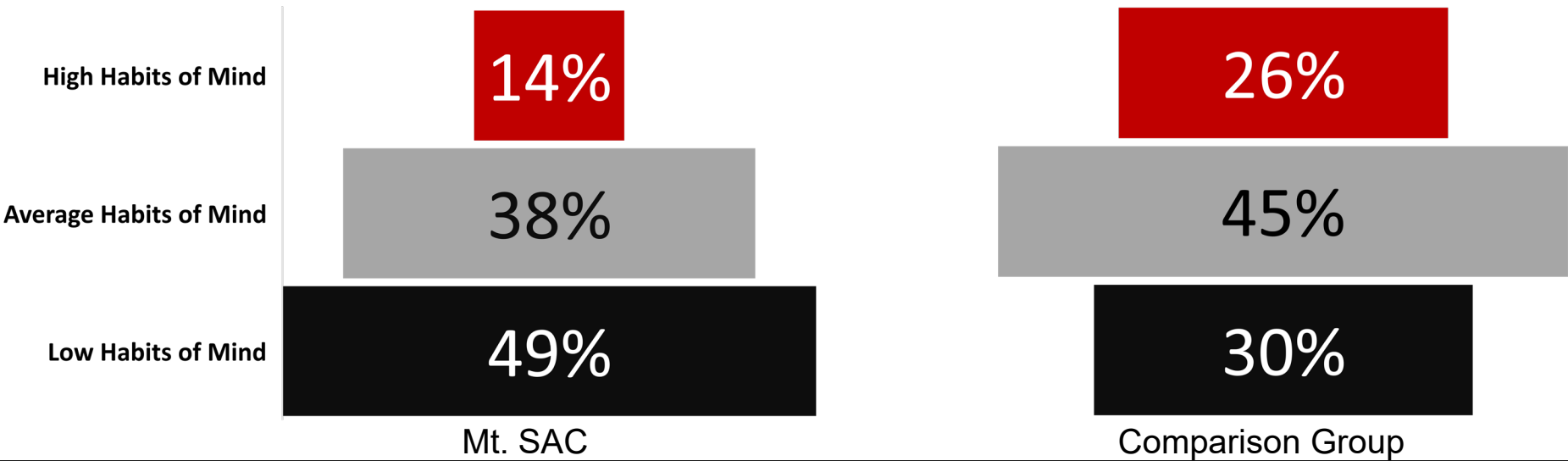
94% Public
5% Private
1% Home

Mt SAC from Home



55% 10 or less miles
41% 11 to 50 miles
4% Over 51 miles

Habits of Mind



Survey items and estimation "weights":
How often in the past year did you:

- * Seek solutions to problems and explain them to others (2.17)
- * Support your opinions with a logical argument (1.81)
- * Look up scientific research articles and resources (1.71)
- * Take a risk because you felt you had more to gain (1.68)
- * Accept mistakes as part of the learning process (1.24)
- * Take on a challenge that scares you (1.20)

- * Ask questions in class (1.26)
- * Explore topics on your own, even though it was not required for a class (1.09)
- * Evaluate the quality or reliability of information you received (1.13)
- * Seek alternative solutions to a problem (1.14)
- * Analyze multiple sources of information before coming to a conclusion (0.98)

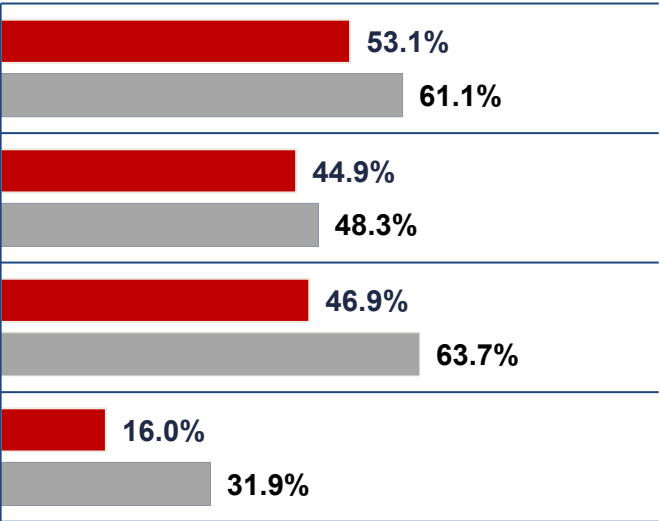
Financial Issues Associated with Attending College

Family resources

Personal resources

Aid not to be repaid

Aid to be repaid



Mt. SAC Students Comparison Group

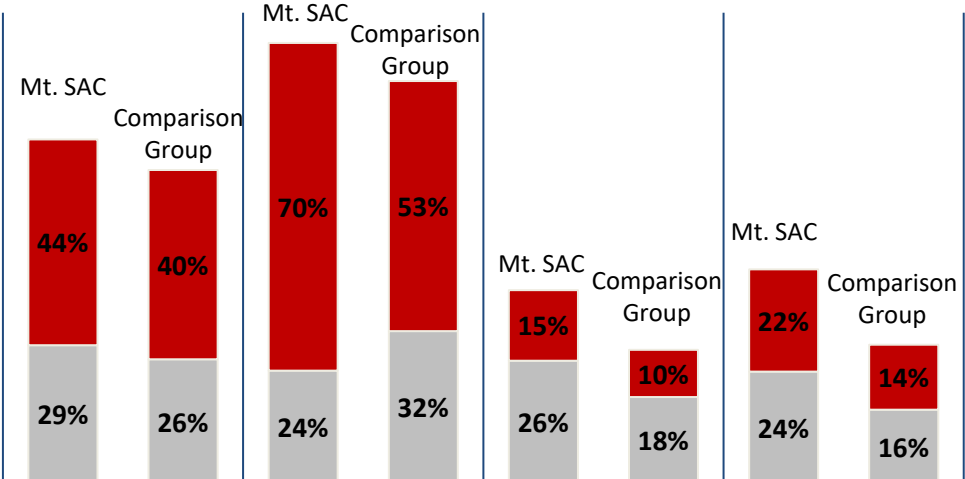
Students' First Year Funding Sources

I was offered financial assistance

The cost of attending this college

Not offered aid by first choice

Could not afford first choice



Very Important Somewhat Important

Importance of each in deciding to attend this college