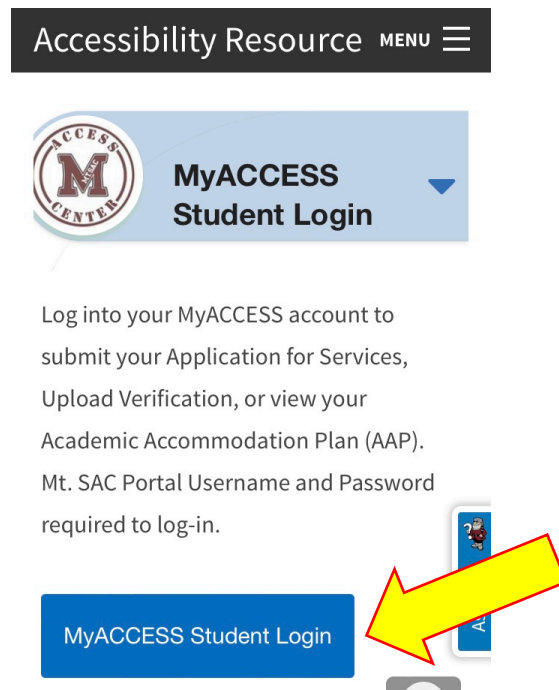


Steps to Obtain a PDF Copy of your Accommodation List (for mobile user)

1. Go to <https://www.mtsac.edu/access/> and scroll down to click on “MyACCESS Student Login.”



2. Log in to your [MyACCESS Student Login](#) using the same Username and Password you use for your Mt. SAC Student Portal.

A screenshot of the 'MyACCESS Student Login' form on a mobile device. At the top, the Mt. SAC logo is displayed, featuring a stylized mountain and a torch, with the text 'MT. SAC!' and 'Mt. San Antonio College' below it. The title 'MyACCESS Student Login' is centered below the logo. The form consists of two input fields: 'username' and 'password', both marked with a red asterisk. The 'username' field has a person icon inside, and the 'password' field has a key icon. Below these fields is a red 'Login' button with a white user icon. At the bottom, there is a text instruction: 'Enter your MtSAC. username and password which you use to login to your inside.mtsac.edu portal.'

3. Select the blue button called “Download Accommodations for Instructor” and you will see a PDF download. Save the PDF to your computer. Email your professor and inform them which specific accommodations you need for the class. Attach your downloaded accommodation list as verification of your accommodations.




Welcome **[REDACTED]**, to the Home page of the MyACCESS Student Portal.


Please help us improve user experience by giving us your feedback. (link in top right)


Application for Service - [Complete](#)







Disability Certification - [Certified](#)

Academic Accommodation Plan - [Current](#)

[Download Accommodations for Instructor](#) 



Contact ACCESS 

-  - Phone: (909) 274-4290
-  - Video Phone: (909) 895-6634
-  - Fax: (909) 274-2943
-  - Email: access@mtsac.edu
-  - Location: Student Services, Building 9B
-  - Office Hours: