

Welcome to the Noncredit Online Orientation!

Welcome to MT. SAC's School of Continuing Education (SCE)! Below are some directions for you to use our Noncredit Online Orientation. The orientation will provide you with information related to your noncredit program, support services, and the general campus. We want you to get the most out of your college experience and we are here to help!

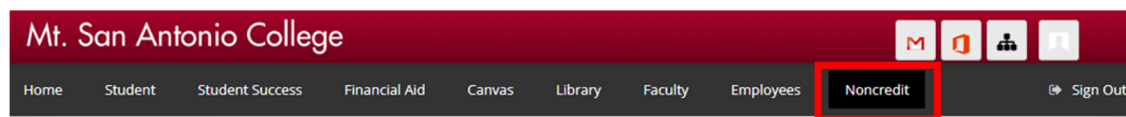
The orientation will take approximately 30 to 45 minutes to complete entirely.

Features:

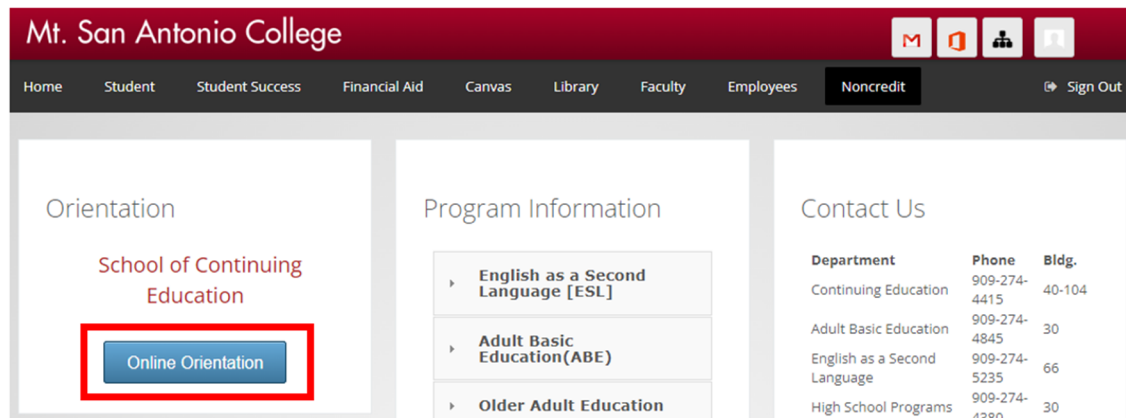
- It is accessible through mobile, tablet, and computer devices.
- If you must stop for some reason before you finish, then you can pick up where you left off when you return.
- The Online Orientation is available in these languages: English, Mandarin and Spanish. Please note that once you start in one language you cannot switch, or you will have to start all over again.

How to Begin:

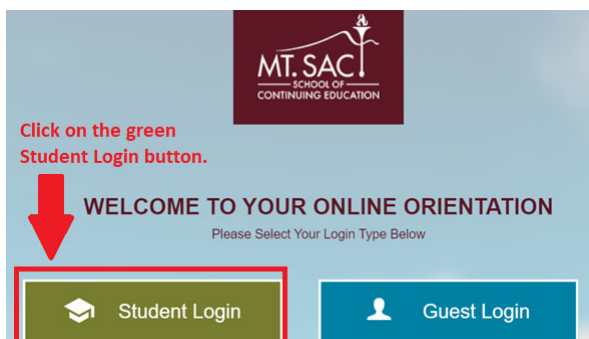
1. Sign-in to your [Student Portal](https://inside.mtsac.edu/) (https://inside.mtsac.edu/)
2. Click on the **Noncredit** tab



3. Click on the **SCE Online Orientation** button



4. Click on the **green Student Login** button.

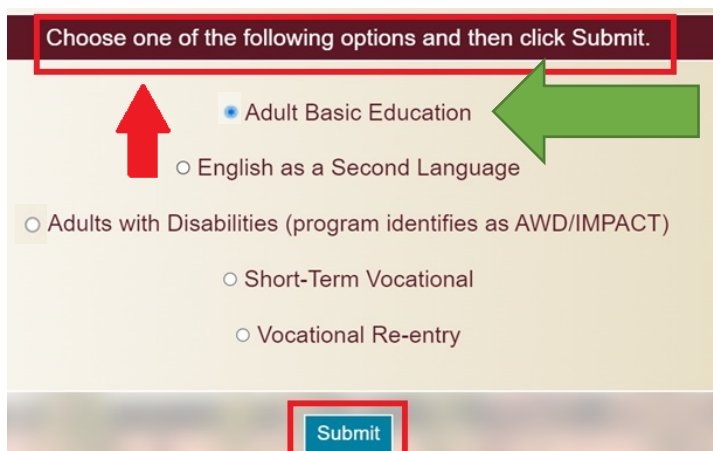


5. Choose the language you would like to view the orientation in (English, Mandarin, or Spanish).

Whichever language you choose, you will need to complete the orientation in that language. You can switch to another language, but you must start the orientation from the beginning, it does not hold your place. Any requests to switch languages, please contact Denise Lieu (DLieu9@mtsac.edu).



6. Choose the program that you are entering (Adult Basic Education)



7. Click the **blue Submit button** to start the Orientation.

We want to know what you think about this orientation. Once you have completed the orientation, you will receive survey so you can tell us what worked well and how we can improve.

For questions or issues regarding User ID/password information, contact Omi at omiri@mtsac.edu.