



# MT. SAN ANTONIO COLLEGE STUDENT TRANSFER REPORT

APRIL 2016

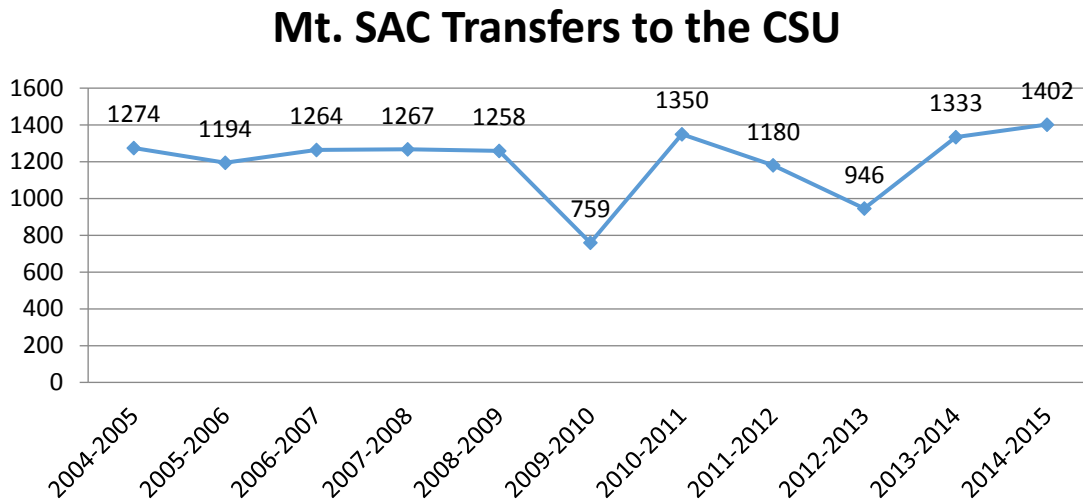
*The Mt. San Antonio College Student Transfer Report is intended to provide information on student transfer rates to the California State University, University of California, In-State-Private Colleges and Universities, and Out-of-State Colleges and Universities.*

# MT. SAN ANTONIO COLLEGE TRANSFERS TO THE CSU

The following data illustrates the number of transfers from Mt. SAC to the CSU over the course of 10 years.

**Mt. SAC Transfers to CSU<sup>1</sup>**

Academic Year	Transfers
2014-2015	1402
2013-2014	1333
2012-2013	946
2011-2012	1180
2010-2011	1350
2009-2010	759
2008-2009	1258
2007-2008	1267
2006-2007	1264
2005-2006	1194
2004-2005	1274



## TRANSFER HIGHLIGHTS & INTERESTS

In 2014-2015, Mt. SAC transferred a total of 1,402 students to the CSU, the highest number of transfers in the last 10 years. The lowest number of transfers was in 2009-2010 due to a “one-time cut” of \$305 million to the CSU’s general fund base. As a result the number of transfers was impacted.

## LOOKING AHEAD

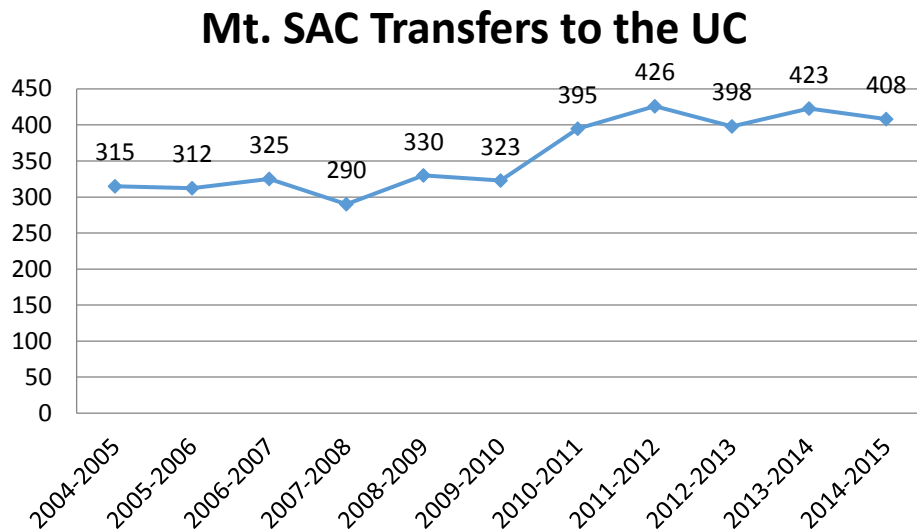
There has been some obvious impacts in the number of transfers in the last 5 years due to budget and economic recession. As we plan ahead our goal is to maintain a steady increase in the number of transfers to the CSU.

<sup>1</sup><http://www.calstate.edu/AS/stats.shtml>

# MT. SAN ANTONIO COLLEGE TRANSFERS TO THE UC

The following data illustrates the number of transfers from Mt. SAC to the UC over the course of 10 years.

Academic Year	Transfers
2014-2015	408
2013-2014	423
2012-2013	398
2011-2012	426
2010-2011	395
2009-2010	323
2008-2009	330
2007-2008	290
2006-2007	325
2005-2006	312
2004-2005	315



## TRANSFER HIGHLIGHTS

In 2014-2015, Mt. SAC transferred a total of 408 students to the UC, a drop of 15 students from the previous year.

## LOOKING AHEAD

With UC President Janet Napolitano's "Transfer Pathway" initiative, Mt. SAC hopes to have an increase in student transfers and a smoother transition for students to the UC.

<sup>2</sup> <http://universityofcalifornia.edu/infocenter>

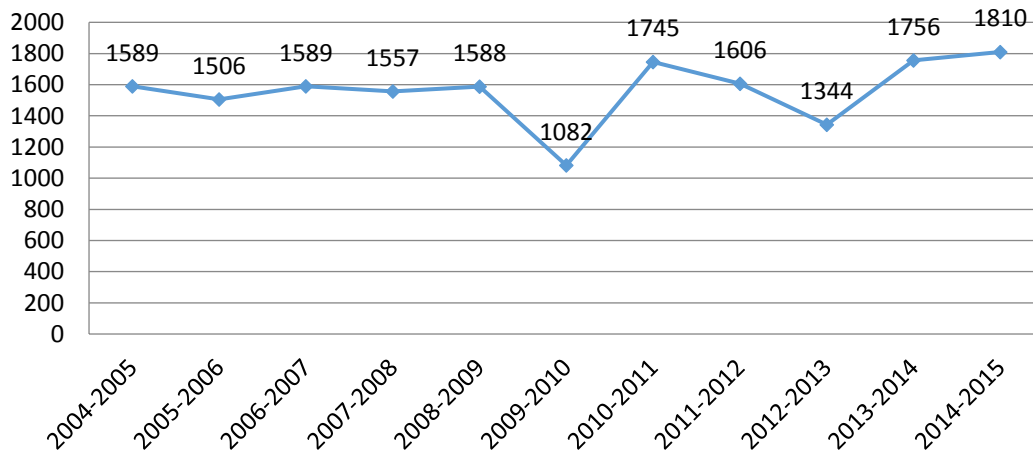
# MT. SAN ANTONIO COLLEGE TRANSFERS TO THE CSU & UC COMBINED

The following data illustrates the number of transfers from Mt. SAC to the CSU and the UC combined over the course of 10 years.

**Mt. SAC Transfers to CSU & UC Combined**

Academic Year	Transfers
2014-2015	1810
2013-2014	1756
2012-2013	1344
2011-2012	1606
2010-2011	1745
2009-2010	1082
2008-2009	1588
2007-2008	1557
2006-2007	1589
2005-2006	1506
2004-2005	1589

**Mt. SAC Transfers to the CSU & UC Combined**



## TRANSFER HIGHLIGHTS

Combined, Mt. SAC had its highest year of transfers in 2014-2015 in the last 10 years.

## STATEWIDE RANKING FOR THE CSU & UC, 2014-2015

The tables below illustrate the rankings of the top 10 California Community Colleges of transfer students to the CSU and UC during the 2014-2015 academic year.

### California Community College Transfers by Campus to CSU, 2014-15<sup>3</sup>

Rank	College	Transfers
1	Orange Coast College	1451
<b>2</b>	<b>Mt. San Antonio College</b>	<b>1402</b>
3	Pasadena City College	1380
4	De Anza Community College	1335
5	City College of San Francisco	1251
6	Palomar College	1250
7	Fullerton College	1239
8	Santa Monica College	1195
9	El Camino College	1145
10	Los Angeles Pierce College	1080

### California Community College Transfers by Campus to UC, 2014-15<sup>4</sup>

Rank	College	Transfers
1	Santa Monica College	1,085
2	Diablo Valley College	840
3	De Anza College	815
4	Santa Barbara City College	576
5	Pasadena City College	541
6	Foothill College	428
7	Irvine Valley College	425
8	Orange Coast College	422
<b>9</b>	<b>Mt. San Antonio College</b>	<b>408</b>
10	City College of San Francisco	407

### California Community College Transfers by Campus to CSU & UC Combined, 2014-15

Rank	College	Transfers
1	Santa Monica College	2269
2	De Anza College	2135
3	Pasadena City College	1912
4	Orange Coast College	1868
<b>5</b>	<b>Mt. San Antonio College</b>	<b>1804</b>
6	Diablo Valley College	1781
7	City College of San Francisco	1647
8	El Camino College	1468
9	Fullerton College	1449
10	Palomar College	1447

<sup>3</sup> <http://asd.calstate.edu/ccs/SummaryYear.asp>

<sup>4</sup> <http://universityofcalifornia.edu/infocenter/admissions-source-school>

## COMPARABLE RANKING FOR THE CSU & UC TRANSFERS, 2014-2015

The tables below illustrate transfer data for California Community Colleges that are demographically and/or geographically comparable to Mt. SAC. Mt. SAC ranked #1 in transfers to the CSU, #3 in transfers to the UC, and #2 in combined transfers to the CSU and UC.

**CCC Transfers to the CSU, 2014-15<sup>5</sup>**

College	Transfers
<b>Mt. San Antonio College</b>	<b>1402</b>
Pasadena College	1257
Fullerton College	1239
Santa Monica College	1022
Cerritos College	903
East Los Angeles College	870
Chaffey College	751
Citrus College	589
Rio Hondo College	479

**CCC Transfers to the UC, 2014-15<sup>6</sup>**

College	Transfers
Santa Monica College	1085
Pasadena College	541
<b>Mt. San Antonio College</b>	<b>408</b>
East Los Angeles College	235
Fullerton College	213
Cerritos College	146
Citrus College	134
Chaffey College	121
Rio Hondo College	79

**CCC Transfers to the CSU and UC Combined, 2014-15**

College	Transfers
Santa Monica College	2107
<b>Mt. San Antonio College</b>	<b>1810</b>
Pasadena College	1798
Fullerton College	1452
East Los Angeles College	1105
Cerritos College	1049
Chaffey College	872
Citrus College	723
Rio Hondo College	558

<sup>5</sup> <http://asd.calstate.edu/ccs/SummaryYear.asp>

<sup>6</sup> <http://universityofcalifornia.edu/infocenter/admissions-source-school>

# TRANSFERS BY ETHNICITY TO THE CSU & UC, 2014-2015

The table below illustrates the ethnic distribution of Mt. SAC credit students.

**MT. SAC Student Demographic Information<sup>7</sup>**

Ethnicity/Race	#of students	%
African American	1569	4.20%
American Indian/Alaska Native	75	0.20%
Asian	6688	17.90%
Filipino	1271	3.40%
Hispanic	19878	53.20%
White	4857	13.00%
Multi-ethnic	859	2.30%
Unknown	2167	5.80%
<b>TOTAL</b>	<b>37364</b>	<b>100.00%</b>

The following tables illustrate student transfers by ethnicity as defined by the respective institutions.

**Mt. SAC Transfers to the CSU by Ethnicity, 2014-15<sup>8</sup>**

Ethnicity	CSU	% of Student Transfers
African American	40	2.9%
American Indian	1	0.1%
Asian American	311	22.2%
Hispanic/Latino	654	46.6%
Pacific Islander	4	0.3%
White	157	11.2%
Non-Resident Alien	106	7.6%
2 or More Ethnicities	55	3.9%
Unknown	74	5.3%
<b>TOTAL</b>	<b>1402</b>	<b>100.0%</b>

**Mt. SAC Transfers to the UC by Ethnicity, 2014-15<sup>9</sup>**

Ethnicity	UC	% of Student Transfers
African American	18	4.6%
American Indian	0	0.0%
Asian	202	51.3%
Hispanic/Latino	100	25.4%
Domestic Unknown	0	0.0%
White	30	7.6%
International	44	11.2%
<b>TOTAL</b>	<b>394</b>	<b>100.0%</b>

<sup>7</sup> <http://www.mtsac.edu/about/overview/facts-and-figures.html>

<sup>8</sup> <http://asd.calstate.edu/ccs/index.asp>

<sup>9</sup> <http://universityofcalifornia.edu/infocenter/admissions-source-school>

# CAMPUS DESTINATIONS FOR MT. SAC STUDENTS TO THE CSU & UC, 2014-2015

The tables below illustrate the number of Mt. SAC transfers to each CSU and UC during 2014-2015 academic year. The top 3 CSU destinations are Pomona, Fullerton, and Los Angeles. The top 3 UC destinations are Los Angeles, San Diego, and Irvine.

**Campus Destinations for Mt. SAC  
Transfer to the CSU, 2014-15<sup>11</sup>**

	CSU Campus	Transfers
1	Pomona	617
2	Fullerton	229
3	Los Angeles	224
4	Long Beach	84
5	Northridge	54
6	Dominguez Hills	46
7	San Bernardino	45
8	Humboldt	17
9	San Francisco	14
10	San Diego	11
11	San Jose	11
12	East Bay	9
13	Channel Islands	7
14	Chico	6
15	Monterey Bay	6
16	Bakersfield	6
17	Stanislaus	4
18	Fresno	4
19	San Luis Obispo	3
20	Sacramento	2
21	San Marcos	2
22	Maritime	1
23	Sonoma	0
	<b>TOTAL</b>	<b>1402</b>

**Campus Destinations for Mt. SAC  
Transfers to the UC, 2014-15<sup>10</sup>**

	UC Campus	Transfers
1	Los Angeles	98
2	San Diego	86
3	Irvine	70
4	Riverside	54
5	Berkeley	42
6	Santa Barbara	27
7	Davis	24
8	Santa Cruz	6
9	Merced	0
	<b>TOTAL</b>	<b>407</b>

<sup>10</sup> <http://universityofcalifornia.edu/infocenter/admissions-source-school>

<sup>11</sup> <http://asd.calstate.edu/ccc/SummaryYear.asp>



# MT. SAN ANTONIO COLLEGE TRANSFERS TO IN-STATE-PRIVATE COLLEGES AND UNIVERSITIES

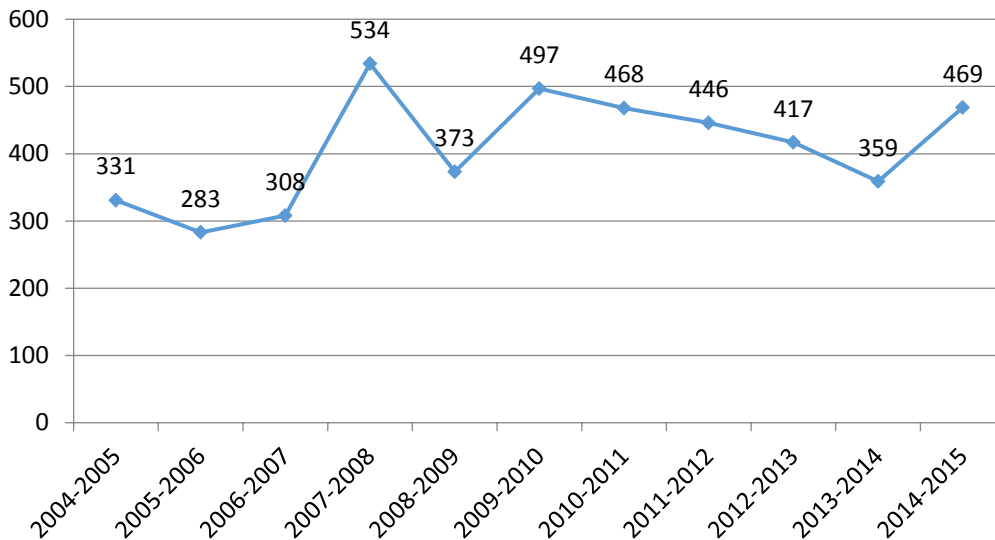
The following data illustrates the number of transfers from Mt. SAC to In-State-Private (ISP) colleges and universities in the last 10 years. The highest number of transfers was in 2007-2008. There is a noticeable increase of transfer for the first time in 5 years to ISP colleges and universities

Note: Transfers to ISP were captured from a series of aggregated first-time freshman cohorts that completed at least 12 units while in the community college system at the time of transfer.

**Mt. SAC Transfers to In-State-Private<sup>12</sup>**

Academic Year	Transfers
2014-2015	469
2013-2014	359
2012-2013	417
2011-2012	446
2010-2011	468
2009-2010	497
2008-2009	373
2007-2008	534
2006-2007	308
2005-2006	283
2004-2005	331

**Mt. SAC Transfers to In-State-Private**



<sup>12</sup> [http://datamart.cccco.edu/Outcomes/Student\\_Transfer\\_Volume.aspx](http://datamart.cccco.edu/Outcomes/Student_Transfer_Volume.aspx)

# IN-STATE-PRIVATE COLLEGES AND UNIVERSITIES CONTINUED

The first table illustrates the number of Mt. SAC transfers to ISP Colleges and Universities for the 2014-2015 academic year. Of these ISP's 5 institutions are For-Profit (second table). West Coast University, also a for-profit institution, has the highest transfers from Mt. SAC compared to other ISP's.

**Mt. SAC Transfers to ISP Colleges & Universities, 2014-2015<sup>13</sup>**

ISP College or University	Transfers	ISP College or University	Transfers
Academy Of Art University	3	Musicians Institute	4
Argosy University	24	National University	20
Art Center College Of Design	4	Otis College Of Art And Design	3
Azusa Pacific University	63	Pacific Oaks College	3
Biola University	5	Pepperdine University	3
Brooks Institute Of Photography	1	Southern California University Of Health	2
California Baptist University	23	Tui University	2
California Institute Of The Arts	1	University Of La Verne	85
Chapman University	4	University Of Phoenix	71
Concordia University	3	University Of Redlands	9
Devry University-California	16	University Of San Diego	1
Dominican University Of California	1	University Of San Francisco	2
Fresno Pacific University	2	University Of Southern California	10
Hope International University	4	Vanguard University Of Southern California	1
La Sierra University	3	West Coast University	90
Menlo College	1	Western University Of Health Sciences	3
Mount St Mary's College	1	Whittier College	1

**Mt. SAC Transfers to In-State-Private For-Profit Institutions**

In-State-Private College or University	Transfers
West Coast University	90
University of Phoenix	71
Argosy University	24
Academy of Art University	3
Brooks Institute of Photography	1

<sup>13</sup> [http://datamart.cccco.edu/outcomes/Student\\_Transfers\\_Volume.aspx](http://datamart.cccco.edu/outcomes/Student_Transfers_Volume.aspx)

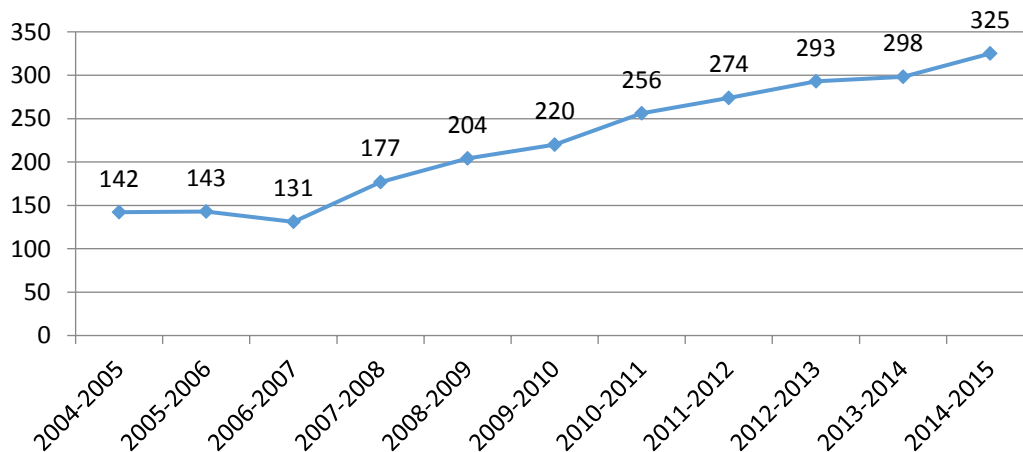
# MT. SAN ANTONIO COLLEGE TRANSFERS TO OUT-OF-STATE COLLEGES & UNIVERSITIES

The following data illustrates the number of transfers from Mt. SAC to Out-of-State (OOS) colleges and universities in the last 10 years. The highest number of transfers was in 2014-2015. In the past 8 years there has been a steady rise in OOS transfers. Note: Transfers to OOS were captured from a series of aggregated first-time freshman cohorts that completed at least 12 units while in the community college system at the time transfer.

**Mt. SAC Transfers to Out-of-State<sup>14</sup>**

Academic Year	Transfers
2014-2015	325
2013-2014	298
2012-2013	293
2011-2012	274
2010-2011	256
2009-2010	220
2008-2009	204
2007-2008	177
2006-2007	131
2005-2006	143
2004-2005	142

**Mt. SAC Transfers to Out-of-State Colleges and Universities**



<sup>14</sup> [http://datamart.cccco.edu/Outcomes/Student\\_Transfer\\_Volume.aspx](http://datamart.cccco.edu/Outcomes/Student_Transfer_Volume.aspx)

# OUT-OF-STATE COLLEGES & UNIVERSITIES CONTINUED

The following table illustrates the number of Mt. SAC transfers to OOS colleges & universities for the 2013-2014 academic year.<sup>15</sup>

Mt. SAC Transfers to OOS Colleges & Universities, 2014-2015					
OOS College or University	Transfers	OOS College or University	Transfers	OOS College or University	Transfers
Arizona State University East	30	Iowa State University	1	The University Of Montana- Missoula	2
Abilene Christian University	1	Johnson & Wales University	3	The University Of Texas At Arlington	6
Adams State College	7	Kaplan University	9	The University Of Texas At Dallas	1
American Intercontinental University	1	Keene State College	1	The University Of Texas At El Paso	2
Andrews University	1	Lagrange College	1	The University Of Texas At San Antonio	1
Arkansas Tech University	1	Lewis- Clark State College	1	Thomas Edison State College	2
Art Institute Of Seattle	1	Liberty University	1	Union Institute & University	4
Ashford University	15	Mayville State University	1	Universidad Metropolitana	1
Austin Peay State University	1	Mcperson College	1	University Of Alabama At Birmingham	1
Bastyr University	1	Mercy College- Main Campus	1	University Of Alaska - Anchorage	2
Belmont University	1	Metropolitan State College Of Denver	1	University Of Arizona	1
Boise State University	2	Metropolitan State University	1	University Of Arkansas At Little Rock	1
Brewton- Parker College	1	Miami Dade College	1	University Of Central Oklahoma	1
Brigham Young University	3	Mid- America Christian University	1	University Of Colorado	1
Brigham Young University- Idaho	3	Miles College	1	University Of Colorado At Colorado Sprin	1
Capella University	3	Minot State University	1	University Of Great Falls	1
Chowan College	1	Morningside College	1	University Of Hawaii At Hilo	1
College Of The Southwest	1	Nevada State College	1	University Of Hawaii At Manoa	4
Colorado Technical University	3	New Mexico State University	1	University Of Illinois At Springfield	1
Columbia College	1	New York University	2	University Of Maryland- College Park	1
Columbia College Chicago	1	North Georgia College & State University	1	University Of Maryland- University Colleg	5
Cornell University- Endowed Colleges	1	Northeastern University	1	University Of Michigan- Ann Arbor	1
Crown College	1	Northern Arizona University	7	University Of Mobile	1
Cuny Bernard M Baruch College	1	Notre Dame College	2	University Of Nevada- Las Vegas	7
Deaconess College Of Nursing	3	Old Dominion University	1	University Of North Carolina At Charlott	1
Desales University	1	Oregon State University	2	University Of North Texas	1
Doane College	1	Ottawa University	1	University Of Oklahoma Norman Campus	2
Eastern Michigan University	1	Pace University- New York	2	University Of Oregon	2
Eastern New Mexico University	1	Park University	1	University Of Pennsylvania	1
Embry Riddle Aeronautical University	4	Pennsylvania State University	2	University Of Saint Mary	1
Evergreen State College	1	Pittsburg State University	1	University Of Southern Mississippi	1
Excelsior College	3	Portland State University	2	University Of The Virgin Islands	1
Florida Atlantic University- Boca Raton	1	Purdue University- Main Campus	1	University Of Utah	1
Florida Metropolitan University	1	Radford University	1	University Of Washington	2
Fordham University	1	Regent University	1	University Of Wisconsin- Oshkosh	1
Fort Hays State University	2	Rogers State University	1	Utah State University	2
Franciscan University Of Steubenville	1	Rutgers University	1	Utah Valley State College	5
Gallaudet University	1	South Dakota School Of Mines And Techno	1	Virginia College- Birmingham	1
Georgetown College	1	South Dakota State University	1	Viterbo University	2
Georgia State University	1	Southern Illinois University Carbondale	6	Wamer Pacific College	1
Glenville State College	1	Southern New Hampshire University	7	Washington State University	2
Governors State University	1	Southwestern College	2	Wayland Baptist University	1
Grand Canyon University	25	Springfield College	1	West Texas A & M University	1
Grand Valley State University	1	St Petersburg College	2	West Virginia University	1
Harding University	2	Stevens- Henager College	1	Western Governors University	16
Harvard University	1	Strayer University- Washington Campus	2	Westminster College	1
Hawaii Pacific University	1	Suny Empire State College	1	Whitman College	1
Houston Baptist University	2	Texas Christian University	1	William Penn University	1
Indiana University- East	1	Texas State University- San Marcos	1	Winthrop University	1

<sup>15</sup> [http://datamart.cccco.edu/Outcomes/Student\\_Transfer\\_Volume.aspx](http://datamart.cccco.edu/Outcomes/Student_Transfer_Volume.aspx)

# MT. SAC OVERALL TRANSFERS TO 4-YEAR COLLEGES AND UNIVERSITIES

The following table illustrates the overall number of Mt. SAC transfers to 4-year colleges and universities in the past 10 years.

**Mt. SAC Overall Transfers to 4-Year Institutions in the course of 10 years**

Academic Year	CSU	UC	In-State-Private	Out-of-State	TOTAL
2014-2015	1402	408	469	325	<b>2604</b>
2013-2014	1333	423	298	359	<b>2413</b>
2012-2013	946	398	293	417	<b>2054</b>
2011-2012	1180	426	274	446	<b>2326</b>
2010-2011	1350	395	256	468	<b>2469</b>
2009-2010	759	323	220	497	<b>1799</b>
2008-2009	1258	330	204	373	<b>2165</b>
2007-2008	1267	290	177	534	<b>2268</b>
2006-2007	1264	325	131	308	<b>2028</b>
2005-2006	1194	312	143	283	<b>1932</b>
2004-2005	1274	315	142	331	<b>2062</b>

## Mt. SAC Overall Transfers to 4-Year Colleges and Universities

