

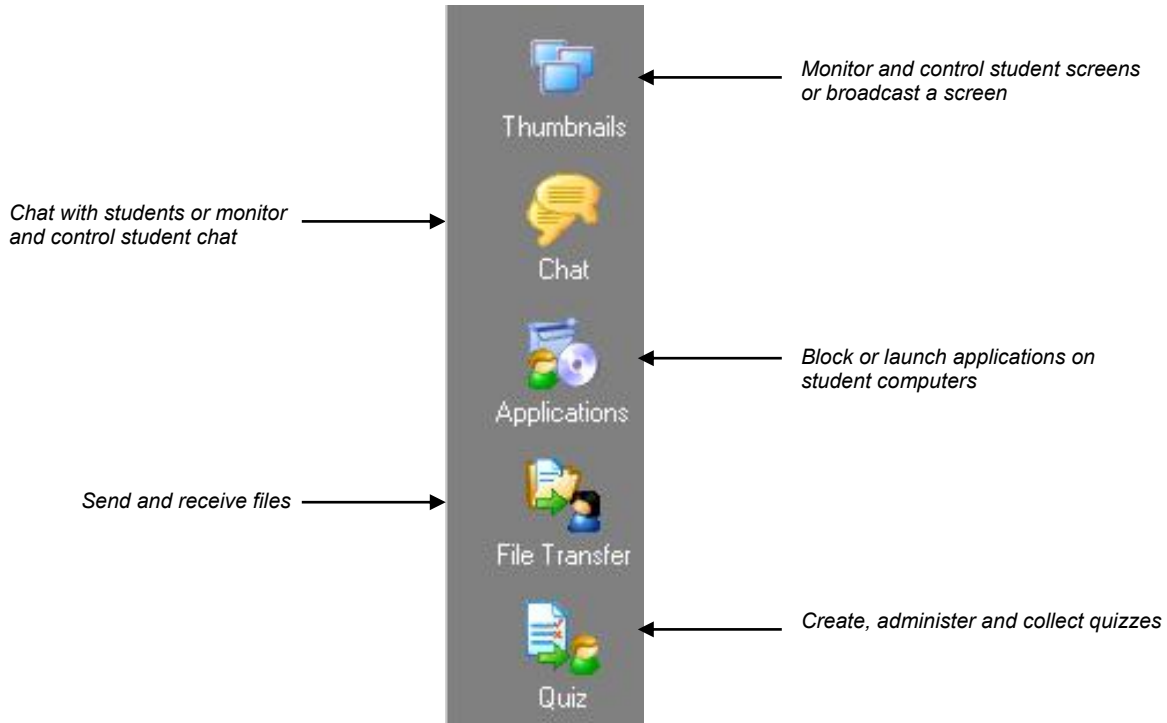
Quick Reference

SynchronEyes® Software Toolbars (Teacher Interface)

This Quick Reference gives a brief overview of the toolbars available in the teacher interface of SynchronEyes software. The Quiz view toolbar is discussed separately in the *SynchronEyes Software Quizzes* Quick Reference. To learn more about using SynchronEyes software, please refer to the *SynchronEyes Software Basics* Quick Reference.

The Views Toolbar

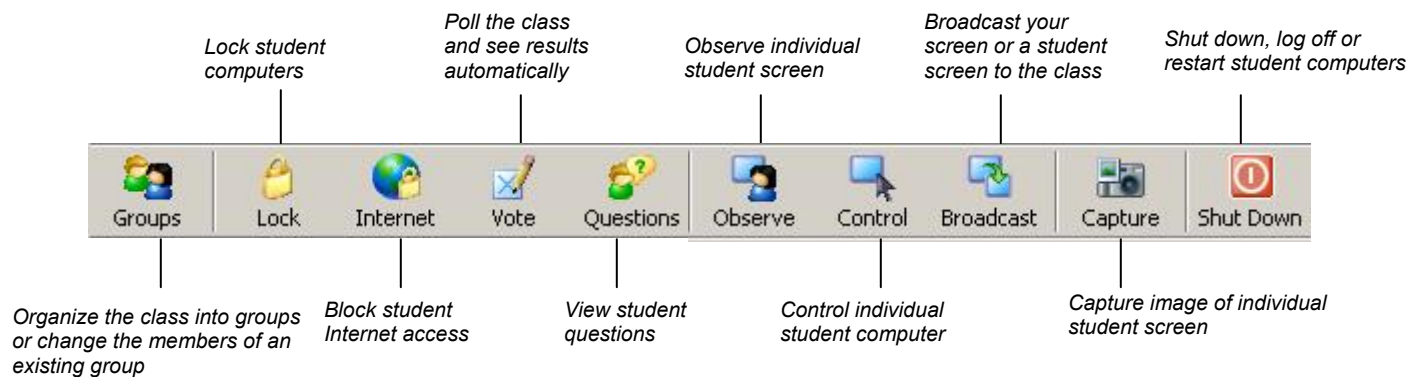
The Views toolbar appears at the left side of the teacher interface. You can use it to switch to the appropriate view for your task, as shown below. The toolbar at the top of the interface changes as you change views.



Thumbnails View Toolbar

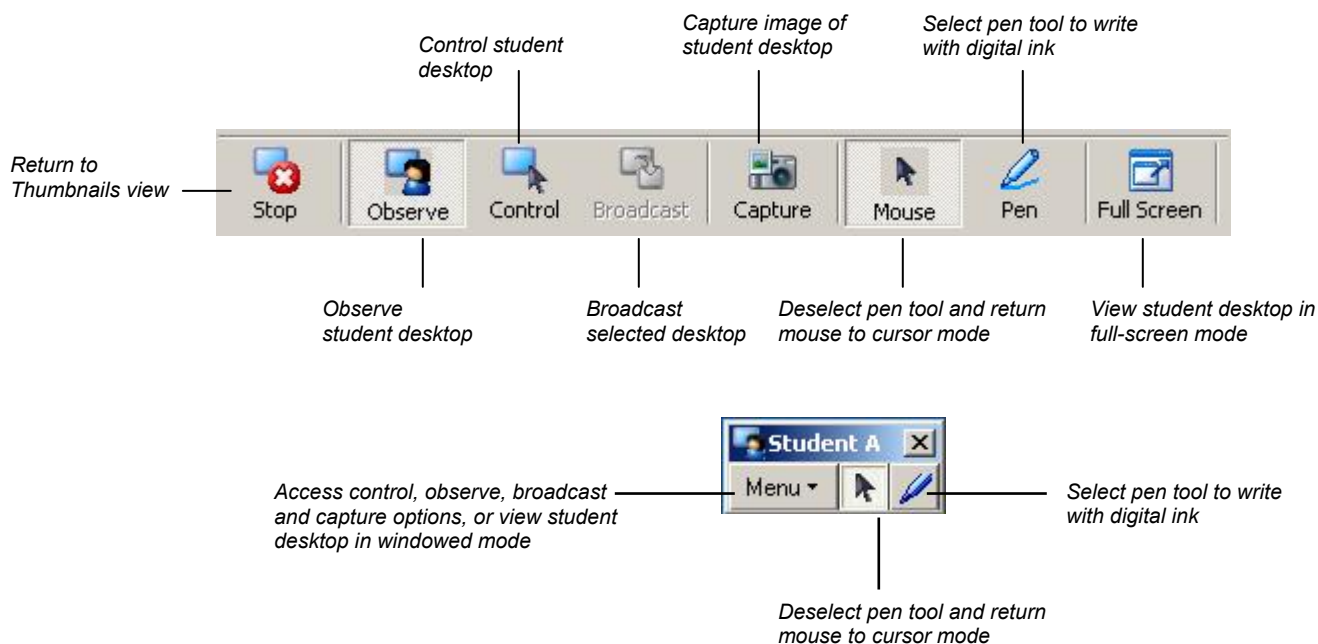
Thumbnails view is the default view for the teacher interface. It has tools for observing and controlling student screens as well as for broadcasting your screen or a student screen.

Note: The Groups, Lock, Internet, Vote and Questions buttons are available in all views.



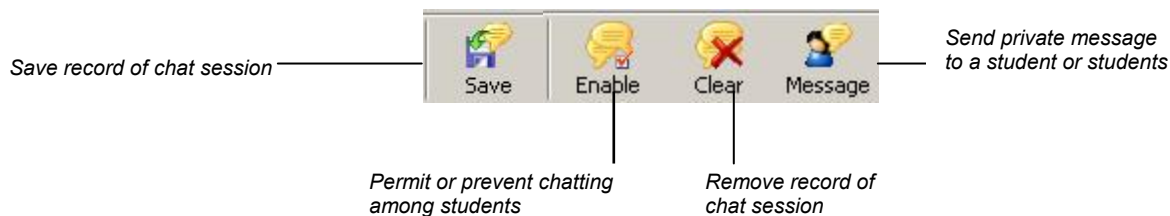
Desktop Toolbars

When you open a student desktop in windowed mode, a desktop toolbar appears at the top of the desktop window. Use it to write over the desktop in digital ink and to access the features of SynchronEyes software. When you broadcast your desktop or view a student screen in full-screen mode, a smaller, movable desktop toolbar gives you access to the same features.



Chat View Toolbar

The Chat view toolbar has tools for communicating with students and monitoring and recording chat sessions.



Applications View Toolbar

The Applications view toolbar has tools for blocking and launching applications on student computers.



File Transfer View Toolbar

The File Transfer view toolbar has tools for the organization and distribution of files.

