



# MT. SAN ANTONIO COLLEGE

## SPECIAL MEETING OF THE BOARD OF TRUSTEES

Saturday, February 22, 2014

### MINUTES

#### CALL TO ORDER

The special meeting of the Board of Trustees of Mt. San Antonio College was called to order at 8:44 a.m. on Saturday, February 22, 2014. Trustees Baca, Bader, Chen Haggerty, Chyr, Hall, Hidalgo, Santos, and Student Trustee Maureira were present.

The Pledge of Allegiance was led by Trustee Manuel Baca.

#### STAFF PRESENT

Bill Scroggins, President/CEO; James Czaja, Vice President, Human Resources; Irene Malmgren, Vice President, Instruction; and Audrey Yamagata-Noji, Vice President, Student Services. Mike Gregoryk, Vice President, Administrative Services was absent due to illness.

#### 1. PUBLIC COMMUNICATION

None.

#### 2. CONSENT CALENDAR

It was moved by Trustee Chen Haggerty, seconded by Trustee Bader, and passed to approve the following item:

##### HUMAN RESOURCES

1. Approval of Personnel Transactions.

Student Trustee concurred.

#### 3. COLLEGE BUDGET

Rosa Royce, Associate Vice President, Fiscal Services, presented an update on the 2013-14 Budget and the Preliminary 2014-15 Budget Information and included information on the following:

- A. History of Apportionment Workload Restorations and Workload Reductions
- B. History of Apportionment Funded Cost-of-Living Adjustment (COLA)
- C. 2013-14 FTES Growth and COLA
- D. Commitments Made in 2013-14
- E. 2014-15 Growth and COLA
- F. What's at Risk
- G. Match Needed for 2014-15

Questions and Answers:

- Question: Will the College be contributing to the OPEB Trust in 2013-14?
- *Answer: No – the Board approved the non-contribution for 2013-14; however, an analysis will be performed, and presented to the Board within the next two months, to determine the contribution for 2014-15.*
- Question: What is the projected deficit?
- *Answer: Part of it would be how we do on the ending balance for 2013-14, and that will also determine if a contribution will be made to OPEB. The reserve is estimated to be at 18%. We received redevelopment funds and we are fully backfilled.*
- Question: How will attrition affect the budget?
- *Answer: Ten full-time faculty hires were authorized in December, and there were 12 retirements and separations. Five more full-time faculty hires were just authorized, and seven have retired or separated, so far. Full-time faculty and full-time managers are the College's biggest expense. We'll be down; however, we're still approximately 20 above the full-time faculty obligation number.*

Ms. Royce's presentation is posted on the College website with these minutes.

#### **4. EMERGENCY PREPAREDNESS**

Karen Saldana, Director, Health Benefits and Risk Management, gave a report on Emergency Preparedness in the following areas:

- A. Lesson 1: Emergency Response Plan addresses the roles and responsibilities of the disaster service worker in planning for an emergency.
  - 1) Plan objectives
  - 2) Legal rationale
  - 3) Assigns responsibilities for planning, response, and recovery activities to disaster service workers
  - 4) Identifies the scope of potential hazards that form the basis for planning
  - 5) Establishes the emergency management organizational structure that will manage the response

- 6) Identifies other jurisdictions and organizations with whom planning and emergency response activities should be coordinated
  - 7) Outlines the process of disseminating emergency information and instructing the campus population
- B. Lesson 2: The Building Marshal Program was developed to ensure the orderly, effective, and safe evacuation and shelter-in-place of the building occupants.
- 1) Two Primary Functions: EOC Function Chart and Field Level Function Chart
  - 2) Communication Flow
  - 3) Training Requirements come from Standardized Emergency Management System (SEMS) and National Incident Management System (NIMS) and utilizes the Incident Command Structure (ICS)
  - 4) There will be a drill on March 18, sometime between
- C. Lesson 3: Training Requirements – The Office of Emergency Services (OES) has developed a training guidance matrix for public agency use.

Questions and Answers:

- Question: Has the College looked at a public address system?
- *Answer: Yes, the bid for a sound-and-voice system was approximately \$1.1M, and to add video would be an additional \$1.8M. A risk analysis is also being performed.*
- Question: Is there a certain amount of money invested in this?
- *Answer: We're investing in facilities and equipment. Also, we brought in a professional expert; but, now realize that a full-time manager is needed.*
- Question: What is the role of the Federal agencies?
- *Answer: Much of this training can be done on-line, thanks to FEMA; however, we hope to never have to go to FEMA for assistance in the case of a disaster.*
- Question: What were the lessons learned regarding the July 18, 2008, Chino Hills earthquake?
- *Answer: We failed in the area of communication and identified the need to put radios out in the field.*
- Question: Who is the principle contact in Walnut?
- *Answer: We're encouraging more planning with the City of Walnut, and they have been invited to the drill on March 18. A person in the Fiscal Department at the City of Walnut has been assigned as Mt. SAC's contact.*
- Question: What is the involvement of Mt. SAC's Public Safety Department?
- *Answer: They are our first responders since they are here 24/7. Public Safety Director Mark DiMaggio, Assistant Director Mike Montoya, and Supervisor Anthony Kelly are identified in the Operations Section.*

Ms. Saldana's presentation is posted on the College website with these minutes.

## **5. ADULT EDUCATION AB 86 PARTNERSHIPS**

Irene Malmgren, Vice President, Instruction, gave a report on AB 86 (Collaborating to Better Serve the Educational Needs of Adults): \$25 M statewide for two-year planning grant (AB 86, Section 76, Article 3)

- State Grant Overview – funding is to develop regional plans for adult education in:
  - A. Elementary and Basic Skills
  - B. Classes for Immigrants
  - C. Programs for Adults with Disabilities
  - D. Short-Term CTE Programs
  - E. Programs for Apprentices
  - F. Regional Consortia Plans
  - G. Our Regional Consortium
  - H. Some Local Considerations
  - I. Local Progress to Date
  - J. Next Steps
  - K. Resources

Dr. Malmgren's presentation is posted on the College website with these minutes.

## **6. FOUNDATION UPDATE**

Bill Lambert, Executive Director of the Mt. SAC Foundation, gave a report on:

- A. Meet the Team
  - 1) Bill Lambert, Executive Director
  - 2) Marisa Fierro, Director of Development & Alumni Relations
  - 3) Robin Barton, Special Projects Supervisor
  - 4) Kenny Walter, Special Projects Supervisor
  - 5) Annette Barrantes, Development Project Supervisor
  - 6) Sarah Shaalan, Foundation Assistant
- B. Three-Year Rebuilding Program
  - 1) Elements, Strategy, and Authenticity
  - 2) Building a Sustainable Program
  - 3) Maximizing the Strength of the Foundation Board
- C. Focus on Fundraising
- D. Board of Trustees' Involvement
- E. Where We're Going: At Home
- F. Where We're Going: On Campus

G. Summary: What We're Really Saying:

- 1) System-driven, builds consistence and confidence
- 2) Relationship-based, builds trust
- 3) Follow-through, builds the future
- 4) Care for our donors with the same attention and respect as we would any relationship

Questions and Answers:

- Question: How much money has been raised over the past five years by the Foundation?
- *Answer: That will be part of the monthly update at the Board of Trustees meeting.*
- Question: Who is on the Foundation Board?
- *Answer: That will also be part of the monthly update at the Board of Trustees meeting.*
- Question: Is the Mt. SAC Foundation considered an affiliated foundation with Mt. SAC.
- *Answer: Yes.*
- Question: What are the Foundation's priority funding areas?
- *Answer: With the expanded Foundation staff, those areas can now be developed and identified.*
- Question: Regarding building-naming opportunities, what is the cost?
- *Answer: The cost to name a building is 15% of the cost of the building.*

Mr. Lambert's presentation is posted on the College website with these minutes.

The Board recessed for break at 10:30 a.m.

The Board reconvened at 10:45 a.m.

## 7. FACILITIES PLANNING

Gary Nellesen, Director, Facilities Planning and Management, gave a report on the following subjects:

A. Water Use Efficiency

Questions and Answers:

- Question: Is there a concern about water rationing, and what would be affected?
- *Answer: Mostly irrigation.*
- Question: Once the purple pipes are installed, what will be the source?
- *Answer: Walnut Valley and Pomona have nearby water lines; however, the recommendation would be to tap off of the Walnut Valley water line since it runs up*

*and down Grand Avenue. There's also a reclaimed water line that is owned by Pomona Water that is already located on Mt. SAC property.*

## B. Solar Power Generation Station

Mr. Nellesen talked about the recommended vegetation that would be planted in the proposed area, and reclaimed water would be used to irrigate that area.

Questions and Answers:

- Question: What is the total cost to put the solar panels where recommended?
- *Answer: \$8.4M, which includes the costs to mitigate the environmental impacts and to move the dirt into the site. For just the panels, the cost is \$5.5M. The reason the presentation doesn't include the aforementioned costs is because that would be a permanent investments in producing 11 acres as usable land, whether it be used for solar or for another purpose in the future.*
- Question: Does the vegetation that is shown on the map already exist?
- *Answer: No, it would need to be planted, which is included in the amount over and above the \$5.5M for the solar panels themselves.*
- Question: Would infrastructure be constructed that could be used for other purposes in the future, i.e., retail?
- *Answer: There would certainly be ducting for electrical and data; however, a large water line would not be installed because the proposed vegetation wouldn't need much water, i.e., there would be some water, but probably not enough to support a retail space. Also, there wouldn't be any sewer line installed.*
- Question: Will these panels move with the sun?
- *Answer: No, because the additional cost would not necessarily factor in to the attractive payback and the maintenance costs would go way up. Also, the efficiency of the stationary panels has improved drastically over former models. The College's consultant, John Semcken, concluded that the site development costs for any retail opportunity at the site would preclude any investment at the site. So, the way to bootstrap ourselves into any future opportunity costs is to recover the cost of the site development through the solar power system and reassess the use of the property at the end of the usable lifetime of the solar field.*

## C. Student Housing Site Options:

- 1) Farm Area East – Recommended
- 2) South of Mt. SAC Hill (proposed Fire Academy Site)
- 3) West Parcel (proposed Solar Power Generation Site)

All of the sites would require the installation of all utilities, i.e., sanitary sewer, water, data communication, and electrical. The easiest of the three would be Option 1. There's already water close, and power, data, and sewer have been installed into the farm area. The other two sites would require significant work where utilities are concerned. The other two sites would also preclude either a fire academy or a solar field to be located.

Input from the trustees was sought in two areas:

- 1) Is there merit in developing a plan for student housing?
- 2) Would Option 1 be the site to be considered?

If the trustees agree to move forward, it would affect three areas:

- 1) The Facilities Master Plan; a task force would be formed on campus to look at student housing and make recommendations that would be brought back to the Board in the fall.
- 2) An Environmental Impact Report would be required.
- 3) A feasibility study would be done, at no charge to the College, by a company named Antarctic Development that is interested in bidding on the project.

All of the above will be done in the next eight months and then be presented to the Board for a decision and direction to proceed. The bid would include the entire site development, construction, and operation of the facility as a Lease/ Leaseback project.

Questions and Answers:

- Question: Have the consultants looked at all of the proposed sites?
- *Answer: Yes, and they recommended Site No. 1.*
- Question: Will it be operated by an entity outside of the College?
- *Answer: Yes.*
- Question: Being next to a farm area, how attractive will the proposed site be for the student residents, i.e., odors, etc.?
- *Answer: That will be taken into consideration.*
- Question: What about the proposed fire training academy's burn tower being located on campus? What are the full ramifications?
- *Answer: The new state-of-the-art burn tower eliminates a lot of the prior concerns. The Chino Valley Fire District has one and it's very impressive.*
- Question: How many students would the student housing support?
- *Answer: Five hundred.*
- Question: Where will the funding come from for the student housing?
- *Answer: The Lease-Leaseback construction method would provide funding from rental charges.*
- Question: What generated an interest in International Student Housing?
- *Answer: The issue is, there is no nearby housing for International Students and, with investor money, it will generate income for the College. Because of Mt. SAC's reputation, out-of-district athletes come to the College with nowhere to live.*
- Discussion: Trustee Bader said that both she and Trustee Chyr were on the subcommittee for this project and, by the end of the meeting, she was convinced that this housing would be a positive thing for the College regarding athletic team housing, student event housing, etc. She also said that Option 1 is the most logical choice for the placement of the housing.

Trustee Hall talked about the fact that International students who come to this country to be educated don't have places to live, so they're going out as far as Corona to find housing within their budget, which then presents other problems, such as how to commute to Mt. SAC.

Mr. Nellesen's presentation is posted on the College website with these minutes.

## **8. EQUAL EMPLOYMENT OPPORTUNITY (EEO) PLAN REVISIONS**

James Czaja, Vice President, Human Resources introduced Laura Schulkind, Partner, Liebert Cassidy Whitmore, who gave a report on "Diversity in Community College Employment: A Quick Look at Why & How."

- A. Federal/State Employment Anti-Discrimination Laws
- B. The Law Has Changed
- C. The Vocabulary Has Changed
- D. The Concepts Have Changed
- E. The Hiring Challenge
- F. Expected Results
- G. Developing and Maintaining Institutional Commitment to Diversity
- H. Strategies to Promote Diversity
- I. Strategies to Promote Diversity
  - 1) Focus on Work Culture
  - 2) Rethink Job Definitions
  - 3) Recruitment

Questions and Answers:

- Question: To what extent was this concept of promoting diversity balanced with eliminating bias? It seems there are two parts of what we're trying to achieve in terms of contribution, but we want to change some negative behaviors, right?
- Answer: *The elimination of bias is attitudinal, both at a personal level and at an institutional level. She recommends that, anyone who goes through the hiring process must go through training on this subject. The new training language requires the elimination of bias in the hiring process. One cannot promote diversity in a meaningful way unless bias is eliminated. The elimination of bias is going to be about internal change.*

Ms. Schulkind's presentation is posted on the College website with these minutes.



The Board recessed for lunch at 12:20 p.m.

The Board reconvened at 1:10 p.m.

**9. FACILITIES PLANNING** (continued)

Gary Nellesen, Director, Facilities Planning and Management, gave a report on the following Measure RR Implementation Plan subjects:

- A. History
- B. Master Plan Campus Zoning
- C. Project Timelines/Transitions
  - 1) Existing Campus
  - 2) Spring 2014
  - 3) Summer 2014
  - 4) Fall 2014
  - 5) Spring 2015
  - 6) Summer 2015
  - 7) Fall 2015
  - 8) Spring 2016
  - 9) Summer 2016
  - 10) Fall 2016
  - 11) Spring 2017
  - 12) Summer 2017
  - 13) Fall 2017
  - 14) Spring 2018
  - 15) Summer 2018
- D. Parking Analysis/Forecast
- E. Master Project Budgets
- F. Scenarios A through C for Series C-RR
- G. Measure RRR/Future Projects?????
- H. 2018 Election Scenarios

Questions and Answers:

Question: What's going to happen with the protected walnut trees?

*Answer: Ninety walnut trees will be transplanted to somewhere on campus, with about a 50% survival rate. Every tree removed that is greater than 6" in diameter, 1½ trees will be planted.*

- Question: Regarding the Student Success Center, how is it going to be used?
- *Answer: Veterans, Disabled Student Programs & Services, Student Health Center, Bridge, and other programs funded by grants.*
- Question: Does the demolition of the Building 50H (Stadium Concessions) include the bleachers?
- *Answer: Yes.*
- Question: Regarding the parking structure construction period, will the spaces being taken away be replaced with additional parking somewhere else?
- *Answer: Yes, and a little more.*
- Question: How about the prediction of student growth in the future as it pertains to parking?
- *Answer: If Mt. SAC grows rapidly, by 2024, another parking structure will be needed.*
- Question: Where did all the State bond money go?
- *Answer: Since there was very little facilities construction between 1975-2001, a lot of the money went to solve 30-year-old problems.*
- Question: How long will the new buildings last?
- *Answer: Approximately 75 years.*
- Question: What's the average age of the buildings that are being demolished.
- *Answer: Approximately 70 years.*
- Question: What are some of the big projects?
- *Answer: Moving the pool, building a new gymnasium, demolishing and building a new technology building, a new 1200-seat auditorium, a new student center, a new library, another parking structure, a fire academy and instructional building, a new transit center and bridge across Temple Avenue, renovation of another five buildings, renovating Building 6 for class space, and a new bookstore, to name a few.*
- Question: Have you considered making the new auditorium and gymnasium to be used as one and the same? A 1,200-seat auditorium will not result in using it as a cultural event venue; a larger venue would accomplish both.
- *Answer: That's a good point.*
- Question: When will an updated Facilities Master Plan be done?
- *Answer: In 2017, a new Facilities Master Plan will be developed.*
- Question: For how long are we going to lose the athletic fields?
- *Answer: We're still looking for another venue for graduation, and the University of La Verne will host the football games.*
- Question: What are students going to do while the parking structure is being built?
- *Answer: There will be shuttles bringing students from the temporary parking lots to the main campus.*

- Question: When is there going to be a community meeting regarding the parking structure?
- Answer: *We're coordinating a meeting with the City of Walnut, after the first week in April.*
- Question: Why don't we give these contracts to local contractors?
- Answer: *We are active in getting bids from local contractors. There is a report on requesting bids from local contractors vs. getting bids back from them, and Gary Nellesen would be happy to share that report.*
- Question: What about having a satellite campus in Baldwin Park since it's on the far west end of the District?
- Answer: *It might be a good idea to get some information on that possibility. We have done a lot of programs in Pomona without buying the buildings. We already have classes in 31 other locations.*

Mr. Nellesen's presentation is posted on the College website with these minutes.

## **10. ANNUAL BOARD SELF-EVALUATION AND PRIORITY SETTING**

President Scroggins distributed a compilation of survey responses from Board Members to questions regarding the Board's areas of strengths and those areas they thought needed improvement.

The first part of the self-evaluation required Board members to give themselves a letter grade (A through F).

The responses of Board members to each of the open-ended questions were reviewed. Trustees generally felt that the Board works very well together and with the CEO. They also believed that they should speak more directly, in a public forum, on sensitive issues affecting the College.

The second part of the self-evaluation asked Board members to respond to particular open-ended questions. There were a few comments about integrating the new members of the Board and how to work cohesively. Board members indicated that one of the goals that should be considered is the attitude that they're all still Mt. SAC Board members, and not just to consider their individual trustee areas because it's important for the trustees to act as a unit. Also, they felt that it's important to call Dr. Scroggins when there's a question regarding a Board Meeting Agenda item. President Scroggins reminded the Board that they can put information or discussion items on the monthly Board Meeting Agenda by just contacting him in advance.

The Board of Trustees Self-Evaluation compilation for 2014 is posted on the College website with these minutes.

It was indicated that there is a conflict for the April 9 Board meeting. Denise Lindholm will look for other available dates, possibly April 2.

## **11. ADJOURNMENT**

The meeting adjourned at 2:50 p.m.



**2013-14 BUDGET UPDATE AND**

**PRELIMINARY 2014-15 BUDGET  
INFORMATION**

**February 22, 2014**

# HISTORY OF APPORTIONMENT WORKLOAD RESTORATIONS AND WORKLOAD REDUCTIONS

Description	Statewide	Mt. SAC
<b><u>FY 2009-10</u></b>		
Workload Reduction	(189,724,763)	(4,542,145)
<b><u>FY 2010-11</u></b>		
Workload Restoration of 2009-10 Workload Reduction	126,000,000	3,162,828
<b>Difference to be Restored</b>	<b>(63,724,763)</b>	<b>(1,379,317)</b>
<b><u>FY 2011-12</u></b>		
Workload Reduction & Tier 2 "Trigger Cut"	(385,000,000)	(9,838,396)
<b>Difference to be Restored</b>	<b>(448,724,763)</b>	<b>(11,217,713)</b>
<b><u>FY 2012-13</u></b>		
Workload Restoration of 2009-10 Workload Reduction	43,777,039	1,379,317
<b>Additional Workload Restoration of 2011-12 Workload Reduction</b>	<b>6,222,961</b>	<b>302,586</b>
<b>Difference to be Restored</b>	<b>(398,724,763)</b>	<b>(9,535,810)</b>
<b><u>FY 2013-14</u></b>		
Est. Workload Restoration of 2011-12 Workload Reduction	89,400,000	1,842,576
<b>Difference to be Restored</b>	<b>(309,324,763)</b>	<b>(7,693,234)</b>

# MT. SAC's History of Apportionment Funded Cost-of-Living Adjustment (COLA)

<b>Year</b>	<b>% Rate</b>	<b>Amount</b>
FY 2009-10	0.00%	0
FY 2010-11	0.00%	0
FY 2011-12	0.00%	0
FY 2012-13	1.57%	1,979,229
FY 2013-14 Estimated	0.86%	1,117,031

# 2013-14 Growth and COLA

- Growth estimated at \$1,842,576 or 1.63%
- Approximately 397.4 credit FTES at the rate of \$4,636.49 per FTE, but the number of FTES may be higher or lower because the rates per FTES are different. The rates are:
  - Credit FTES @ \$4,636.49
  - Noncredit FTES @ \$2,788.05
  - Noncredit Career Development FTES @ \$3,282.81
- Cost-of-Living adjustment (COLA) estimated at \$1,979,229 or 1.57%

# Commitments Made in 2013-14

- Cost of 1.57% Funded COLA Salary Increase \$1,877,329 (all funds) - Ongoing
- Cost of 1% Salary Increase \$1,196,286 (all funds) and Cost of Annual \$1,500 Health and Welfare \$1,414,051 (all funds)
  - These increases will be considered one-time for the 2013-14 fiscal year if the State-funded cost-of-living adjustment (COLA) for the 2014-15 is less than 2%.
- Cost of Positions of the 2013-14 New Resources Allocation Requests \$456,662
- Cost of Positions approved as One-time Immediate Needs, Reinstated, One-time Support, etc. \$635,014



# 2014-15 Growth and COLA

- Growth estimated at \$3,896,620 or 3%
- Approximately 840.4 credit FTES at the rate of \$4,636.49 per FTE, but the number of FTES may be higher or lower because the rates per FTES are different. The rates are:
  - Credit FTES @ \$4,636.49
  - Noncredit FTES @ \$2,788.05
  - Noncredit Career Development FTES @ \$3,282.81
- Cost-of-Living adjustment (COLA) estimated at \$1,117,031 or 0.86%

# What's at Risk

- OPEB Trust 2013-14 Estimate
  - Retirees Health Premiums \$4,072,474
  - Contribution to OPEB Trust \$2,513,069
- Proposition 30 is temporary
  - Education Protection Account estimated at \$17,378,445 for the 2013-14 fiscal year
  - Sales tax increase terminates at the end of 2016
  - Income tax increase terminates at the end of 2018
  - Education Protection Account estimated at \$17,378,445 for the 2013-14 fiscal year

# Match Needed for 2014-15

- Student Success & Support:
  - Est. Allocation \$2,477,700
  - Match: Credit 1 to 3 and Noncredit 1 to 1
  - In 2012-13, the District had a total of \$5,195,138 in the Unrestricted General Fund to Match the Credit portion. This means that the District could match up to an allocation of \$1,731,713.
  - In 2012-13, the District had a total of \$1,977,140 in the General Unrestricted General Fund to Match the Noncredit portion. The District could match up to an allocation of \$1,977,140.
- Schedule Maintenance: Match 1 to 1
  - Est. Allocation \$2,161,250 will be matched with Bond funds.
- Instructional Equipment: Match 1 to 3
  - Est. Allocation \$720,415. Existing match is only \$123,565, and will need to be increased by \$596,850.

# Questions



# Emergency Preparedness: The Mt. SAC Plan

Presented by  
Karen Saldana, Director  
Safety, Health Benefits, and Risk Management

February 22, 2014  
Board Study Session

# Introduction

- ✓ The purpose of this presentation is to familiarize the Board of Trustees with the Mt. SAC Emergency Response Plan and its components.

# Agenda

- Lesson 1: Emergency Response Plan
  - The Mt. SAC Emergency Response Plan addresses the roles and responsibilities of the disaster service worker in planning for an emergency.
- Lesson 2: The Building Marshal Program
  - The Building Marshal Program was developed to ensure the orderly, effective, and safe evacuation and shelter-in-place of the building occupants.
- Lesson 3: Training Requirements
  - The Office of Emergency Services (OES) has developed a training guidance matrix for public agency use.

# Emergency Response Plan

- Plan Objectives:
  - Assigns responsibilities for planning, response, and recovery activities to disaster service workers;
  - Identifies the scope of potential hazards that form the basis for planning;
  - Establishes the emergency management organizational structure that will manage the response;
  - Identifies other jurisdictions and organizations with whom planning and emergency response activities should be coordinated; and
  - Outlines the process of disseminating emergency information and instructing the campus population.



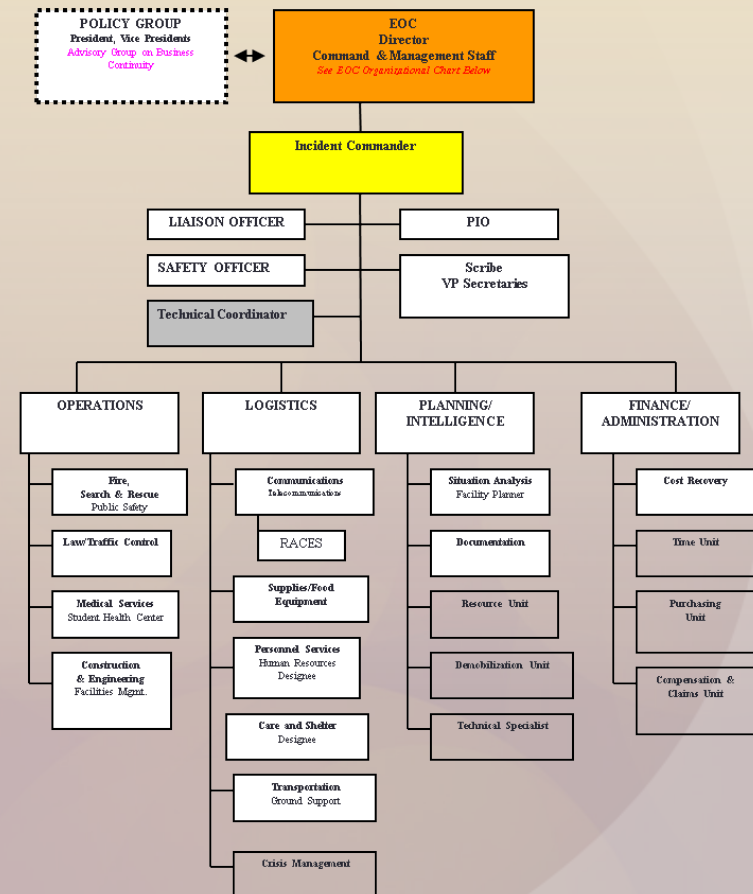
# Legal Rationale

- California Emergency Services Act
  - California Government Code Section 8550-8551
- Disaster Service Worker Status
  - California Government Code Section 3100-3109
- Standardized Emergency Management System (SEMS)
  - CCR Title 19, Division 2, Chapter 1, Section 2400-2450
  - Government Code §8607
- National Incident Management System (NIMS)
  - Homeland Security Presidential Directive (HSPD) - 5 & 8
- Education Code Section 71095
- Higher Education Opportunity Act

# Emergency Response Plan

Assigns responsibilities for planning, response, and recovery activities to disaster service workers

- Planning, response, and recovery activities are defined in Sections 1-3 of the written plan and represent the bulk of the plan.



# Emergency Response Plan

Identifies the scope of potential hazards that form the basis for planning



- Hazard analysis enables emergency planners to focus on preparing for the most severe and/or frequent disaster events
  - Campus-Wide Safety Audit
  - All-Hazard Mitigation Plan

# Emergency Response Plan

Establishes the emergency management organizational structure that will manage the response

- The College has developed criteria that identify the events that may require EOC and ICP activation. There are three levels of activation. For each level, a minimum staffing guide has been developed.

<p><b>LEVEL THREE</b></p> <p>Major county wide or regional emergency Major natural or man-made disaster</p> <p><u>EOC Staffing Activated:</u> All EOC positions Incident Commander and all ICP Command &amp; Management Teams Policy Group</p>
<p><b>LEVEL TWO</b></p> <p>Moderate earthquake Major wild land fire affecting developed area Major structure fire on or near the campus Major wind or rain storm Two or more large incidents involving two or more buildings or departments Flood warning A State of Emergency is proclaimed by the Governor for the county or two or more cities Mutual Aid resources are requested</p> <p><u>EOC Staffing Activated:</u> EOC Director Incident Commander All Section Chiefs All Units as appropriate for the situation Agency representatives as appropriate Policy Group</p>
<p><b>LEVEL ONE</b></p> <p>Severe weather advisory Small incidents involving one or more buildings or departments Flood watch or flood warning Action requested by City, County, or State with an activated EOC Resource request from outside the County</p> <p><u>EOC Staffing Activated:</u> EOC Director Incident Commander Planning/Intelligence Section Chief Logistics Section Chief Representatives of appropriate departments</p>

# Emergency Response Plan

Identifies other jurisdictions and organizations with whom planning and emergency response activities should be coordinated

- The City of Walnut
- The County of Los Angeles (Sheriff/Fire)
- State Office of Emergency Services
  - Southern Region
  - State Level

# Emergency Response Plan

Outlines the process of disseminating emergency information and instructing the campus population

- E-mail
- Web pages
- Emergency hotline
- Connect-ED (text messaging/voicemail)
- Television and radio broadcasts
- Personal interaction
- Public Safety car loudspeakers
- Public address systems (if available)
- Campus marquee

# The Building Marshal Program

- The Building Marshal Program is a component of the individual department business continuity plan, also known as the standard operating procedures
- Includes key personnel assignments in each building
- Facilitates communication between field level and EOC organization

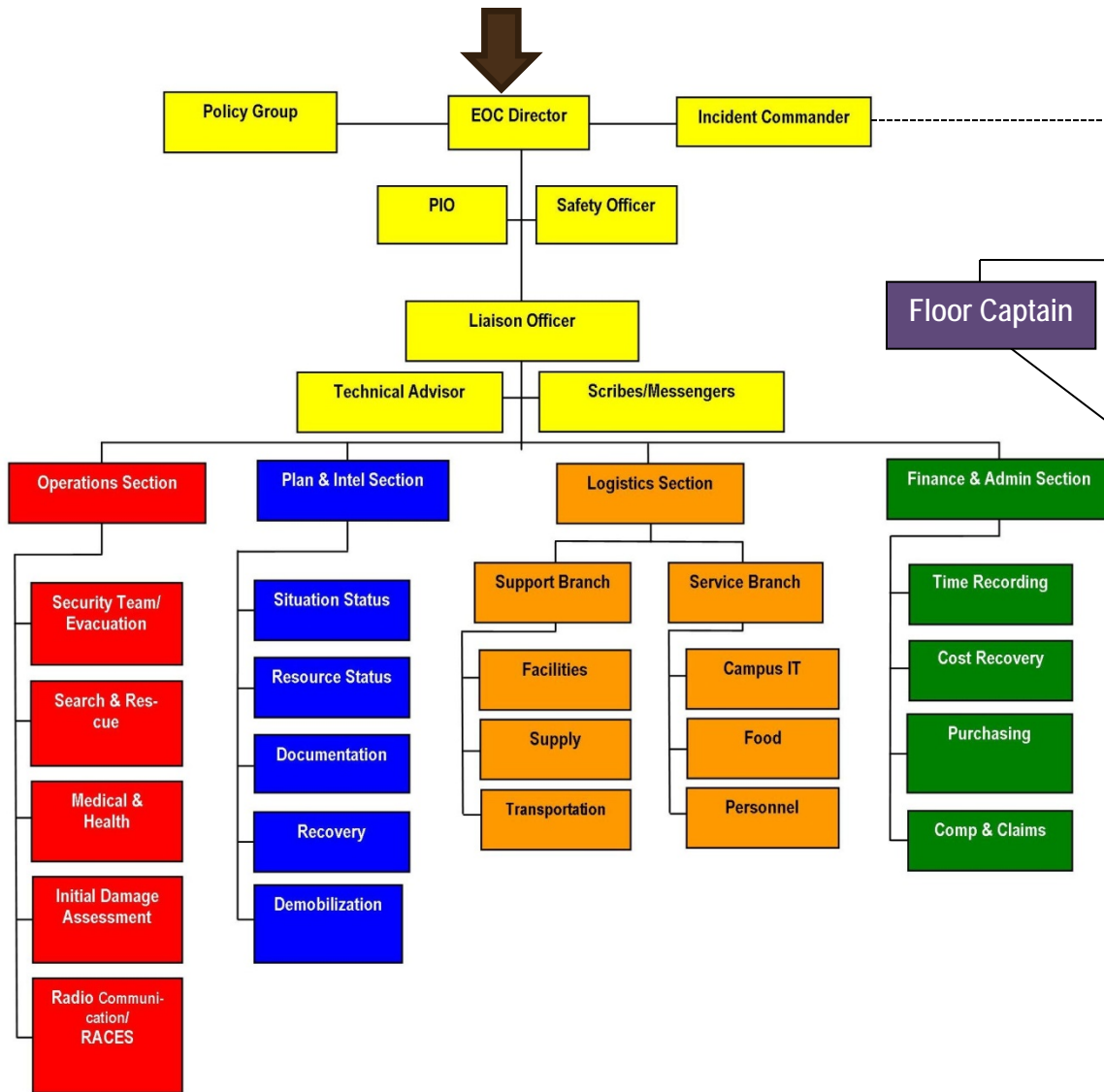
# The Building Marshal Program

- Building Manager is responsible for the assignment of key personnel.
- Building Marshal and Floor Captains lead and implement evacuations and shelter-in-place events.
- These staff disseminate valuable information from the field level to the Incident Commander and EOC organization.

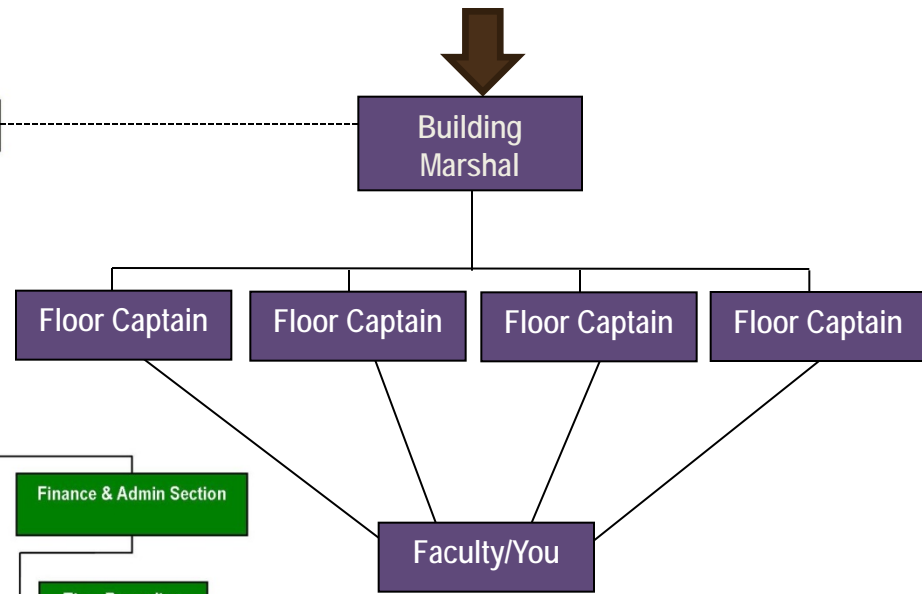


# Two Primary Functions

## EOC Function Chart



## Field Level Function Chart



The College conforms with the National Incident Management System (NIMS) and utilizes the Incident Command Structure (ICS)

# Communication Flow



Incident Commander, Administration,  
Facilities, Public Safety, Radio  
Spokesperson - Channel 1



Building Marshal/Floor Captain  
- Channel 1



**"Lead Evacuation"**



**"All Clear"**



# Training Requirements

<b>Disaster Resistant California Community Colleges</b>  <b>Training Matrix</b>  Standardized Emergency Management System (SEMS) National Incident Management System (NIMS) Incident Management System (ICS) <i>Note: Some courses can be found listed as IS which indicates            they are independent study and available online</i>	Progress Required by October 2007									Progress Required by Oct. 2009	
	SEMS Introduction	SEMS Emergency Operations Center	SEMS Executive	ICS 100 IE (ICS Introduction for higher education)	ICS 200	ICS 402 (NIMS Executive)	IS 700 (NIMS Introduction)	IS 800.B (National Response Framework)	SEMS-NIMS-ICS Combined Course SEMS Intro, IS 100, & 700	ICS 300 Intermediate ICS	ICS 400 Advanced ICS
General personnel with any role in emergency preparedness, incident management or response	X			X			X		X		
Critical personnel with a role in an Emergency Operations Center or on an emergency management team to include public safety, police, public relations, environmental health and safety, facilities and grounds and other ICS positions as required by the incident	X	X		X	X		X	X	X		
Leadership personnel with supervisory field roles who direct general personnel and may work within an Incident Command Post are required to take the ICS 300 & 400 courses	X	X		X	X		X	X	X	X	X
Executive personnel and Senior Administrators including Chancellors, Superintendents, Presidents, and Vice Chancellors and Vice Presidents (not in an EOC) but tasked with setting policy only			X			X	X	X			
Board of Trustees and Elected Officials			X			X					

Disaster Resistant California Community Colleges  
<http://emergency.coccol.edu>

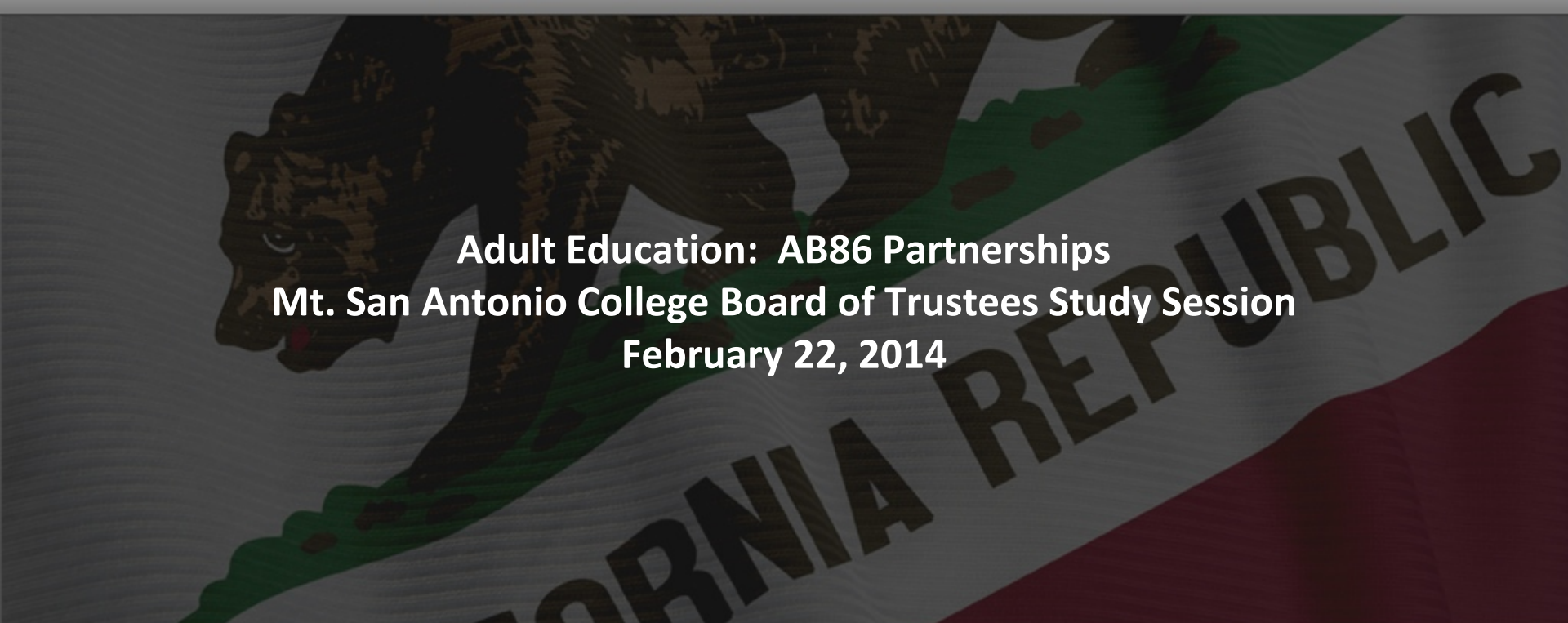
Governor's Office of Emergency Services  
 Approved: March 20, 2009

# Works in Progress

- Enhance emergency communication capabilities
- EOC assignments and training in new building
- Campus-wide exercise
- Asset inventory and resource management

**AB86**

COLLABORATING TO BETTER SERVE  
THE EDUCATIONAL NEEDS OF ADULTS



**Adult Education: AB86 Partnerships  
Mt. San Antonio College Board of Trustees Study Session  
February 22, 2014**



**CALIFORNIA COMMUNITY COLLEGES  
CHANCELLOR'S OFFICE**



**California** Department of  
**EDUCATION**

## **\$25 Million Statewide for 2 Year Planning Grant**

AB 86, Section 76, Article 3

“The California Community Colleges Chancellor and California Department of Education Superintendent will jointly provide 2-year planning and implementation grants to regional consortia of community college districts and school districts for the purpose of developing regional plans to better serve the educational needs of adults. “

## State Grant Overview

Funding is to develop regional plans for adult education in:

- **Elementary and basic skills**; classes required for high school diploma or equivalency certificate;
- **Classes for immigrants**: ESL, citizenship, and workforce preparation;
- **Programs for adults with disabilities**;
- **Short term CTE programs** with high employment potential; and
- **Programs for apprentices**.

## State Grant Overview, Continued

### Regional Consortia Plans must include:

1. Evaluation of existing AE programs.
2. Evaluation of AE needs.
3. Plans to integrate programs.
4. Plans to address the gaps.
5. Plans to accelerate a student's progress.
6. Plans to collaborate on provision of professional development.
7. Plans to leverage existing regional structures.



## State Grant Overview, Continued

- Consortium shall consist of:
  - School district – *at least 1 is required.*
  - Community college district – *at least 1 is required.*
- Consortia may include other adult education providers.
- Partners are determined by the member districts.

## Our Regional Consortium

- Mt. SAC region allocation for planning is \$374,205. Based on formula.
- Mt. SAC is fiscal agent. Selected by consensus.
- We have 10 members in our consortium and several partners identified.

## Our Regional Consortium

10 members:

- Baldwin Park
- Bassett
- Bonita
- Charter Oak
- Covina Valley
- Hacienda LaPuente
- Mt. SAC
- Pomona
- Rowland
- Walnut Valley

Partners in process : WIBs, Business and Industry Groups, ROPs, Library/Literacy, and more.

## Some Local Considerations

- Dense population and unmet needs in our region.
- We have Mt. SAC and school district options for addressing needs. Building on respective strengths.
- With 10 member districts, plans for alignment and pathways will need to be robust.
- We have a foundation of great CTE articulations.
  - 26 school districts and ROPs
  - 81 different CTE courses
  - 1,476 successful student articulations in 12-13

## Local Progress to Date

- Required forms submitted.
  - Fiscal Agent & Intent to Participate
  - Preliminary Budget
  - Project Management Plan
- Hourly project coordinator identified.
- Using Google Drive to create & share our work.
- May develop a simple website later to share progress with public.

## Next Steps

- Reports to be submitted to the legislature by the California Community Colleges Chancellor and California Department of Education Superintendent:
  - March 1, 2014:
    - Status of developing regional consortia.
    - Status and allocation of grant awards.
  - March 1, 2015:
    - Status of plans developed by regional consortia.
    - Recommendations for additional improvements.

## Next Steps, Continued

Intent of Legislature is to work toward:

- Developing common policies on fees and funding structures.
- Providing additional funding in 2015-16.

SB 173: Watching progress.

Student Success & Support Plan: Monitoring implications for noncredit funding.

## Resources

- AB86.cccco.edu
- LAO Report on Adult Education (December 2012)  
<http://www.lao.ca.gov/reports/2012/edu/adult-education/restructuring-adult-education-120412.pdf>
- LAO Update to Higher Education Committee (Handout; January 29, 2013)



# Board of Trustees

## Foundation Report

*“Strengthening Relationships,  
Building Systems”*

Saturday, February 22, 2014

# Overview

- Foundation Team Introduction
- Three-year Rebuilding Program
- Focus on Fundraising
- Role of the Board of Trustees
- Where We Are Going

# Meet the Team



**Bill Lambert**  
Executive Director, Foundation  
August 2012



**Marisa Fierro**  
Director of Development & Alumni Relations  
February 2014

# Meet the Team



**Robin Barton**  
Special Projects Supervisor  
February 2014



**Annette Barrantes**  
Development Project Supervisor  
October 2008



**Kenny Walter**  
Special Projects Supervisor  
January 2011



**Sarah Shaalan**  
Foundation Assistant  
February 2014

# Three-Year Rebuilding Program

## Elements, Strategy and Authenticity

### Foundation Office Structure

- The right people in the right positions
- Direct experience and expertise

### Philosophical and Cultural shift

- Foundation has been integrated into the fabric of the campus
- Develop authentic relationships with supporting structure
- Donor centric approach
- Strengthening relationships with campus community
- Strategic and intentional engagement opportunities

### Fiscal responsibility

- Non-profit/Foundation financial expert (Rob Hauducoeur)
- Preparing transition to Fiscal Services
- New financial report format approved by Board at January meeting

# Three-Year Rebuilding Program

## Building A Sustainable Program

### Scholarship Program

- Increased donor attention
- Focus on building endowment - moving donors along
- Secured \$67,000 with five new endowed scholarships

### Our Path to an Independent Foundation

- Organized approach to annual solicitations
- Deliberate execution and purpose of events
  1. Engagement, to build relationships
  2. Raise operational funds to support Foundation
- Exploring new policies that will continue to generate operating dollars for the Foundation, such as:
  - Gift fee for restricted dollars
  - Endowment fee

# Three-Year Rebuilding Program

## Building A Sustainable Program

### Developing A Major Gift Program

- High level of personalization featuring access to the President and other campus leaders
- Clearly identified and articulated giving opportunities that match campus priorities with donor interests
- Build connections with financial planners/advisor community to create an awareness of philanthropic opportunities at Mt. SAC

### Personalized Stewardship

- Stewardship of one gift is cultivation of the next
- Demonstrate and appropriately report use of funds

# Three-Year Rebuilding Program

## Maximizing the Strength of the Foundation Board

### Board Expansion

- Added five new members within past eight months
  - New members
  - Returning members from Kaiser Permanente, Foothill Transit & Majestic Realty

### 'Give or Get' is Real

- New Board members understand that their role is to assist the Foundation in securing major gifts (example: Trustee Bader working with Bill Stead, and Dr. Hall working with Joyce Ma)

### Personal Attention: "Caring and Feeding of the Board"

- New Foundation office structure enables the Executive Director to work more closely with the Board and maximize their community connections



# Three-Year Rebuilding Program

## Maximizing the Strength of the Foundation Board

### Board Members as Relationship Facilitators

- Natural Partners
  - Take the lead managing relationships
  - Goes beyond giving the green light
  - Person with the strongest relationship with prospect leads the relationship
- Develop individualized engagement strategies for each Board member and their connections

# Focus on Fundraising

## Continued Growth of Golf Tournament

- 2013 record high, raised more than \$128,000

## Project-Based Initiatives

- Planetarium: \$25,000 Reach for the Stars, \$32,000 for Technician
- Basic Skills Program: \$100K two-year pledge
- Support for the Health Professions: \$20,000 from KP for Success Coach
- SCE: \$50,000 over last two-years for STEM scholarships
- Scholarships: awarded \$241,500 to 264 students

# Board of Trustees Involvement

## Super Ambassador Salute

Here's how you can help:

- Attend Foundation events you are passionate about
- Advocate for Mt. SAC
- Help connect us with people, businesses and organizations that will support us
- View yourselves as frontline fundraiser for Mt. SAC
- Consider your own legacy at the College talk with me and the President about long term philanthropic plans
  - Include Mt. SAC in your estate planning

# Where We're Going: At Home

## Alumni Engagements Strategy

- Developing governing body for Alumni Association
- Creating strategic and intentional engagement opportunities
- Follow-up connects the institution to the experience

## Putting a Professional Advancement Office in Place

- Advancing the mission of the College
- Actively identifies potential donors
- Provides cultivation opportunities
- Establishing regular solicitation appeals - THE ASK
- Personalized stewardship - thank you, donor connection, attention to detail and follow-up

# Where We're Going: On Campus

## Building (and Rebuilding) Campus Partnerships

- Athletics: formed fundraising committee to lead initiatives
- Natural Sciences: working with leadership to take advantage of unique opportunities with broad appeal
- Internship Program: Foundation has a role in this process (alumni prospect engagement and cultivation)

## Establishing Trust & Accountability

- Create campus-wide advisory board for the Foundation

## Faculty/Staff Donor Recognition

- Develop society for our most committed campus members

# Summary

## What We're Really Saying

As you can see, there are common threads throughout this process:

1. System driven, builds consistency and confidence
2. Relationship based, builds trust
3. Follow through, builds the future
4. Care for our donors with the same attention and respect as we would any relationship.

# Thank You!

One of the key components of any great institution is strong leadership. We have strong leadership at Mt. SAC.

Thank you for your involvement and support.

# FACILITIES UPDATE

## Board Study Session

MT. SAN ANTONIO COLLEGE // 22 FEBRUARY 2014

## Special Reports

*The **Mt. SAC Promise** is our commitment to our students and community to provide quality facilities, current technology and a campus environment that fosters innovative instruction and learning well into the 21st century.*



# AGENDA

## 1. Special Reports

- A. Water Use Efficiency
- B. Solar Power Generation
- C. Student Housing





FACILITIES UPDATE

# Special Reports

# WATER USE EFFICIENCY

## Water Consumption:

- **2008:**
  - h Budget = \$288,000 (\$450/acre-ft.)
  - h Consumption = 640 acre-ft./year
- **2013: (30% CONSUMPTION REDUCTION)**
  - h Budget = \$382,000 (\$849/acre-ft.)
  - h Consumption = 450 acre-ft./year
- **Future:**
  - h Budget = \$400,000 (\$1,000/acre-ft.)
  - h Consumption = 400 acre-ft./year



# WATER USE EFFICIENCY

## Current Water Efficiency Measures:

- Implemented computerized irrigation system adjusted in response to changing daily ET (evapotranspiration) values based on an on-site weather station for 73% of campus.
- Utilized drought-tolerant and California native plants.
- Reduced turf area on campus by 60%.
- Placed mulch in landscaped areas to reduce the amount of soil water lost through evaporation and to aid in water penetration.
- Utilized **ground water wells** to irrigate ball fields + sanctuary (Parking Lot B, Lot D + Wildlife Sanctuary).

## Future Water Efficiency Measures:

- Construct additional **ground water wells** to irrigate pastures.
- Increase water storage by adding **water tank**.
- Implement **reclaimed water** for West Parcel (proposed Solar Power Generation Site).
- Implement **reclaimed water** for South of Mt. SAC Hill (proposed Fire Academy Site).
- Increase **computerized irrigation control** at N. Campus.
- Update irrigation standards and preventative maintenance plan.



# SOLAR POWER GENERATION STATION


- 2MW Ground Mounted Structure
- \$480K/year Projected General Fund Savings
- \$5.5M Project Cost:
  - h \$2.1M Proposition 39 Funds
  - h \$1.4M Energy Incentives
  - h \$2.0M Measure RR Funds



70' above  
Grand Avenue

60' below  
Regal Canyon Residences





3

View From Above







1

View South on Grand Avenue

# STUDENT HOUSING SITE OPTIONS

## Option 1:

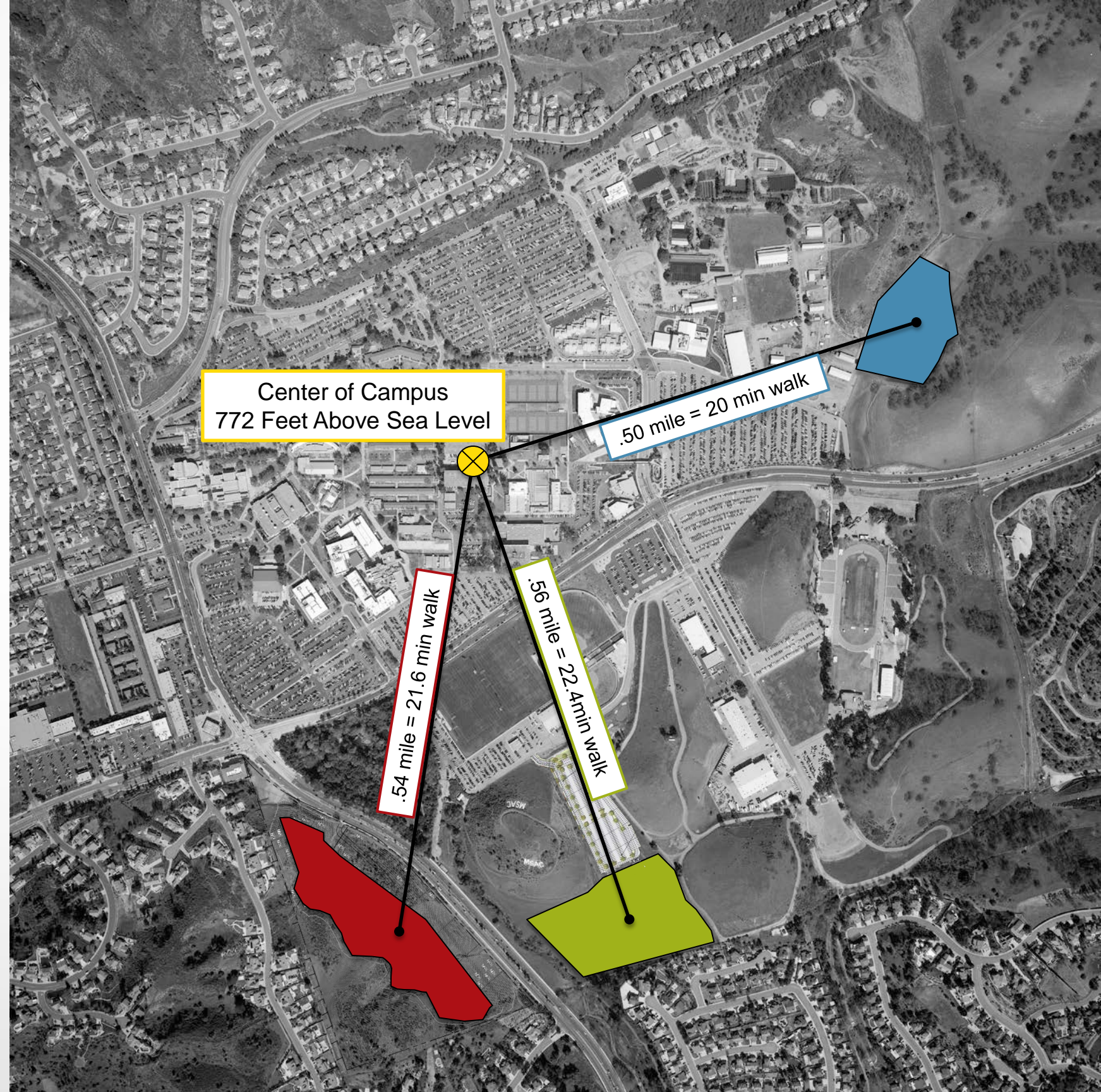
- Farm Area East
- 6.6 Acres
- 795-830 Feet Above Sea Level

## Option 2:

- South of Mt. Sac Hill (proposed Fire Academy Site)
- 8.4 Acres
- 720-730 Feet Above Sea Level

## Option 3:

- West Parcel (proposed Solar Power Generation Site)
- 10.6 Acres
- 761 Feet Above Sea Level



# Diversity in Community College Employment: A Quick Look at Why & How

Presented By: Laura Schulkind  
February 22, 2014

# Agenda

- **Why?**
  - The law
  - The vision of the community colleges
- **How?**

# Federal/State Employment Anti-Discrimination Laws

## Prohibition against employment discrimination not new

- Title VII
- ADA
- ADEA
- Title IX
- FEHA

# The Law Has Changed

## Proposition 209\*

- Prohibits “preferential treatment” on basis of:
  - Race
  - Sex
  - Color
  - Ethnicity
  - National Origin
- In Public:
  - Employment
  - Education
  - Contracting

\**Cal. Const. Art. 1, Sec. 31*

# The Vocabulary Has Changed

Equal access → to Equal treatment

Affirmative Action → EEO

Underrepresented Groups → Monitored  
Groups

Affirmative Action Hiring → Diversity Hiring

# The Concepts Have Changed

Improving representation of specific underrepresented groups



Creating work environments that are “diverse” in many respects (race/ethnicity, gender, religion, age, disability, sexual orientation, socio-economic status, marital status, geography, etc.)



# The Hiring Challenge

- The law has changed
- The vocabulary has changed
- The concepts have changed

But . . .

- Expected results have not changed

# Expected Results

- Eliminate under representation based on protected status
  - Gender, gender identity
  - Race, color, ethnicity and national origin
  - Disability
  - Sexual orientation

# Expected Results

## **Regulatory Response:\***

- Multi-step EEO & hiring process to promote diversity

\*Title 5, Section 51010 *et seq.*

# Expected Results

- Why Does Diversity Matter to CCDs?
  - Core mission:
    - Serve California's diverse community of learners
    - Provide opportunity for all
    - Prepare students for success in a global society
  - Core belief that a diverse staff creates:
    - Better service
    - Teaching
    - Better educational environment
    - Stronger community

# Developing and Maintaining Institutional Commitment to Diversity\*

\*§ 53024.1.

- **Key premises:**

- Establishing/maintaining a diverse workforce is an on-going process
- Appropriate steps depend on the unique circumstances of each institution

- **Key requirements:**

- Districts shall locally develop & implement indicators of institutional commitment to diversity
- Sustained effort
- No specific steps are mandated
  - unless required by State Chancellor

# Developing and Maintaining Institutional Commitment to Diversity\*

\*§ 53024.1.

## **May include, but not limited to:**

- Conducting campus climate surveys & using this information
- Conducting exit interviews & using this information
- Providing training to employees, students & trustees
  - elimination of bias in hiring and employment,
  - cultural awareness
  - discrimination/harassment prevention
- Maintain programs to support newly-hired employees
- Maintain updated job descriptions and/or job announcements.
- Timely and thoroughly investigate all harassment & discrimination complaints & take appropriate corrective action in all instances where a violation is found.
- Convey in publications and website district commitment to diversity & EEO

# Developing and Maintaining Institutional Commitment to Diversity\*

\*§ 53024.1.

## **May include, but are not limited (con't):**

- Conveying commitment to diversity & inclusion in in district mission statement,
  - Including recognition that a diverse workforce promotes educational goals and values.
- Requiring applicants to demonstrate "sensitivity to diversity" in a manner specific to the position
- Providing EEO/diversity assistance to districts
- Maintaining updated curricula to expand global perspective
- Addressing diversity issues in a transparent and collaborative fashion
- Surveying applicants who decline offers & using the information
- Conducting longitudinal analysis

# Strategies to Promote Diversity

## **Lawful strategies fall into 3 categories:**

- Work culture
- Job definition
- Recruiting/hiring



# Strategies to Promote Diversity: Focus on work culture

- **Why?**
  - to improve applicant pools
  - to improve employee retention

# Strategies to Promote Diversity: Focus on work culture\*

## Understand it:

- Inclusion isn't tolerance
- Inclusion is:
  - Appreciation
  - Curiosity
  - Empathy
  - Enrichment

# Strategies to Promote Diversity: Focus on work culture\*

## Understand it:

- A diverse group of people who function in an inclusive environment have a better capacity for:
  - creativity
  - recognizing alternatives
  - anticipating problems
  - seeing new opportunities
  - respecting each other

# Strategies to Promote Diversity: Focus on work culture

- **Requires:**
  - Leadership
  - Must have visible “buy-in” at the top
    - Boards
    - Chancellors
    - Presidents
  - Institutional commitment – at all levels

# Strategies to Promote Diversity: Rethink Job Definitions

- **Modernize and update by asking:**
  - Should we redefine the job?
  - How do issues of diversity impact this work?
  - What **job-related** criteria value/attract diverse candidates?
  - What **job-related** criteria assess “sensitivity to diversity. . .”

# Strategies to Promote Diversity: Rethink Job Definitions

- For example, in faculty context:
  - Global perspective is consistent with CCD mission
  - Is global perspective evident in how jobs are defined and knowledge/skills required?
  - If not: reexamine curriculum, programs, majors, etc.
- \* Note: this will both improve work culture and diversify pool of qualified candidates.

# Strategies to Promote Diversity: Recruitment

- Recruiting strategies that:
  - Create highly qualified, diverse applicant pools
  - From which you hire the most qualified candidate

# Strategies to Promote Diversity: Recruitment

- Recruiting strategies that work:
  - Screening committee training & best practices
  - Add to (don't replace) traditional avenues
  - Personal connections with career centers
  - Outreach to professional organizations
  - Groom your own students
  - Make district attractive to applicants
  - You are always recruiting and hiring
  - Assume a buyer's market



THANK YOU

# FACILITIES UPDATE

## Board Study Session

MT. SAN ANTONIO COLLEGE // 22 FEBRUARY 2014

### Measure RR Implementation Plan

*The **Mt. SAC Promise** is our commitment to our students and community to provide quality facilities, current technology and a campus environment that fosters innovative instruction and learning well into the 21st century.*

# AGENDA

1. Measure RR Implementation Plan
  - A. Project Timelines/Transitions
  - B. Parking Analysis
  - C. Project Budgets
  - D. Scenarios for Series C-RR
2. Measure RRR/Future Projects 2018???





**RULES OF CONDUCT**

- Respect Each Person
- Share Responsibility
- Challenge Each Other, Not People
- Keep An Open Mind
- Question and Participate
- Be On Time and Stay in the Meeting
- Listen - Listen - Listen
- Be Brief and to the Point
- Don't Preach To the Choir
- Help Stay on Track, Use Parking Lot
- No Park in the Room
- Spelling Does Not Count
- Share in Mutual Cooperation
- Trust Papers & Cell Phones!

# Planning

a campus that works



FACILITIES UPDATE

# Measure RR Implementation Plan

# MEASURE RR HISTORY

- Measure RR was approved overwhelmingly (70%) by voters on November 5, 2008 during the area's worst economic recession.
- Measure RR is expected to generate \$353 million in bond funding.
- Measure RR is an extension of Measure R, a \$221-million bond that was passed by local voters in 2001.
- \$65M of Measure RR Bond Anticipation Notes (BAN) were issued in 2010 to continue progress on the *Mt. SAC Promise*.



# MASTER PLAN CAMPUS ZONING

Agricultural Zone

Primary Educational Zone

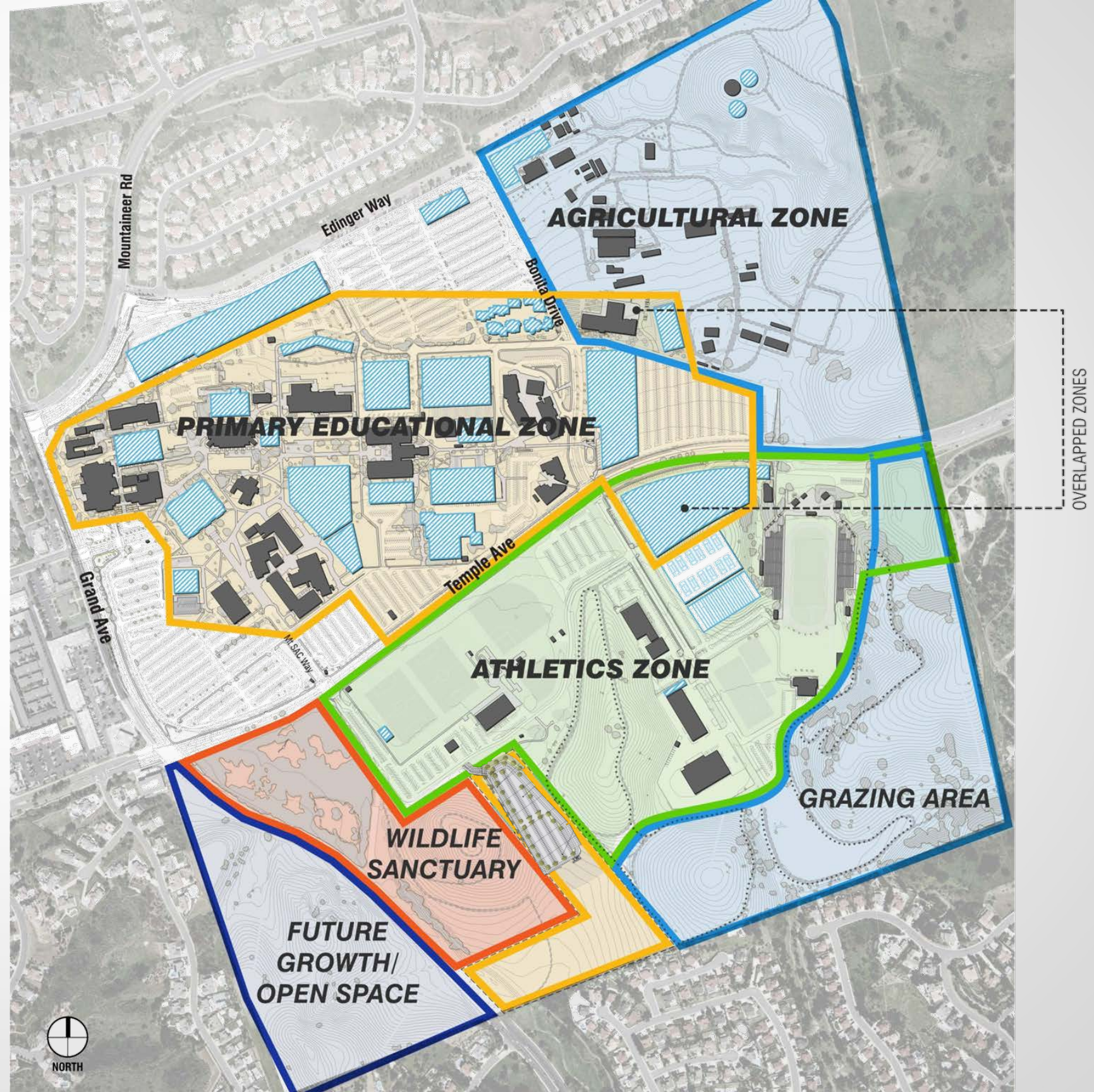
Athletics Zone

Wildlife Sanctuary

Future Growth/Open Space

## NOTE:

Overlapping zones are shown to bridge the parking lots and roads that separate them.





FACILITIES UPDATE

# Project Timelines/Transitions



# EXISTING CAMPUS



# 1

## SPRING 2014

### Campus Assignable Square Footage ( ASF):

The measure of “usable” square footage in a given facility

– lecture, lab, offices, library, instructional media, etc.

Initial (98 buildings) ASF = 1,047,647

Permanent Building (37 buildings) ASF = 632,699

Buildings to be Renovated (15 buildings) ASF = 223,284

Temporary Building (26 buildings) ASF = 38,981

Buildings to be Demolished (20 buildings) ASF = 152,683

### Campus Gross Square Footage (GSF):

The sum of all floor areas of all campus buildings, based

on exterior dimensions.

Initial (98 buildings) GSF = 1,520,609

### Parking Effects:

Needed Spaces = 7,086

Initial Available Spaces = 7,911



# 1

## SPRING 2014

### Demolition:

- Building 16 (Social Sciences)

**Campus ASF:**  
Initial ASF = 1,047,647  
Remove ASF = 7,801  
New ASF = 1,039,846

**Parking Effects:**  
Needed Spaces = 7,086  
Initial Available Spaces = 7,911



# 1

## SPRING 2014

### Demolition:

- Building 16 (Social Sciences)

### Design:

- N. Campus Parking Structure (50%)

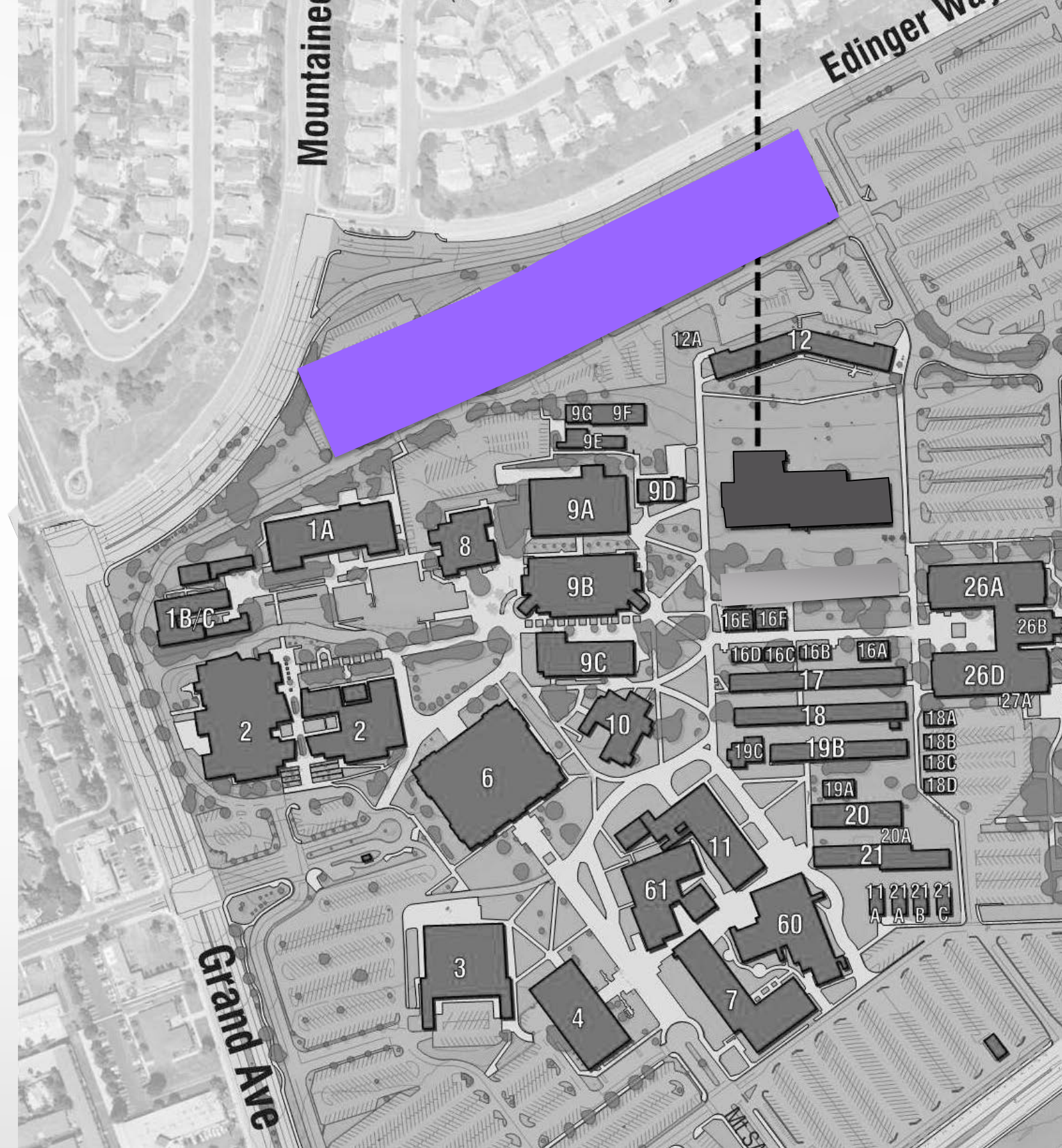
### Campus ASF:

ASF = 1,039,846

### Parking Effects:

Needed Spaces = 7,086

Initial Available Spaces = 7,911



# 1

## SPRING 2014

### Demolition:

- Building 16 (Social Sciences)

### Design:

- N. Campus Parking Structure
- **Business + Computer Technology (50%)**

**Campus ASF:**

ASF = 1,039,846

### Parking Effects:

Needed Spaces = 7,086

Initial Available Spaces = 7,911



# 1

## SPRING 2014

### Demolition:

- Building 16 (Social Sciences)

### Design:

- N. Campus Parking Structure
- Business + Computer Technology
- **Athletics Complex East (50%)**

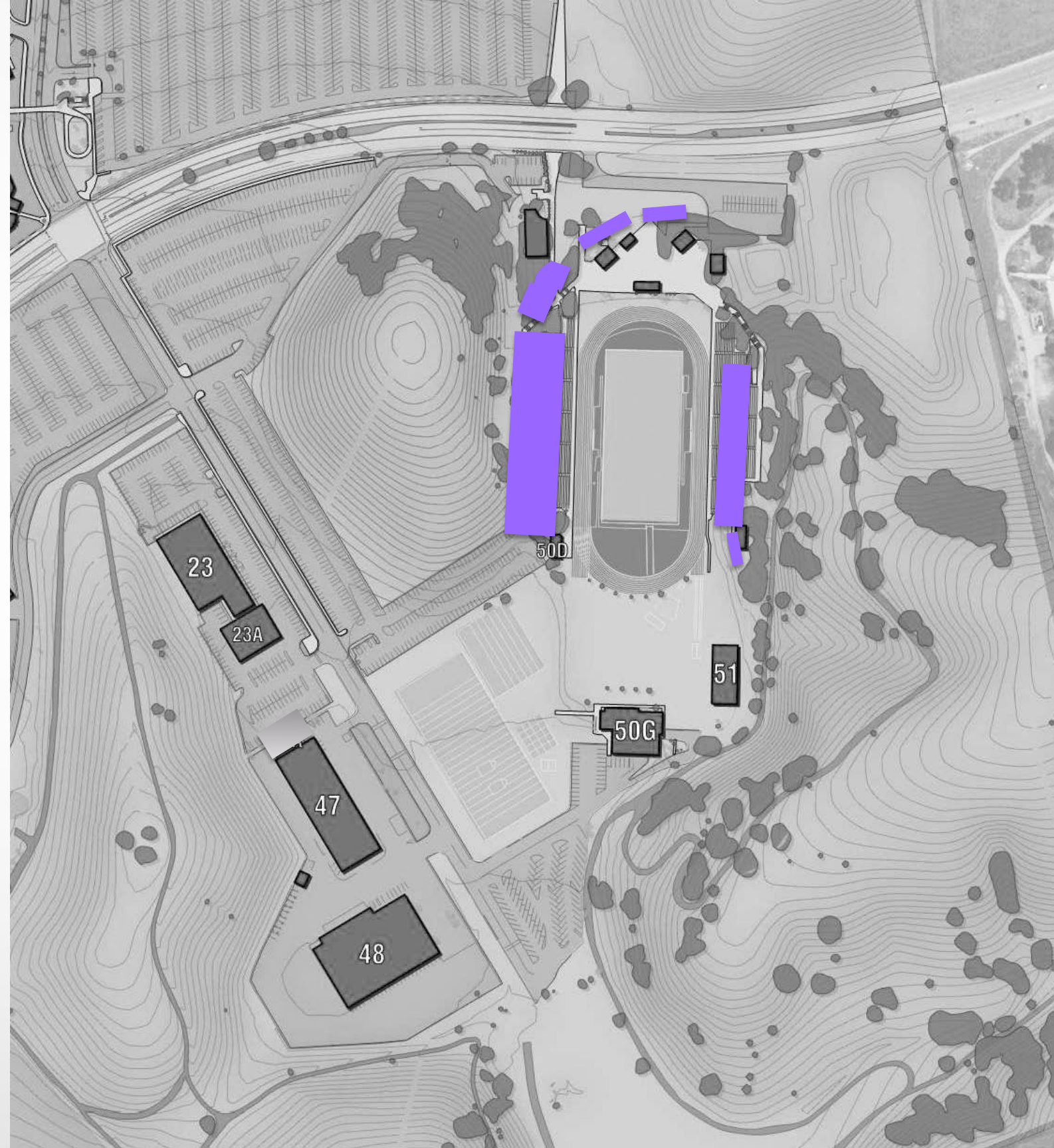
**Campus ASF:**

ASF = 1,039,846

### Parking Effects:

Needed Spaces = 7,086

Initial Available Spaces = 7,911



# 1

## SPRING 2014

### Demolition:

- Building 16 (Social Sciences)

### Design:

- N. Campus Parking Structure
- Business + Computer Technology
- Athletics Complex East
- **West Parcel Site Improvements (50%)**

### Campus ASF:

ASF = 1,039,846

### Parking Effects:

Needed Spaces = 7,086

Initial Available Spaces = 7,911



# 1

## SPRING 2014

### Demolition:

- Building 16 (Social Sciences)

### Design:

- N. Campus Parking Structure
- Business + Computer Technology
- Athletics Complex East
- West Parcel Site Improvements

### DSA/Bid/Award:

- S. Campus Site Improvements (100%)

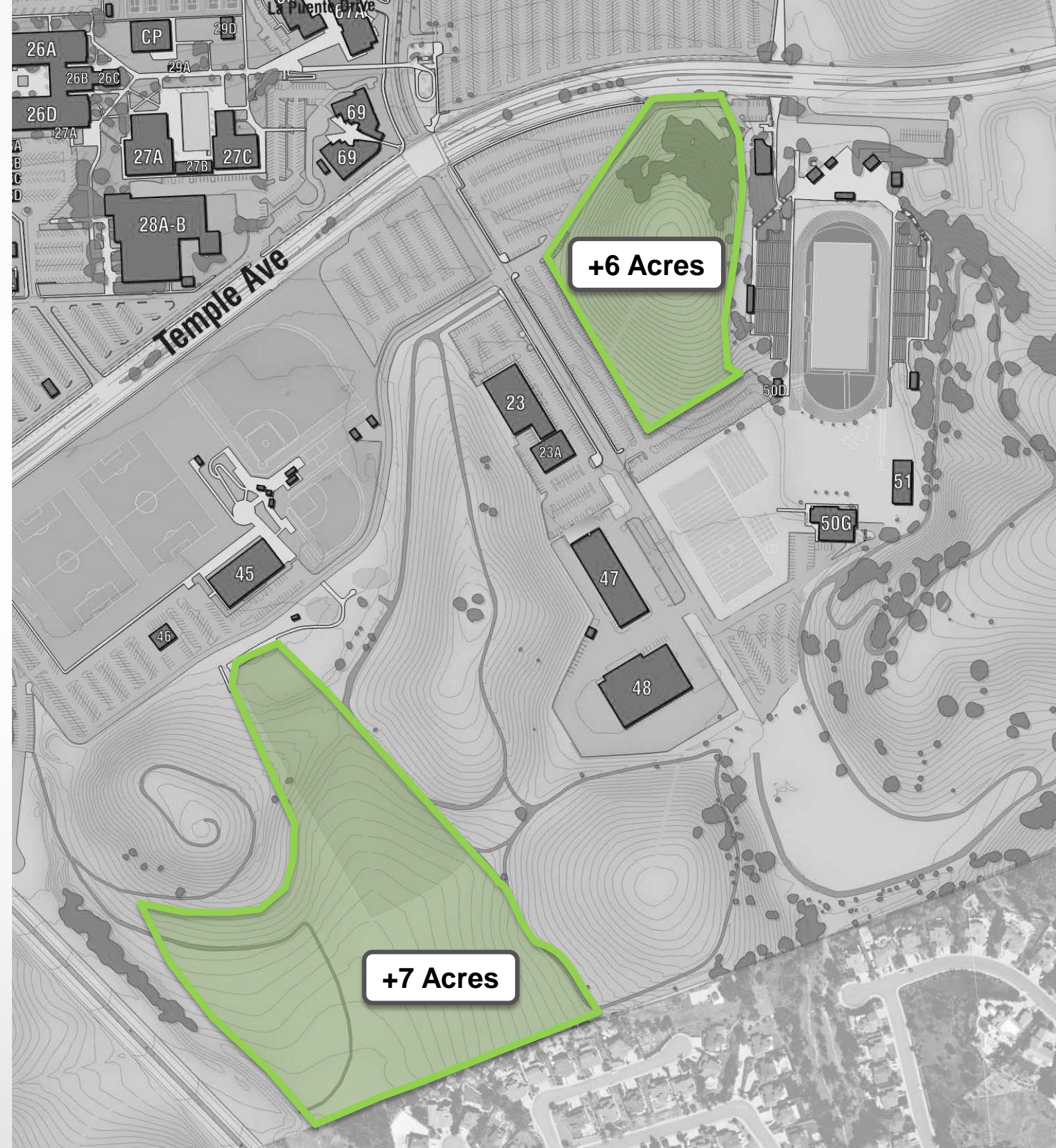
### Campus ASF:

ASF = 1,039,846

### Parking Effects:

Needed Spaces = 7,086

Initial Available Spaces = 7,911





# 1

## SPRING 2014

### Demolition:

- Building 16 (Social Sciences)

### Design:

- N. Campus Parking Structure
- Business + Computer Technology
- Athletics Complex East
- West Parcel Site Improvements

### DSA/Bid/Award:

- S. Campus Site Improvements
- Food Services Building (100%)

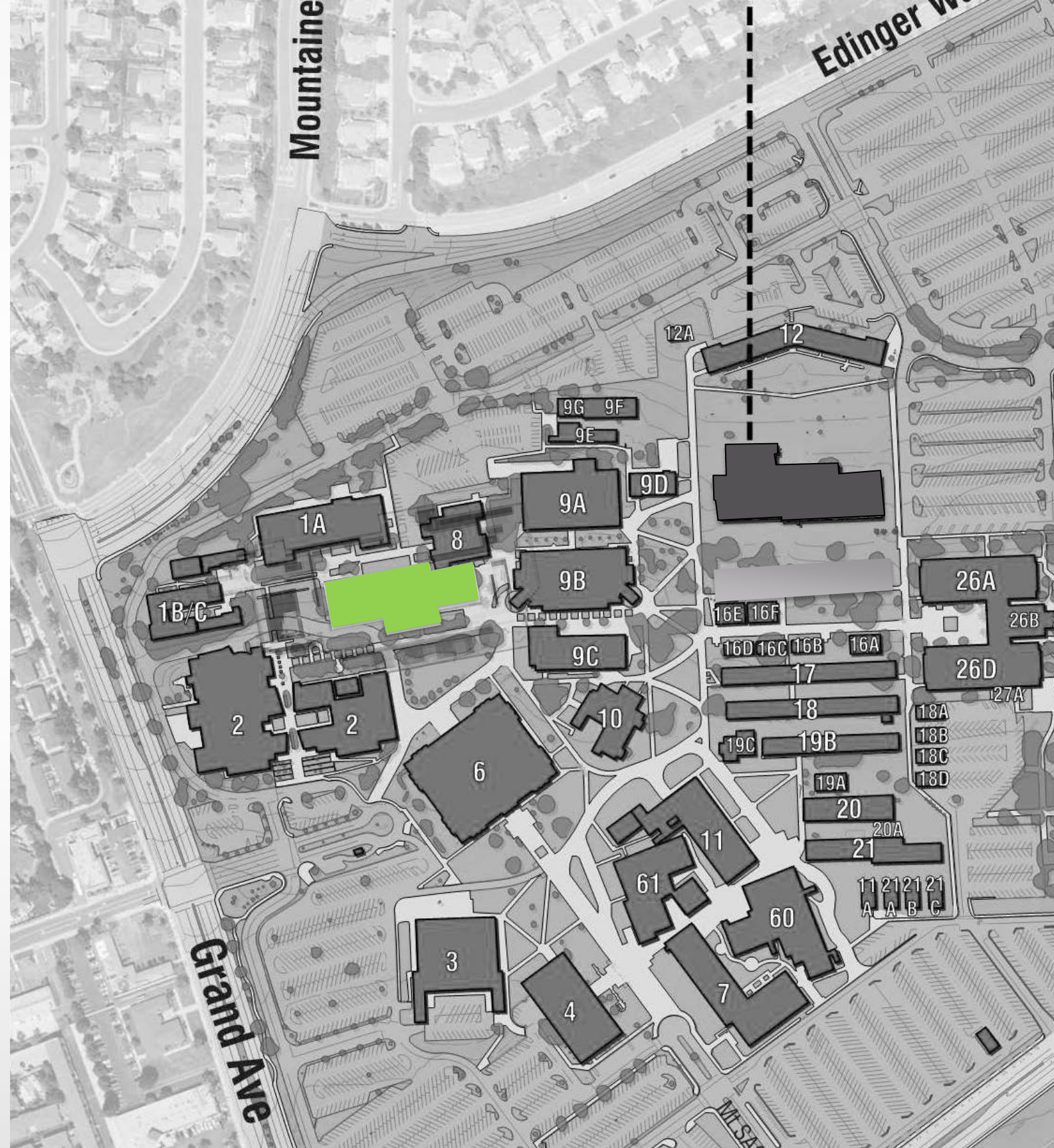
### Campus ASF:

ASF = 1,039,846

### Parking Effects:

Needed Spaces = 7,086

Initial Available Spaces = 7,911



# 1

## SPRING 2014

### Demolition:

- Building 16 (Social Sciences)

### Design:

- N. Campus Parking Structure
- Business + Computer Technology
- Athletics Complex East
- West Parcel Site Improvements

### DSA/Bid/Award:

- S. Campus Site Improvements
- Food Services Building
- Student Success Center (100%)


### Campus ASF:

ASF = 1,039,846

### Parking Effects:

Needed Spaces = 7,086

Initial Available Spaces = 7,911



# 1

## SPRING 2014

### Demolition:

- Building 16 (Social Sciences)

### Design:

- N. Campus Parking Structure
- Business + Computer Technology
- Athletics Complex East
- West Parcel Site Improvements

### DSA/Bid/Award:

- S. Campus Site Improvements
- Food Services Building
- Student Success Center

### Campus ASF:

ASF = 1,039,846

### Construction:

- Building 12 Remodel (75%)

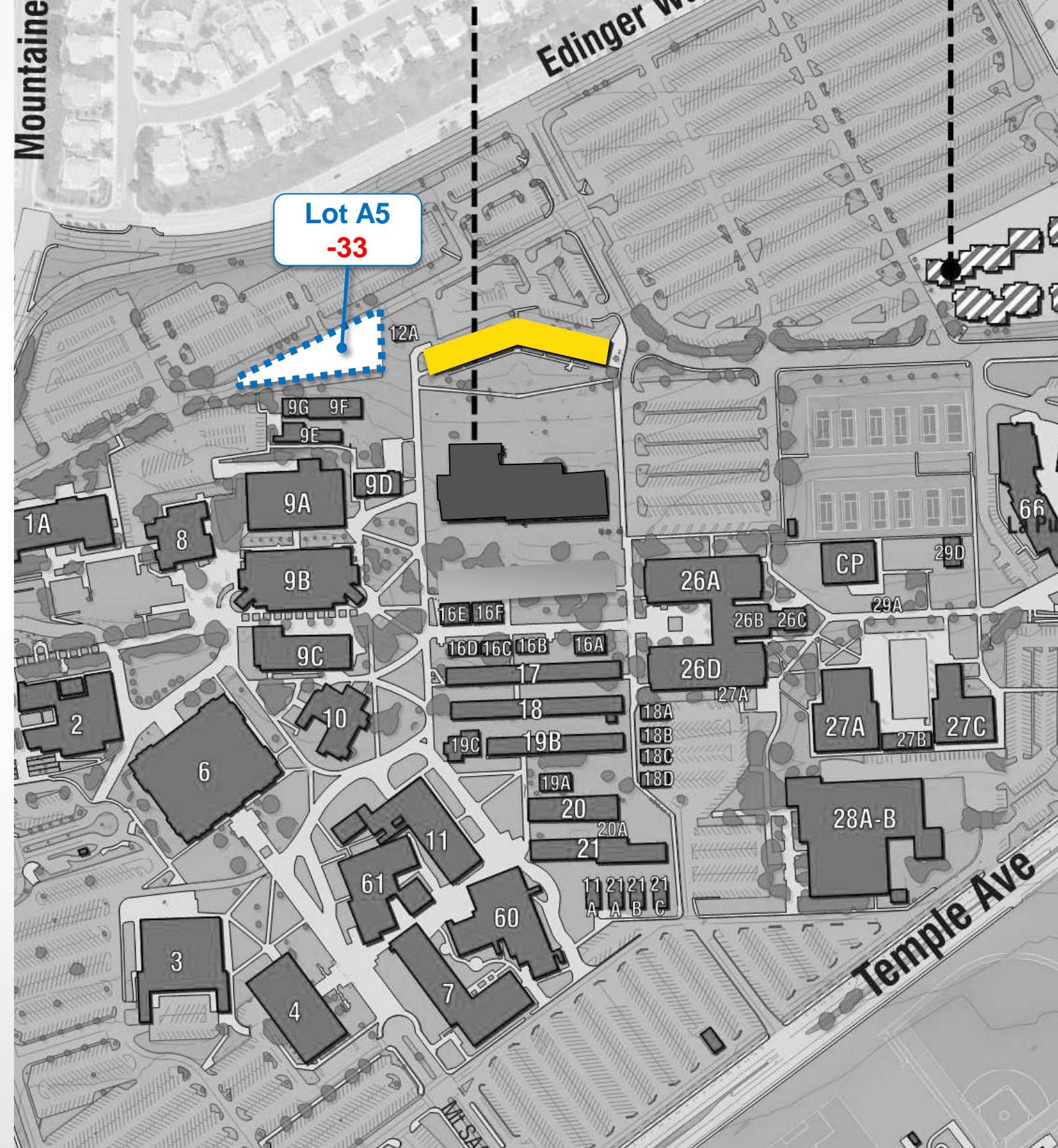
### Parking Effects:

Needed Spaces = 7,086

Initial Available Spaces = 7,911

Removed Spaces = 33

New Available Spaces = 7,878



# 1

## SPRING 2014

### Demolition:

- Building 16 (Social Sciences)

### Design:

- N. Campus Parking Structure
- Business + Computer Technology
- Athletics Complex East
- West Parcel Site Improvements

### DSA/Bid/Award:

- S. Campus Site Improvements
- Food Services Building
- Student Success Center

### Campus ASF:

ASF = 1,039,846

### Construction:

- Building 12 Remodel
- Emergency Operations Center (75%)

### Parking Effects:

Needed Spaces = 7,086

Available Spaces = 7,878



# 1

## SPRING 2014

### Demolition:

- Building 16 (Social Sciences)

### Design:

- N. Campus Parking Structure
- Business + Computer Technology
- Athletics Complex East
- West Parcel Site Improvements

### DSA/Bid/Award:

- S. Campus Site Improvements
- Food Services Building
- Student Success Center

### Campus ASF:

ASF = 1,039,846

Added ASF = 25,707

New ASF = 1,065,553

### Construction:

- Building 12 Remodel
- Emergency Operations Center

### Commission/Opens:

- Child Development Complex

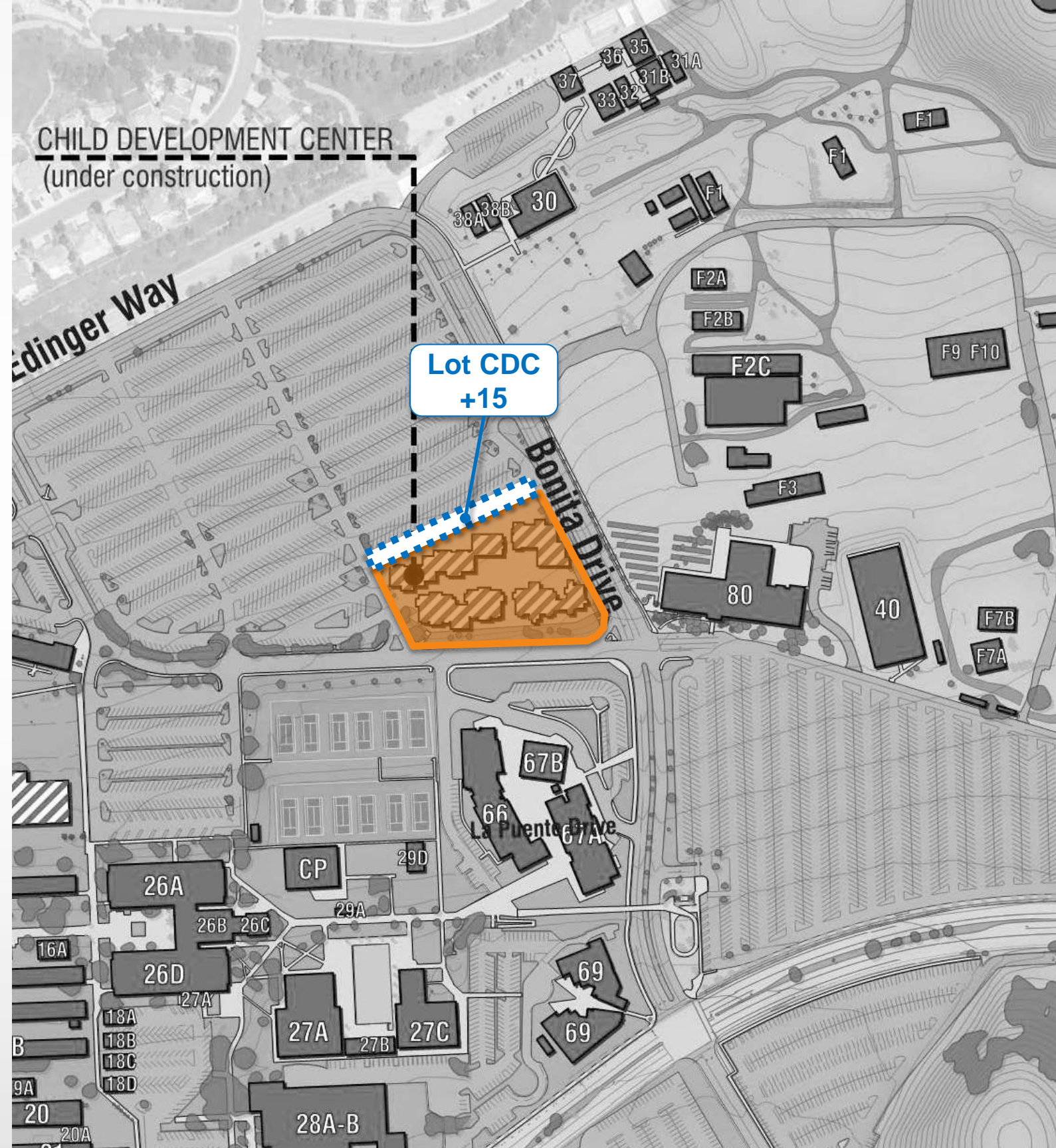
### Parking Effects:

Needed Spaces = 7,086

Available Spaces = 7,878

Added Spaces = 15

New Available Spaces = 7,893



# 1

## SPRING 2014

### Demolition:

- Building 16 (Social Sciences)

### Design:

- N. Campus Parking Structure
- Business + Computer Technology
- Athletics Complex East
- West Parcel Site Improvements

### DSA/Bid/Award:

- S. Campus Site Improvements
- Food Services Building
- Student Success Center

### Campus ASF:

ASF = 1,065,553

### Construction:

- Building 12 Remodel
- Emergency Operations Center

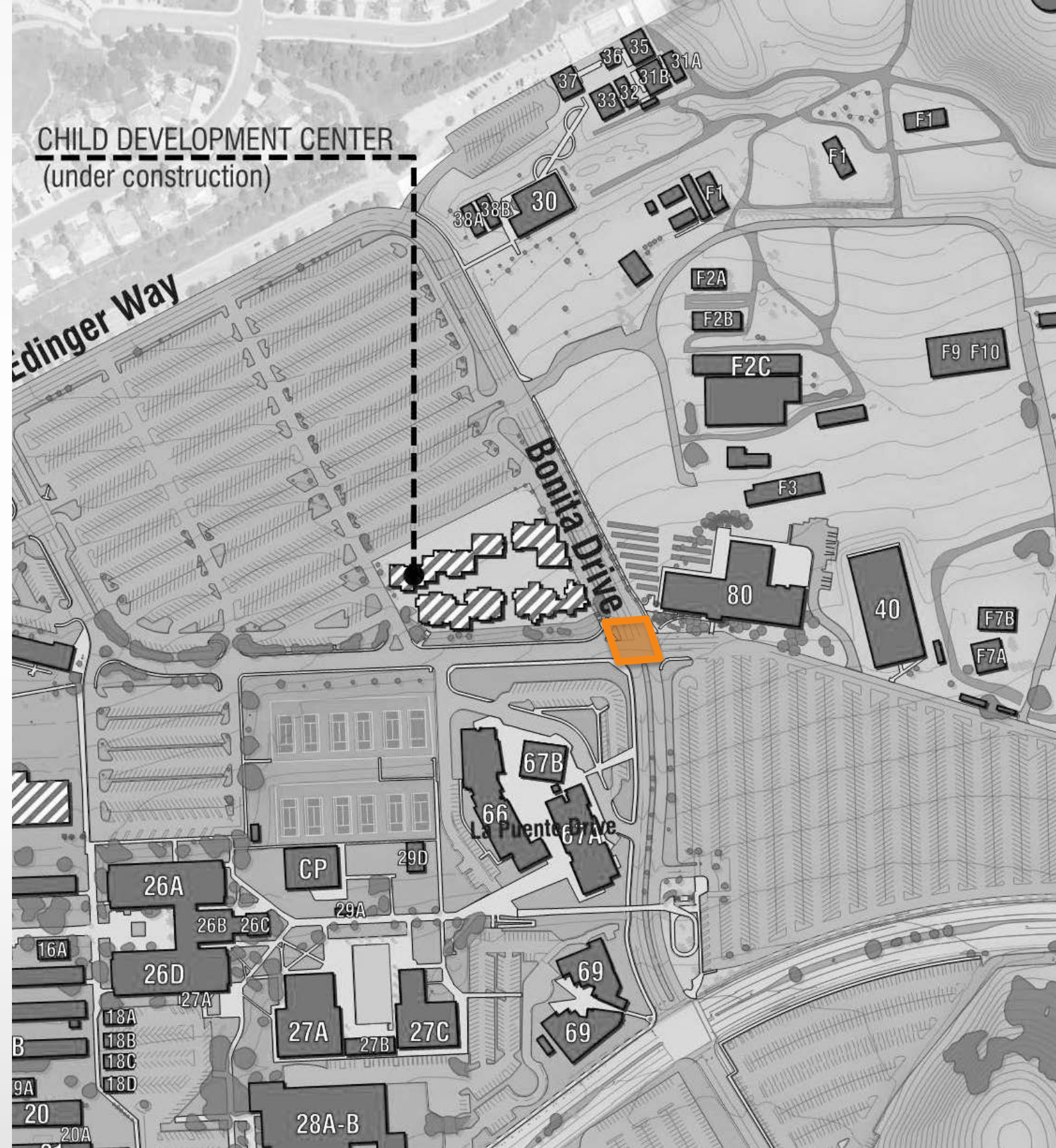
### Commission/Opens:

- Child Development Complex
- **Bonita/Walnut Traffic Signal**

### Parking Effects:

Needed Spaces = 7,086

Available Spaces = 7,893



# 1

## SPRING 2014

### Demolition:

- Building 16 (Social Sciences)

### Design:

- N. Campus Parking Structure
- Business + Computer Technology
- Athletics Complex East
- West Parcel Site Improvements

### DSA/Bid/Award:

- S. Campus Site Improvements
- Food Services Building
- Student Success Center

### Campus ASF:

Initial ASF = 1,047,647

Remove ASF = 7,801

Add ASF = 25,707

Final ASF = 1,065,553

### Construction:

- Building 12 Remodel
- Emergency Operations Center

### Commission/Opens:

- Child Development Complex
- Bonita/Walnut Traffic Signal

### Parking Effects:

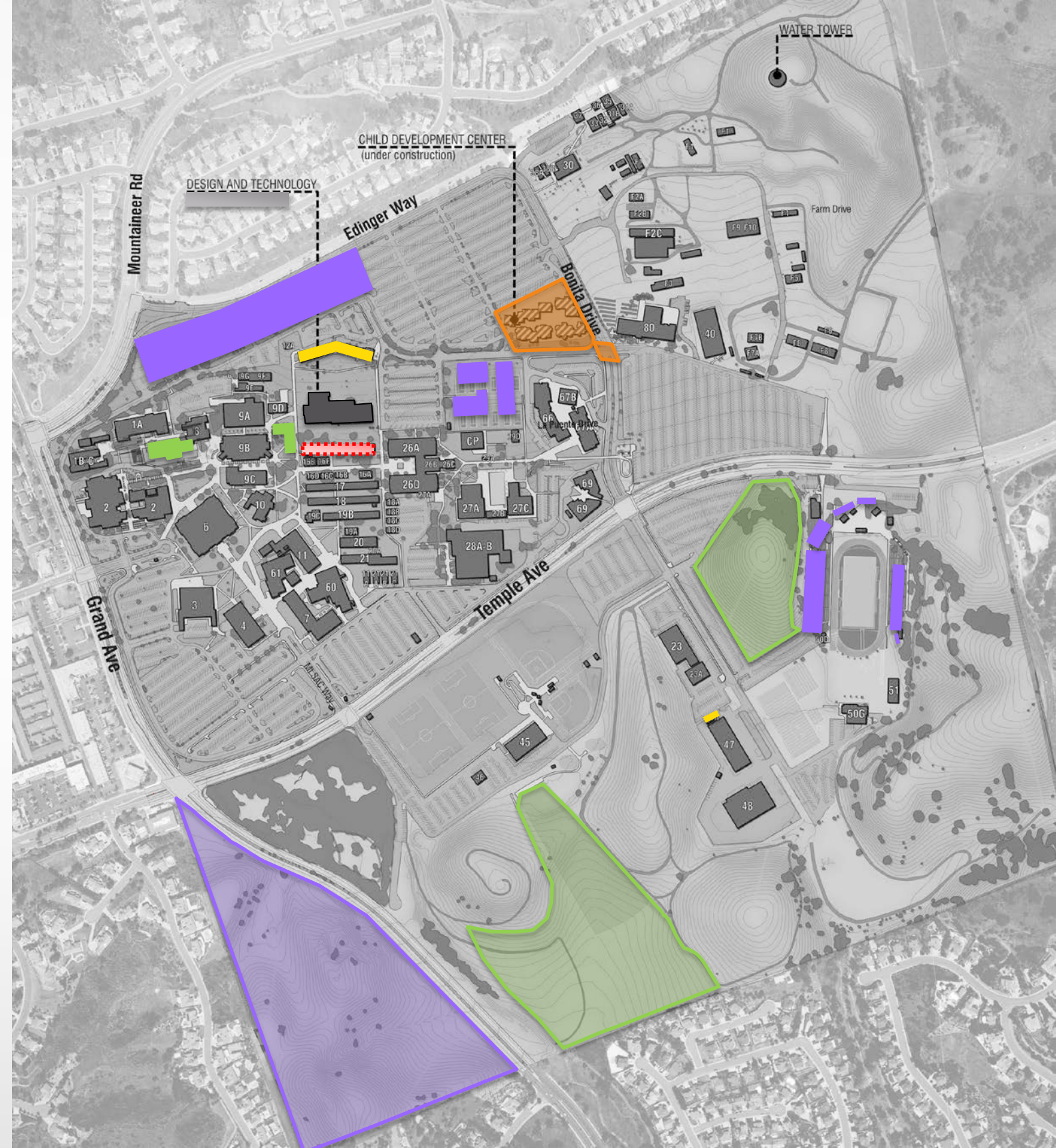
Needed Spaces = 7,086

Initial Available Spaces = 7,911

Removed Spaces = 33

Added Spaces = 15

Final Available Spaces = 7,893



# 2

## SUMMER 2014

**Campus ASF:**  
Initial ASF = 1,065,553

**Parking Effects:**  
Needed Spaces = 7,086  
Initial Available Spaces = 7,893





# 2

## SUMMER 2014

### Demolition:

- Building 9E (old CDC)
- Building 9F (old CDC)
- Building 9G (old CDC)
- Building 29A (Bungalow)

### Campus ASF:

Initial ASF = 1,065,553

Remove ASF = 2,850

Remove ASF = 2,906

Remove ASF = 2,430


Remove ASF = 1,416

New ASF = 1,055,951

### Parking Effects:

Needed Spaces = 7,086

Initial Available Spaces = 7,893



# 2

## SUMMER 2014

### Demolition:

- Building 9E (old CDC)
- Building 9F (old CDC)
- Building 9G (old CDC)
- Building 29A (Bungalow)

### Design:

- N. Campus Parking Structure (100%)

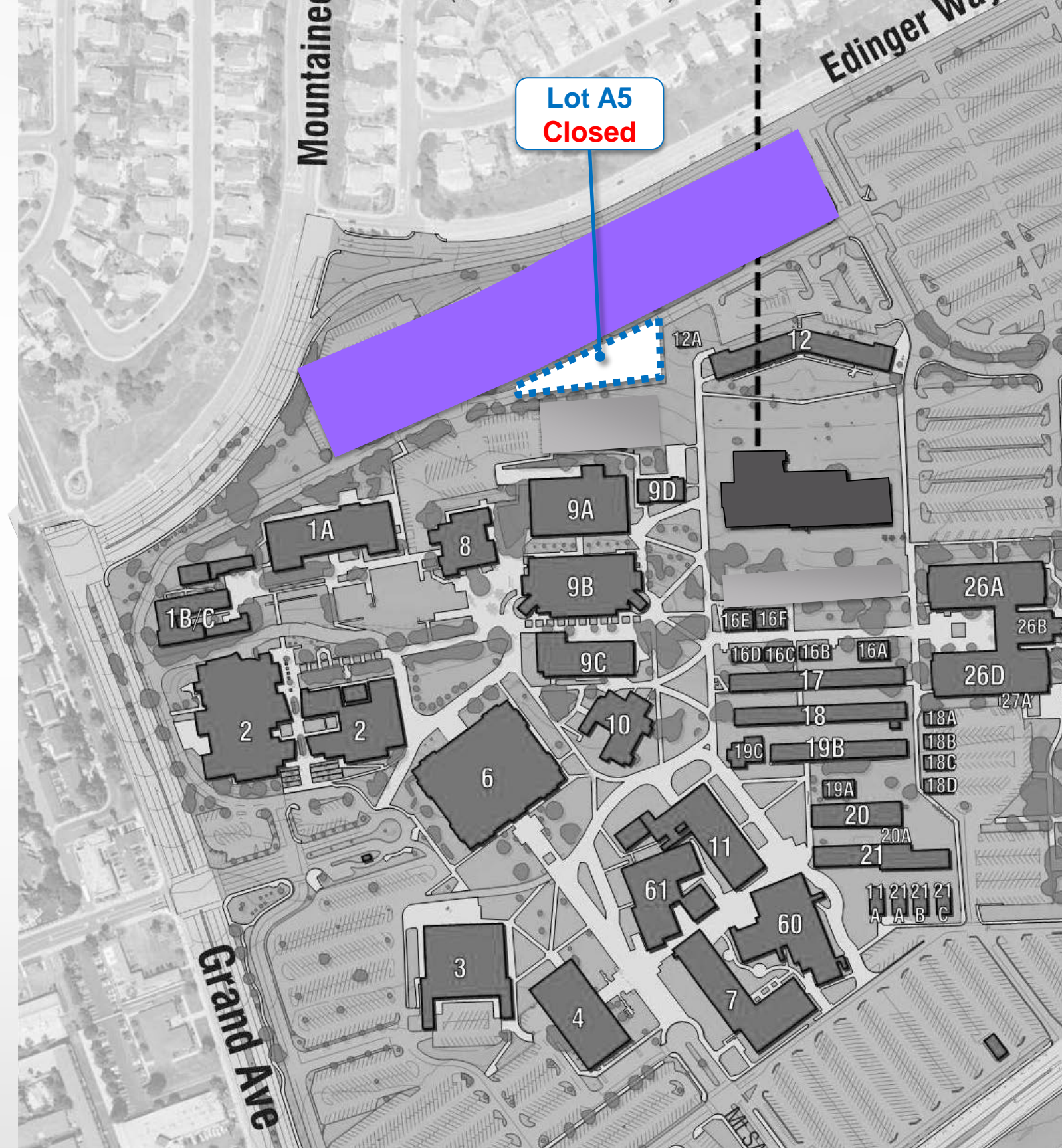
**Campus ASF:**

ASF = 1,055,951

### Parking Effects:

Needed Spaces = 7,086

Initial Available Spaces = 7,893



# 2

## SUMMER 2014

### Demolition:

- Building 9E (old CDC)
- Building 9F (old CDC)
- Building 9G (old CDC)
- Building 29A (Bungalow)

### Design:

- N. Campus Parking Structure
- Thermal Energy Storage Tank (100%)

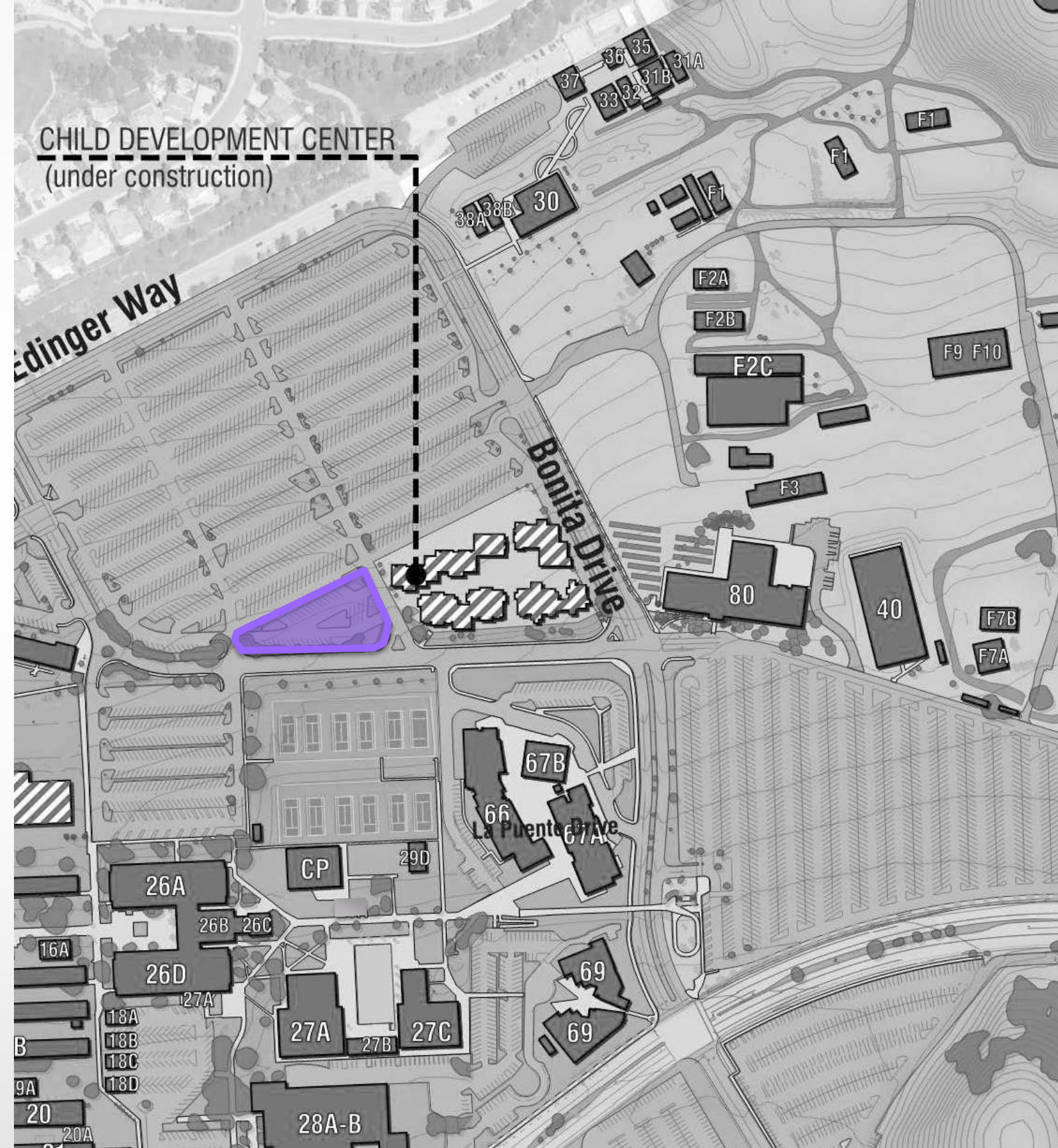
**Campus ASF:**

ASF = 1,055,951

### Parking Effects:

Needed Spaces = 7,086

Initial Available Spaces = 7,893



# 2

## SUMMER 2014

### Demolition:

- Building 9E (old CDC)
- Building 9F (old CDC)
- Building 9G (old CDC)
- Building 29A (Bungalow)

### Design:

- N. Campus Parking Structure
- Thermal Energy Storage Tank
- **Business + Computer Technology (100%)**

### Campus ASF:

ASF = 1,055,951

### Parking Effects:

Needed Spaces = 7,086

Initial Available Spaces = 7,893



# 2

## SUMMER 2014

### Demolition:

- Building 9E (old CDC)
- Building 9F (old CDC)
- Building 9G (old CDC)
- Building 29A (Bungalow)

### Design:

- N. Campus Parking Structure
- Thermal Energy Storage Tank
- Business + Computer Technology
- **Athletics Complex East (100%)**

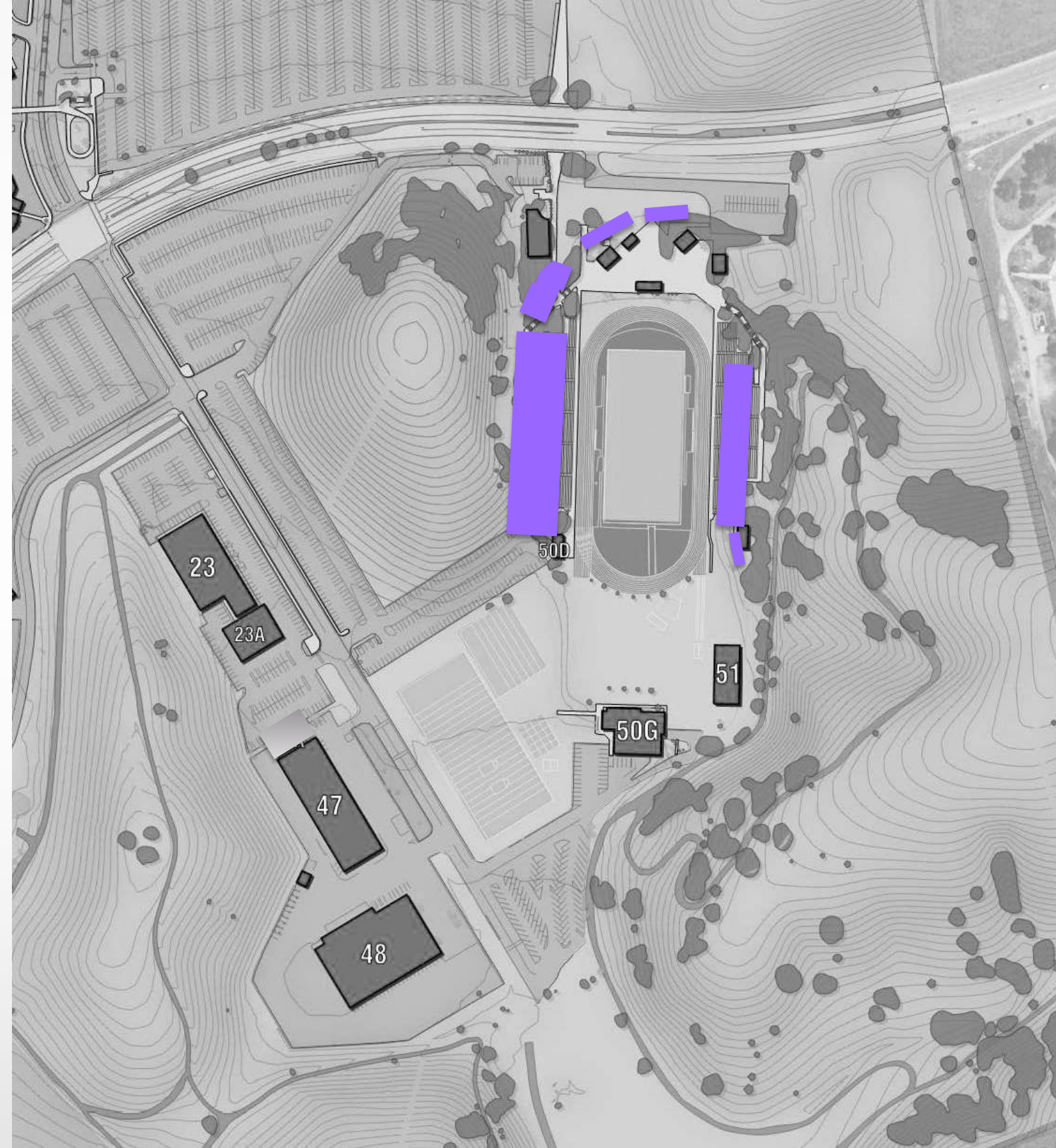
### Campus ASF:

ASF = 1,055,951

### Parking Effects:

Needed Spaces = 7,086

Initial Available Spaces = 7,893



# 2

## SUMMER 2014

### Demolition:

- Building 9E (old CDC)
- Building 9F (old CDC)
- Building 9G (old CDC)
- Building 29A (Bungalow)

### Design:

- N. Campus Parking Structure
- Thermal Energy Storage Tank
- Business + Computer Technology
- Athletics Complex East
- **West Parcel Site Improvements (100%)**

### Campus ASF:

ASF = 1,055,951

### Parking Effects:

Needed Spaces = 7,086

Initial Available Spaces = 7,893



# 2

## SUMMER 2014

### Demolition:

- Building 9E (old CDC)
- Building 9F (old CDC)
- Building 9G (old CDC)
- Building 29A (Bungalow)

### Design:

- N. Campus Parking Structure
- Thermal Energy Storage Tank
- Business + Computer Technology
- Athletics Complex East
- West Parcel Site Improvements
- **(2) Water Wells (100%)**

### Campus ASF:

ASF = 1,055,951

**Parking Effects:**  
Needed Spaces = 7,086  
Initial Available Spaces = 7,893



# 2

## SUMMER 2014

### Campus ASF:

ASF = 1,055,951

### Demolition:

- Building 9E (old CDC)
- Building 9F (old CDC)
- Building 9G (old CDC)
- Building 29A (Bungalow)

### Design:

- N. Campus Parking Structure
- Thermal Energy Storage Tank
- Business + Computer Technology
- Athletics Complex East
- West Parcel Site Improvements
- (2) Water Wells

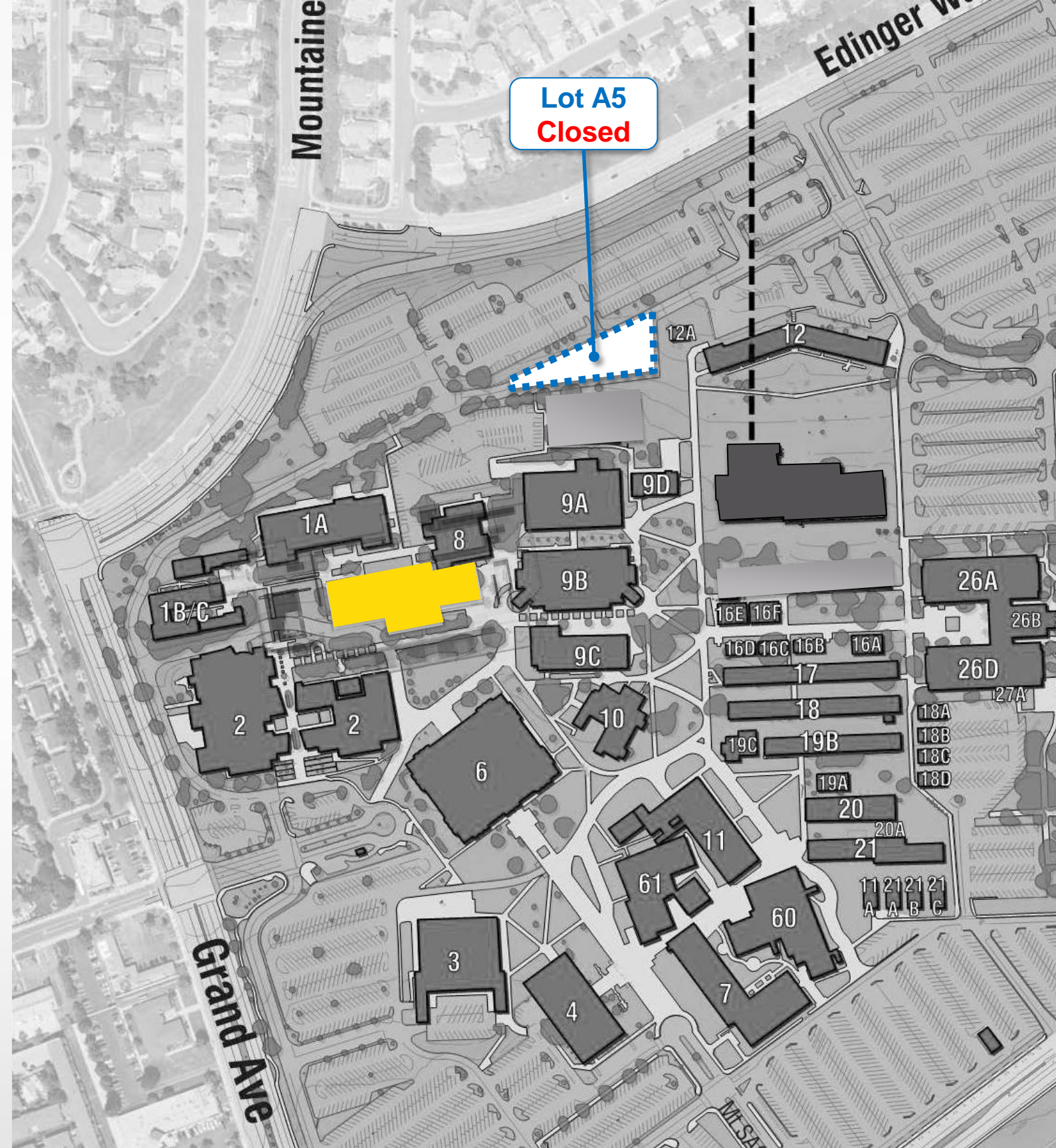
### Construction:

- Food Services Building (25%)

### Parking Effects:

Needed Spaces = 7,086

Initial Available Spaces = 7,893





# 2

## SUMMER 2014

### Campus ASF:

ASF = 1,055,951

### Demolition:

- Building 9E (old CDC)
- Building 9F (old CDC)
- Building 9G (old CDC)
- Building 29A (Bungalow)

### Design:

- N. Campus Parking Structure
- Thermal Energy Storage Tank
- Business + Computer Technology
- Athletics Complex East
- West Parcel Site Improvements
- (2) Water Wells

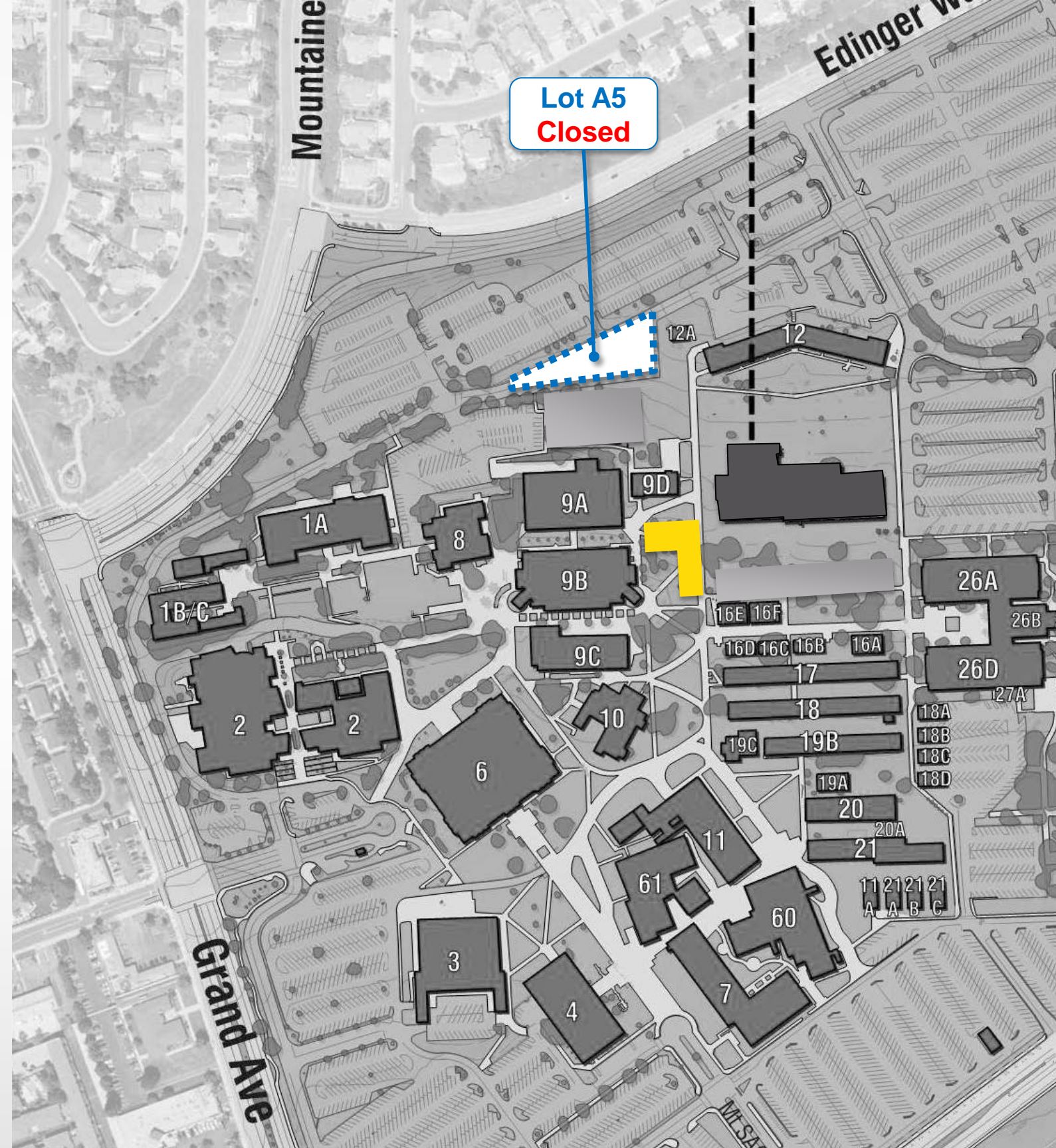
### Construction:

- Food Services Building
- **Student Success Center (25%)**

### Parking Effects:

Needed Spaces = 7,086

Initial Available Spaces = 7,893



# 2

## SUMMER 2014

### Demolition:

- Building 9E (old CDC)
- Building 9F (old CDC)
- Building 9G (old CDC)
- Building 29A (Bungalow)

### Design:

- N. Campus Parking Structure
- Thermal Energy Storage Tank
- Business + Computer Technology
- Athletics Complex East
- West Parcel Site Improvements
- (2) Water Wells

### Campus ASF:

ASF = 1,055,951

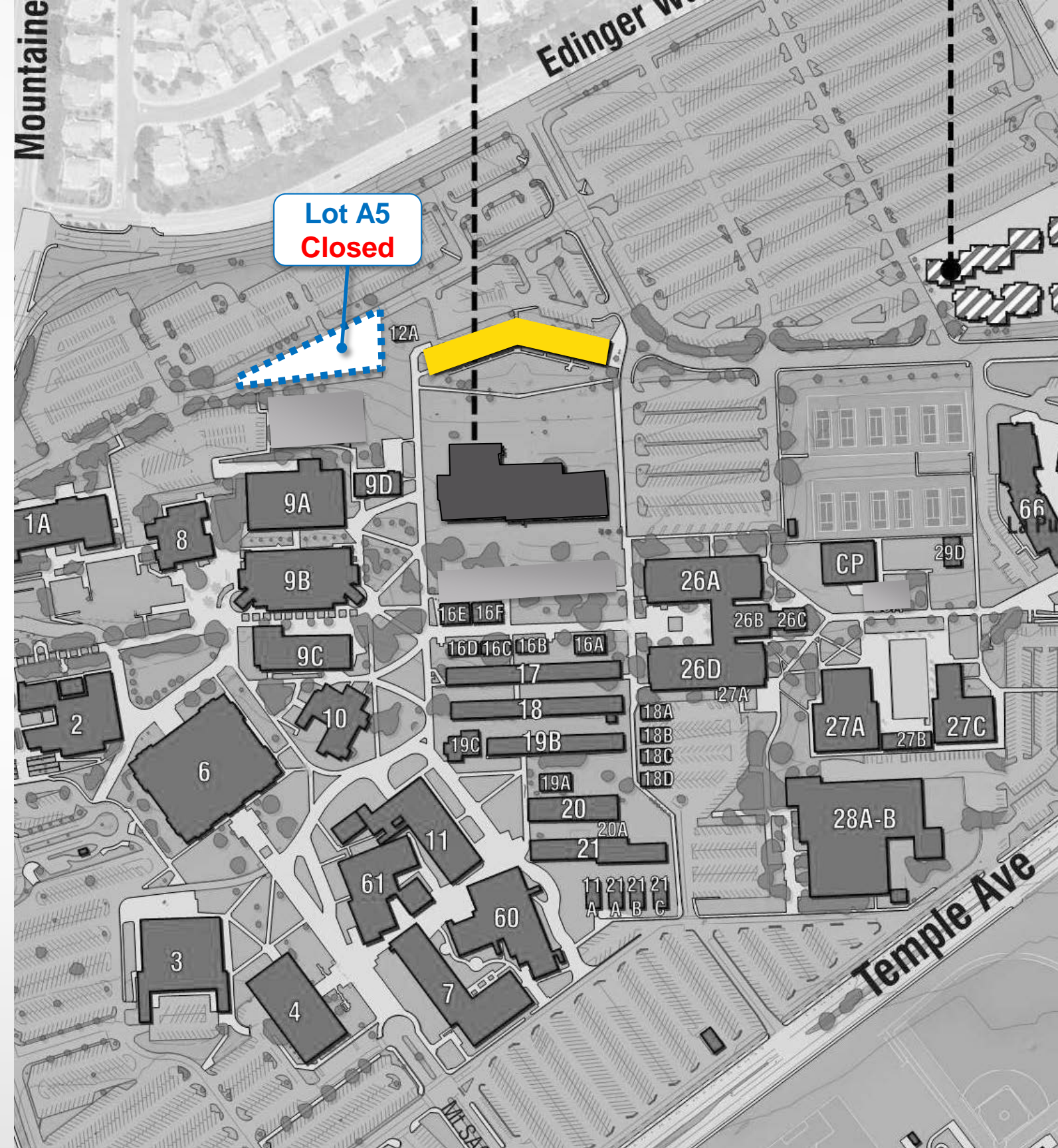
### Construction:

- Food Services Building
- Student Success Center
- **Building 12 Remodel (100%)**

### Parking Effects:

Needed Spaces = 7,086

Initial Available Spaces = 7,893



# 2

## SUMMER 2014

### Demolition:

- Building 9E (old CDC)
- Building 9F (old CDC)
- Building 9G (old CDC)
- Building 29A (Bungalow)

### Design:

- N. Campus Parking Structure
- Thermal Energy Storage Tank
- Business + Computer Technology
- Athletics Complex East
- West Parcel Site Improvements
- (2) Water Wells

### Campus ASF:

ASF = 1,055,951

### Construction:

- Food Services Building
- Student Success Center
- Building 12 Remodel
- **Emergency Operations Center (100%)**

### Parking Effects:

Needed Spaces = 7,086

Initial Available Spaces = 7,893



# 2

## SUMMER 2014

### Demolition:

- Building 9E (old CDC)
- Building 9F (old CDC)
- Building 9G (old CDC)
- Building 29A (Bungalow)

### Design:

- N. Campus Parking Structure
- Thermal Energy Storage Tank
- Business + Computer Technology
- Athletics Complex East
- West Parcel Site Improvements
- (2) Water Wells

### Campus ASF:

ASF = 1,055,951

### Construction:

- Food Services Building
- Student Success Center
- Building 12 Remodel
- Emergency Operations Center
- **S. Campus Site Improvements (100%)**

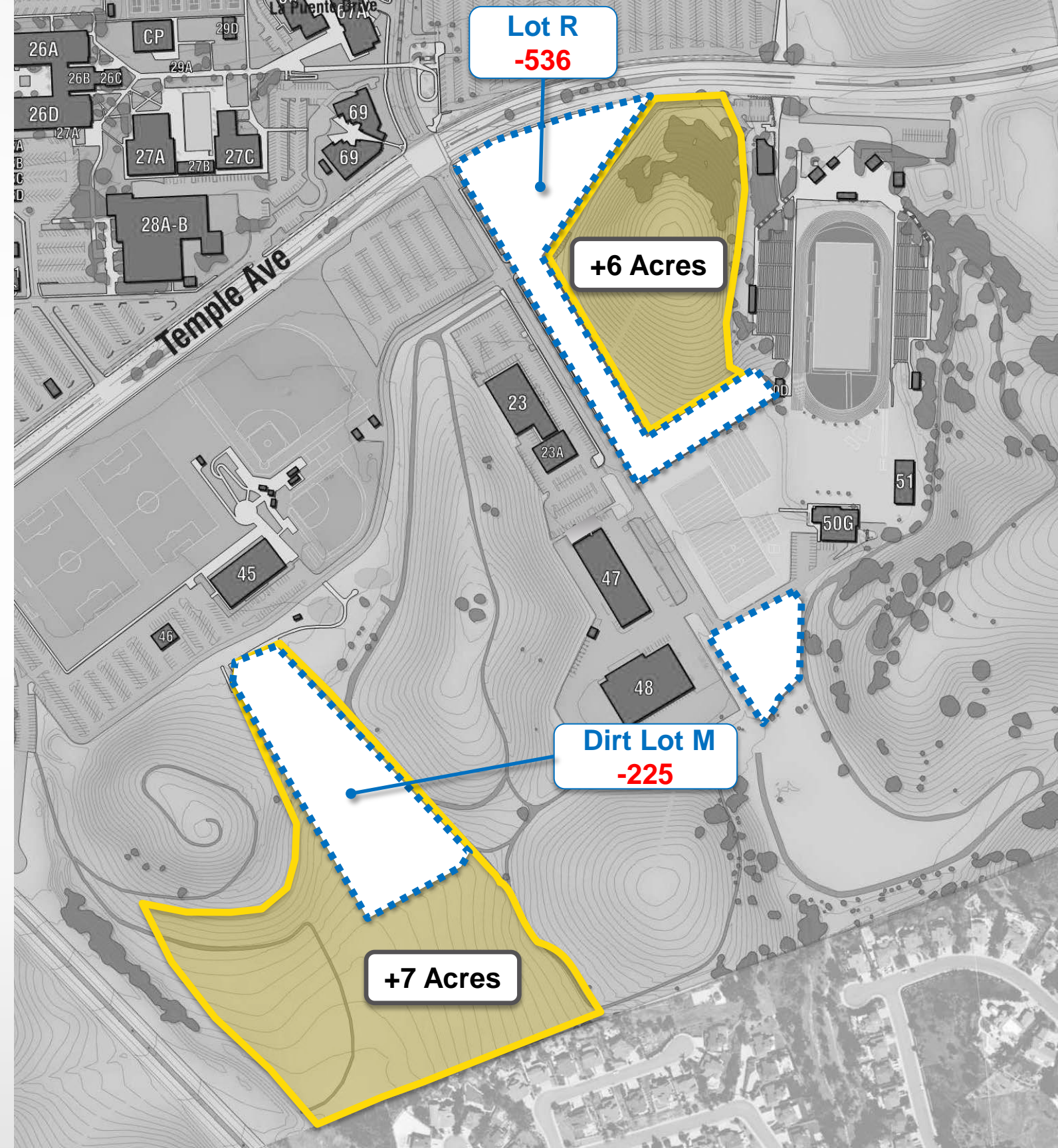
### Parking Effects:

Needed Spaces = 7,086

Initial Available Spaces = 7,893

Removed Spaces = 761

New Available Spaces = 7,132



# 2

## SUMMER 2014

### Demolition:

- Building 9E (old CDC)
- Building 9F (old CDC)
- Building 9G (old CDC)
- Building 29A (Bungalow)

### Design:

- N. Campus Parking Structure
- Thermal Energy Storage Tank
- Business + Computer Technology
- Athletics Complex East
- West Parcel Site Improvements
- (2) Water Wells

### Campus ASF:

Initial ASF = 1,065,553

Remove ASF = 9,602

Final ASF = 1,055,951

### Construction:

- Food Services Building
- Student Success Center
- Building 12 Remodel
- Emergency Operations Center
- S. Campus Site Improvements

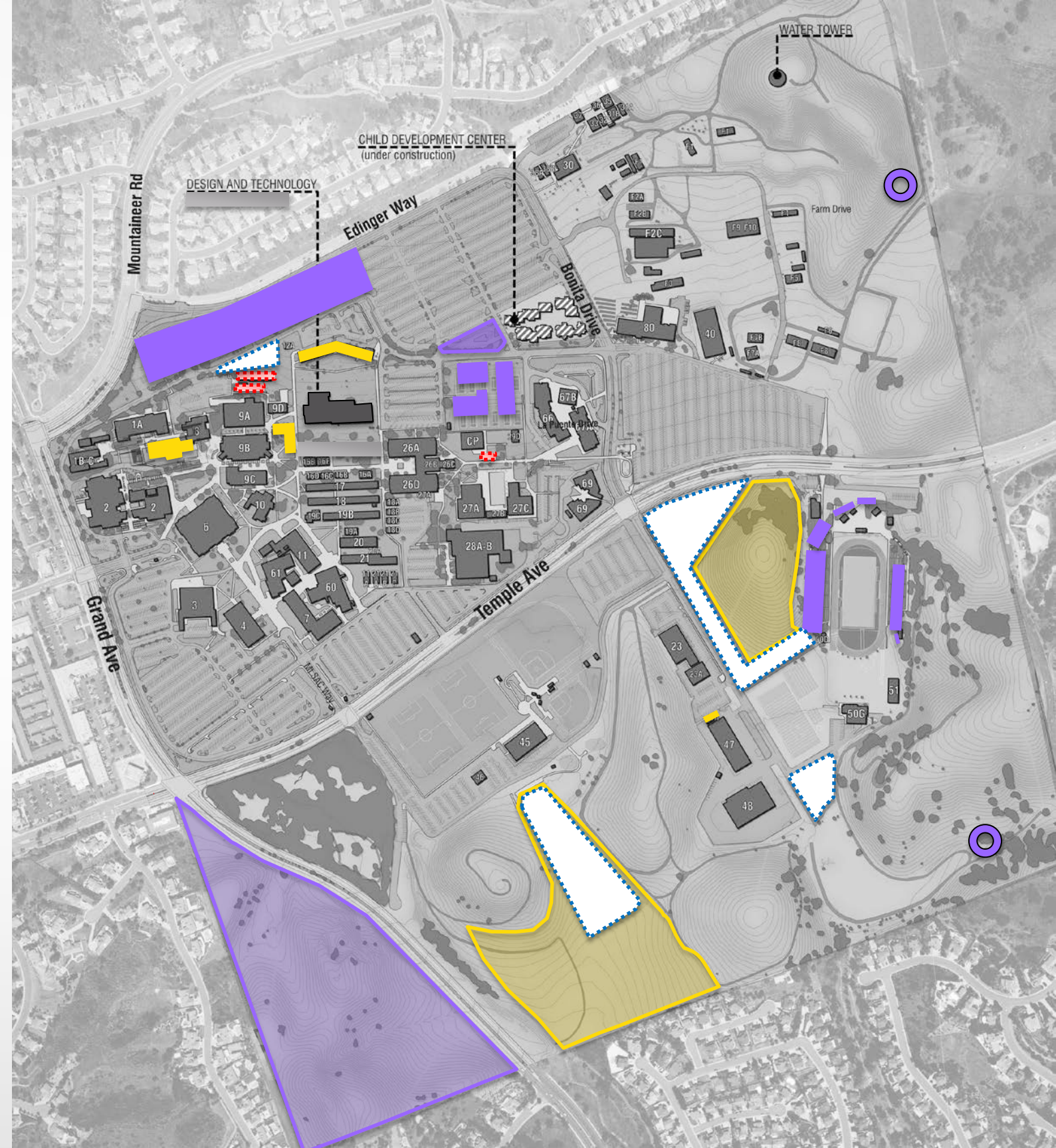
### Parking Effects:

Needed Spaces = 7,086

Initial Available Spaces = 7,893

Removed Spaces = 761

Final Available Spaces = 7,132



# 3

## FALL 2014

**Campus ASF:**  
Initial ASF = 1,055,951

**Parking Effects:**  
Needed Spaces = 7,086  
Initial Available Spaces = 7,132



# 3

## FALL 2014

**Campus ASF:**  
Initial ASF = 1,055,951

### Design:

- Solar Power Generation Station (50%)

### Parking Effects:

Needed Spaces = 7,086

Initial Available Spaces = 7,132



# 3

## FALL 2014

**Campus ASF:**  
Initial ASF = 1,055,951

### Design:

- Solar Power Generation Station

### DSA/Bid/Award:

- N. Campus Parking Structure (50%)

### Parking Effects:

Needed Spaces = 7,086

Initial Available Spaces = 7,132





# 3

## FALL 2014

**Campus ASF:**  
Initial ASF = 1,055,951

### Design:

- Solar Power Generation Station

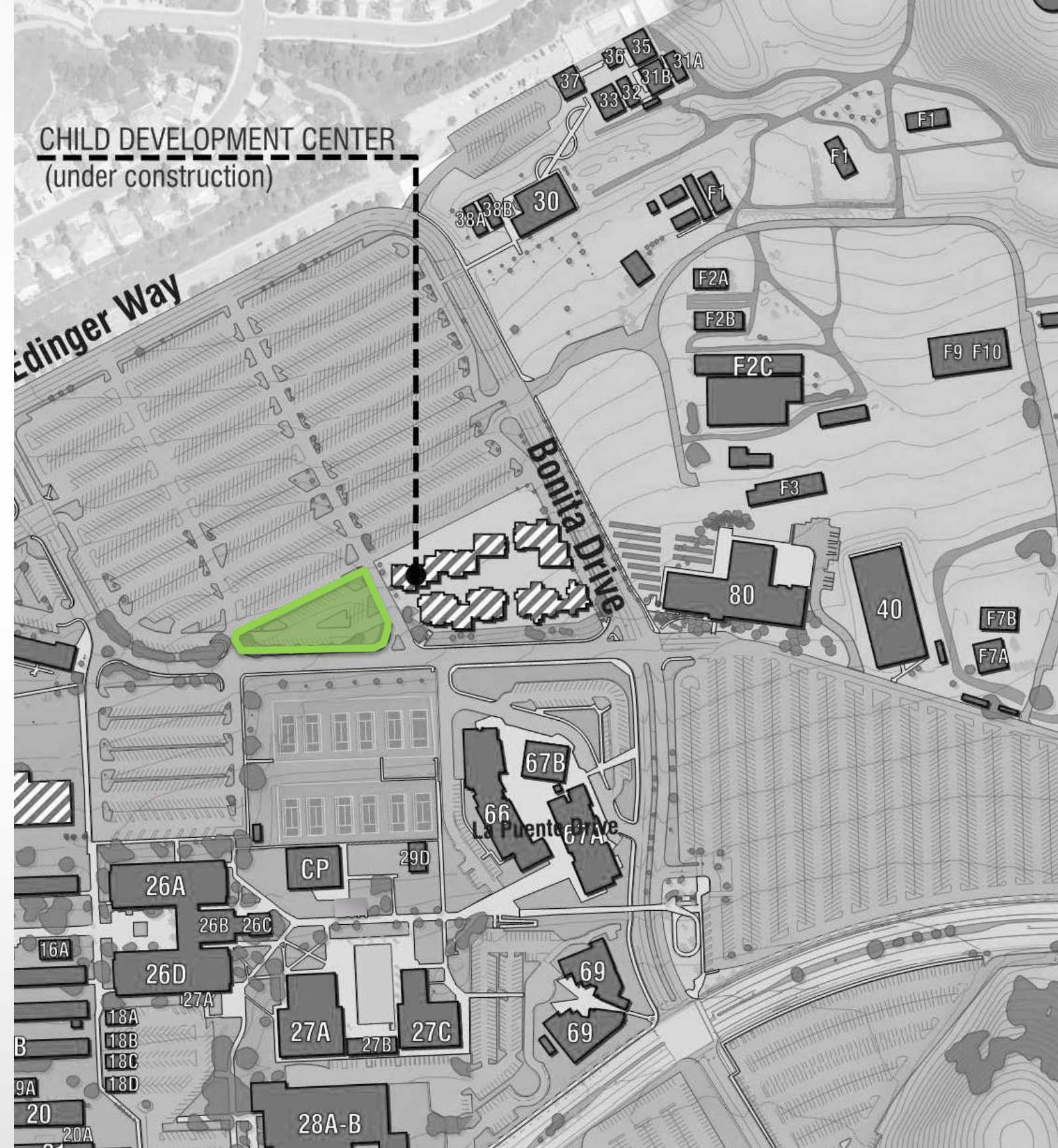
### DSA/Bid/Award:

- N. Campus Parking Structure
- Thermal Energy Storage Tank (100%)

### Parking Effects:

Needed Spaces = 7,086

Initial Available Spaces = 7,132



# 3

## FALL 2014

**Campus ASF:**  
Initial ASF = 1,055,951

### Design:

- Solar Power Generation Station

### DSA/Bid/Award:

- N. Campus Parking Structure
- Thermal Energy Storage Tank
- **Business + Computer Technology (50%)**

### Parking Effects:

Needed Spaces = 7,086

Initial Available Spaces = 7,132



# 3

## FALL 2014

**Campus ASF:**  
Initial ASF = 1,055,951

### Design:

- Solar Power Generation Station

### DSA/Bid/Award:

- N. Campus Parking Structure
- Thermal Energy Storage Tank
- Business + Computer Technology
- **Athletics Complex East (50%)**

### Parking Effects:

**Needed Spaces = 7,086**

**Initial Available Spaces = 7,132**



# 3

## FALL 2014

**Campus ASF:**  
Initial ASF = 1,055,951

### Design:

- Solar Power Generation Station

### DSA/Bid/Award:

- N. Campus Parking Structure
- Thermal Energy Storage Tank
- Business + Computer Technology
- Athletics Complex East
- **West Parcel Site Improvements (100%)**

### Parking Effects:

**Needed Spaces = 7,086**

**Initial Available Spaces = 7,132**



# 3

## FALL 2014

**Campus ASF:**  
Initial ASF = 1,055,951

### Design:

- Solar Power Generation Station

### DSA/Bid/Award:

- N. Campus Parking Structure
- Thermal Energy Storage Tank
- Business + Computer Technology
- Athletics Complex East
- West Parcel Site Improvements
- **(2) Water Wells (100%)**

### Parking Effects:

**Needed Spaces = 7,086**

**Initial Available Spaces = 7,132**



# 3

## FALL 2014

**Campus ASF:**  
Initial ASF = 1,055,951

### Construction:

- Food Services Building (50%)

### Design:

- Solar Power Generation Station

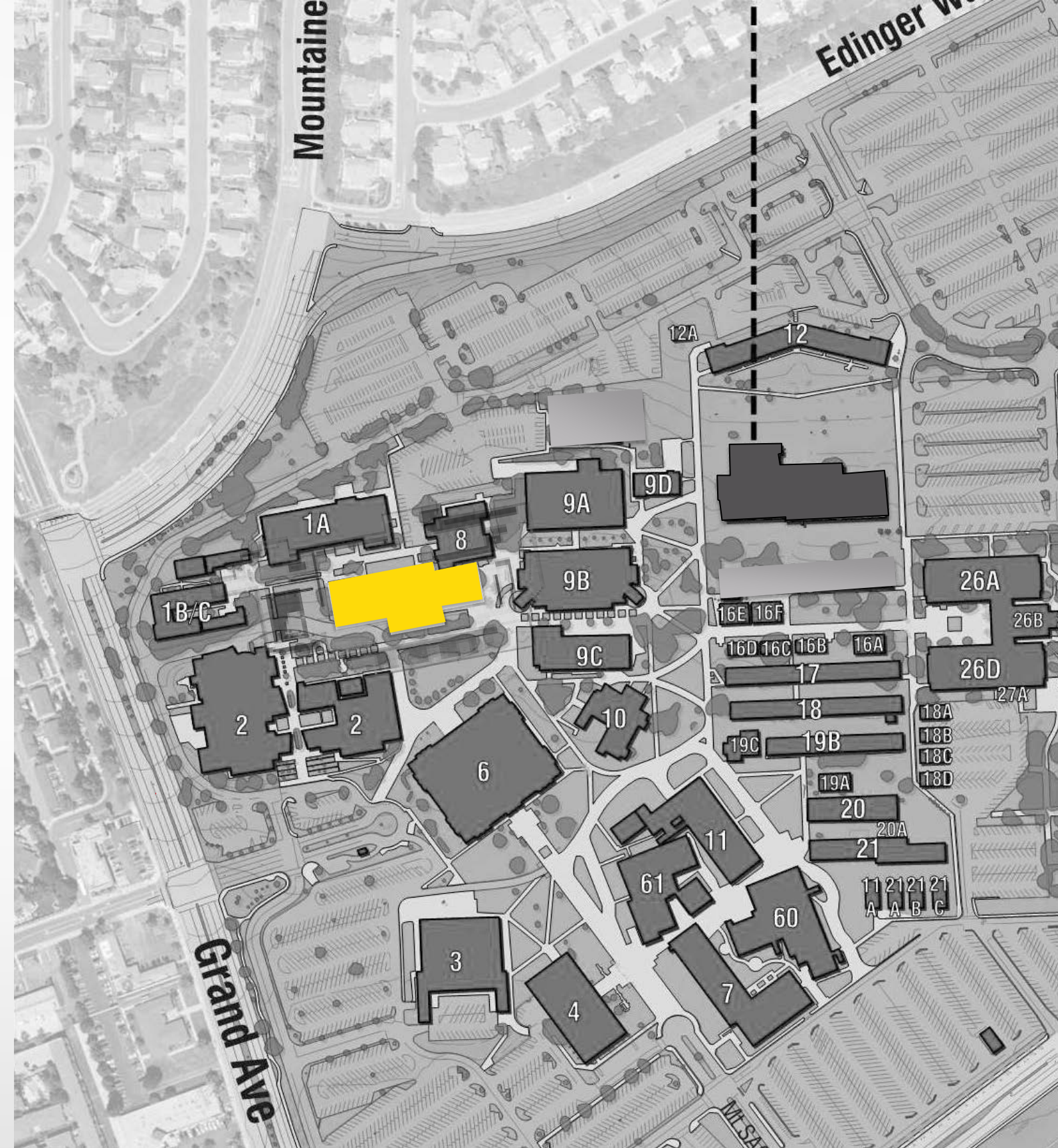
### DSA/Bid/Award:

- N. Campus Parking Structure
- Thermal Energy Storage Tank
- Business + Computer Technology
- Athletics Complex East
- West Parcel Site Improvements
- (2) Water Wells

### Parking Effects:

Needed Spaces = 7,086

Initial Available Spaces = 7,132



# 3

## FALL 2014

**Campus ASF:**  
Initial ASF = 1,055,951

### Construction:

- Food Services Building
- Student Success Center (50%)


### Design:

- Solar Power Generation Station

### DSA/Bid/Award:

- N. Campus Parking Structure
- Thermal Energy Storage Tank
- Business + Computer Technology
- Athletics Complex East
- West Parcel Site Improvements
- (2) Water Wells

**Parking Effects:**  
Needed Spaces = 7,086  
Initial Available Spaces = 7,132



# 3

## FALL 2014

### Campus ASF:

Initial ASF = 1,055,951

Added ASF = 10,000

New ASF = 1,065,951

### Construction:

- Food Services Building
- Student Success Center

### Design:

- Solar Power Generation Station

### DSA/Bid/Award:

- N. Campus Parking Structure
- Thermal Energy Storage Tank
- Business + Computer Technology
- Athletics Complex East
- West Parcel Site Improvements
- (2) Water Wells

### Commission/Opens:

- Building 12 Remodel

### Parking Effects:

Needed Spaces = 7,086

Initial Available Spaces = 7,132

Added Spaces = 33

New Available Spaces = 7,165





# 3

## FALL 2014

### Campus ASF:

ASF = 1,065,951

Added ASF = 3,061

New ASF = 1,069,012

### Construction:

- Food Services Building
- Student Success Center

### Design:

- Solar Power Generation Station

### Commission/Opens:

- Building 12 Remodel
- Emergency Operations Center

### DSA/Bid/Award:

- N. Campus Parking Structure
- Thermal Energy Storage Tank
- Business + Computer Technology
- Athletics Complex East
- West Parcel Site Improvements
- (2) Water Wells

### Parking Effects:

Needed Spaces = 7,086

Available Spaces = 7,165



# 3

## FALL 2014

### Campus ASF:

ASF = 1,069,012

### Construction:

- Food Services Building
- Student Success Center

### Design:

- Solar Power Generation Station

### DSA/Bid/Award:

- N. Campus Parking Structure
- Thermal Energy Storage Tank
- Business + Computer Technology
- Athletics Complex East
- West Parcel Site Improvements
- (2) Water Wells

### Commission/Opens:

- Building 12 Remodel
- Emergency Operations Center
- S. Campus Site Improvements

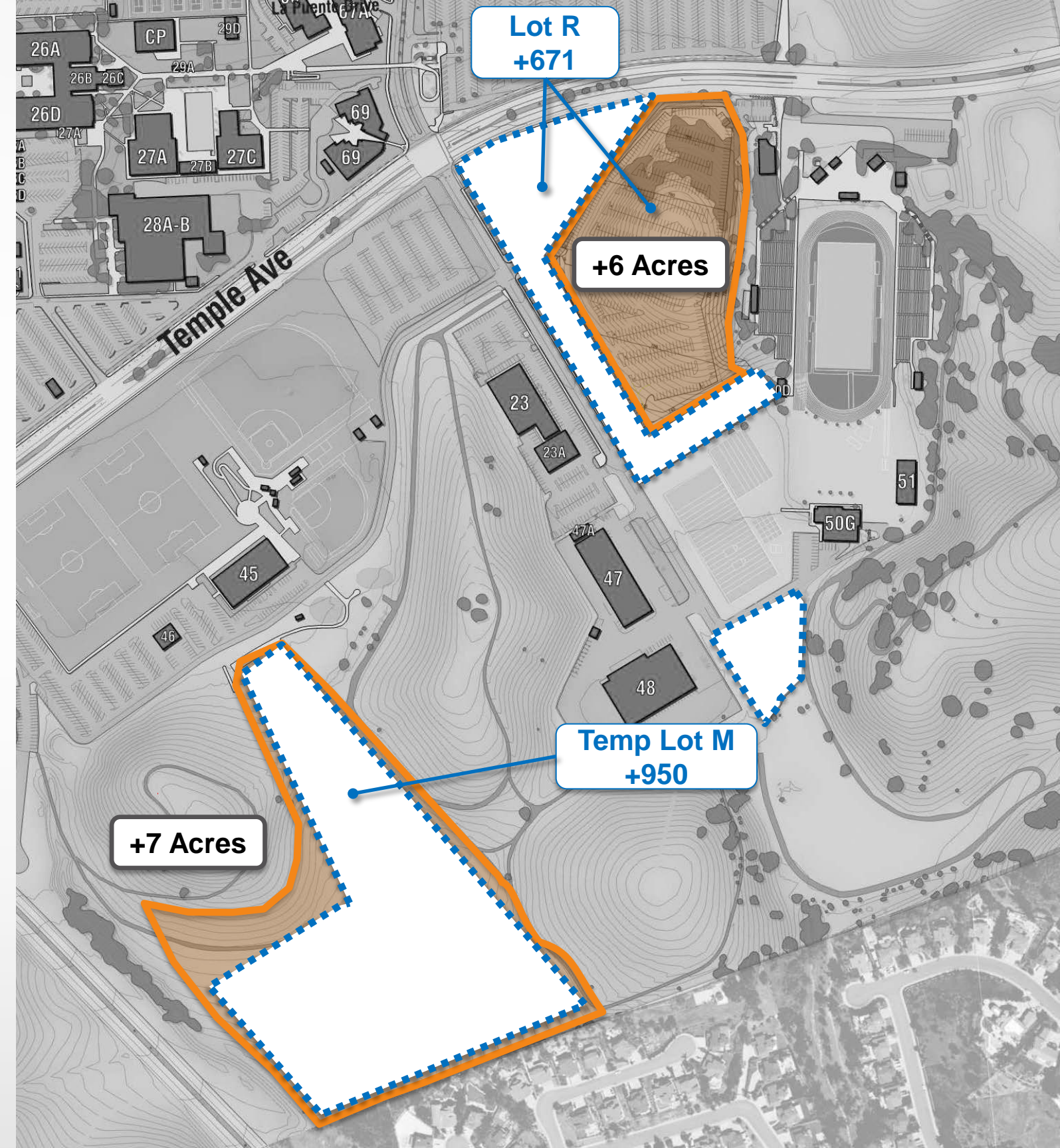
### Parking Effects:

Needed Spaces = 7,086

Initial Available Spaces = 7,165

Added Spaces = 1,621

New Available Spaces = 8,786



# 3

## FALL 2014

### Campus ASF:

Initial ASF = 1,055,951

Added ASF = 13,061

Final ASF = 1,069,012

### Construction:

- Food Services Building
- Student Success Center

### Design:

- Solar Power Generation Station

### DSA/Bid/Award:

- N. Campus Parking Structure
- Thermal Energy Storage Tank
- Business + Computer Technology
- Athletics Complex East
- West Parcel Site Improvements
- (2) Water Wells

### Commission/Opens:

- Building 12 Remodel
- Emergency Operations Center
- S. Campus Site Improvements

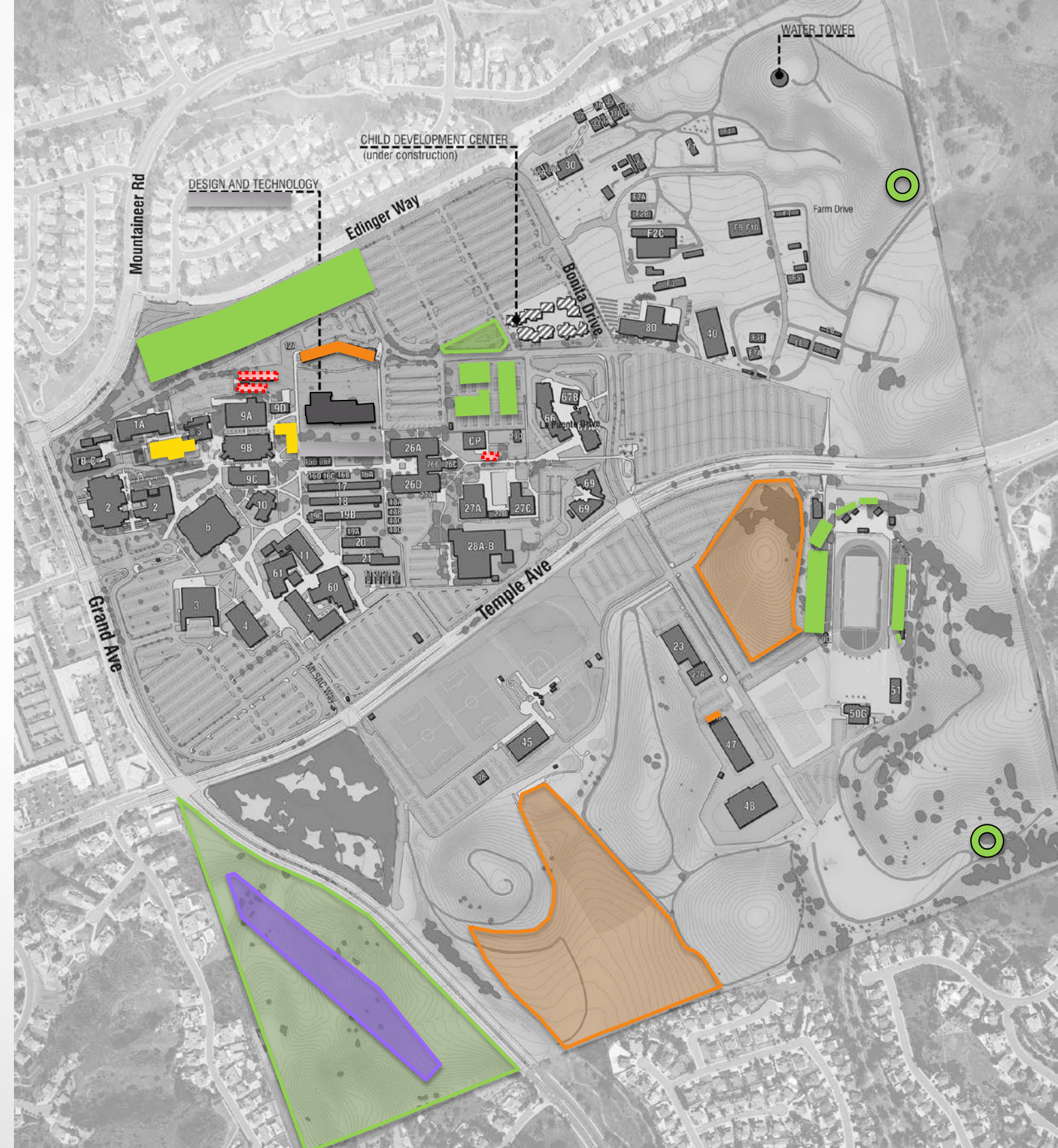
### Parking Effects:

**Needed Spaces = 7,086**

**Initial Available Spaces = 7,132**

**Added Spaces = 1,654**

**Final Available Spaces = 8,786**



# 4

## SPRING 2015

**Campus ASF:**  
Initial ASF = 1,069,012

**Parking Effects:**  
Needed Spaces = 7,228  
Initial Available Spaces = 8,786



# 4

## SPRING 2015

### Demolition:

- Building 12A (Foundation Office)
- Building 12B (Event Services Storage)

### Campus ASF:

Initial ASF = 1,069,012

Removed ASF = 2,153

New ASF = 1,066,859

### Parking Effects:

Needed Spaces = 7,228

Initial Available Spaces = 8,786



# 4

## SPRING 2015

### Demolition:

- Building 12A (Foundation Office)
- Building 12B (Event Services Storage)

### Design:

- Water Tower (50%)

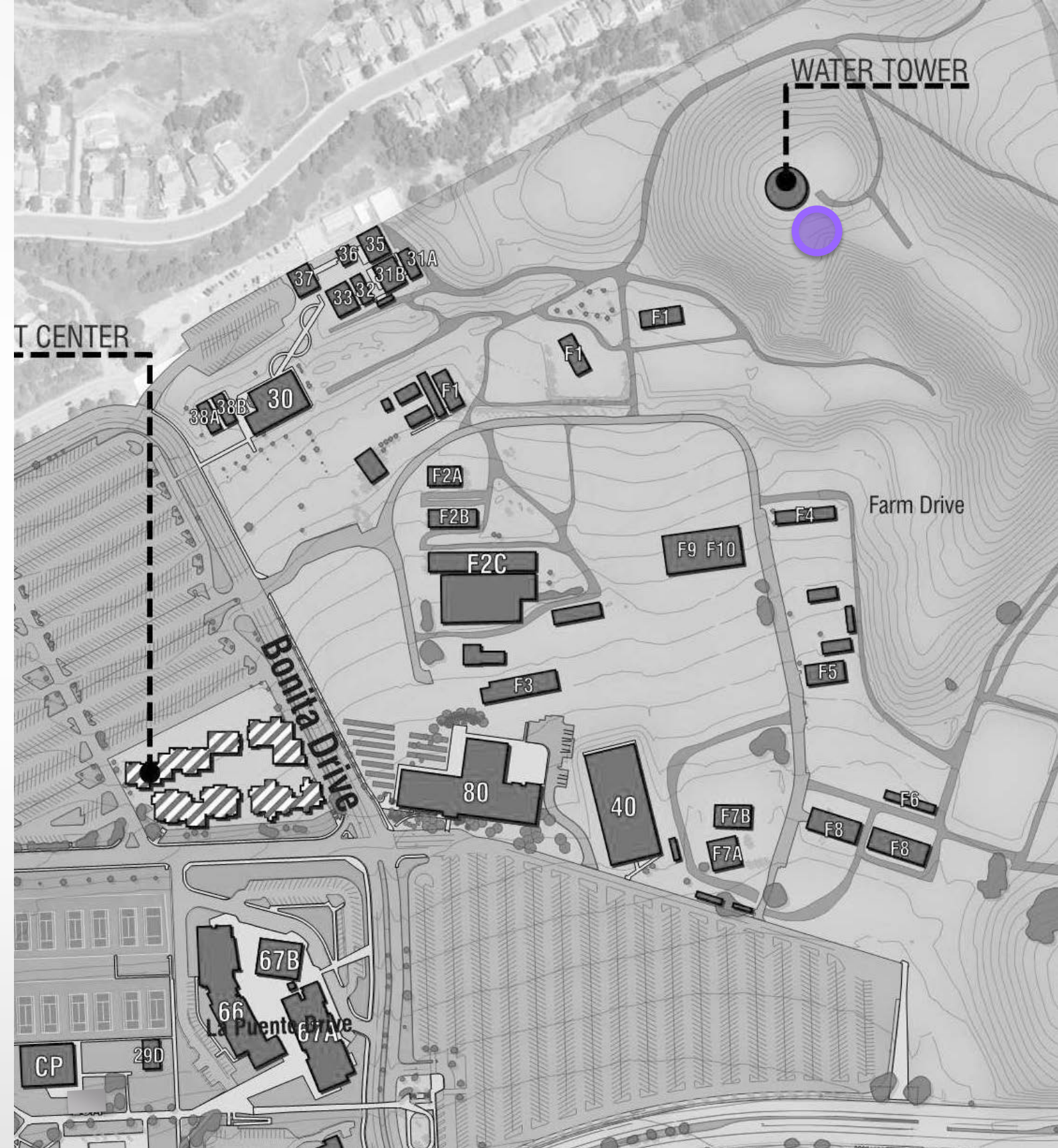
**Campus ASF:**

ASF = 1,066,859

### Parking Effects:

Needed Spaces = 7,228

Initial Available Spaces = 8,786



# 4

## SPRING 2015

### Demolition:

- Building 12A (Foundation Office)
- Building 12B (Event Services Storage)

### Design:

- Water Tower
- **Solar Power Generation Station (100%)**

### Campus ASF:

ASF = 1,066,859

### Parking Effects:

Needed Spaces = 7,228

Initial Available Spaces = 8,786



# 4

## SPRING 2015

### Demolition:

- Building 12A (Foundation Office)
- Building 12B (Event Services Storage)

### Design:

- Water Tower
- Solar Power Generation Station

### DSA/Bid/Award:

- N. Campus Parking Structure (100%)

**Campus ASF:**

ASF = 1,066,859

### Parking Effects:

Needed Spaces = 7,228

Initial Available Spaces = 8,786





# 4

## SPRING 2015

### Demolition:

- Building 12A (Foundation Office)
- Building 12B (Event Services Storage)

### Design:

- Water Tower
- Solar Power Generation Station

### DSA/Bid/Award:

- N. Campus Parking Structure
- Business + Computer Technology (100%)

### Campus ASF:

ASF = 1,066,859

### Parking Effects:

Needed Spaces = 7,228

Initial Available Spaces = 8,786



# 4

## SPRING 2015

### Demolition:

- Building 12A (Foundation Office)
- Building 12B (Event Services Storage)

### Design:

- Water Tower
- Solar Power Generation Station

### DSA/Bid/Award:

- N. Campus Parking Structure
- Business + Computer Technology
- Athletics Complex East (100%)

**Campus ASF:**

ASF = 1,066,859

### Parking Effects:

Needed Spaces = 7,228

Initial Available Spaces = 8,786



# 4

## SPRING 2015

### Demolition:

- Building 12A (Foundation Office)
- Building 12B (Event Services Storage)

### Design:

- Water Tower
- Solar Power Generation Station

### DSA/Bid/Award:

- N. Campus Parking Structure
- Business + Computer Technology
- Athletics Complex East

### Campus ASF:

ASF = 1,066,859

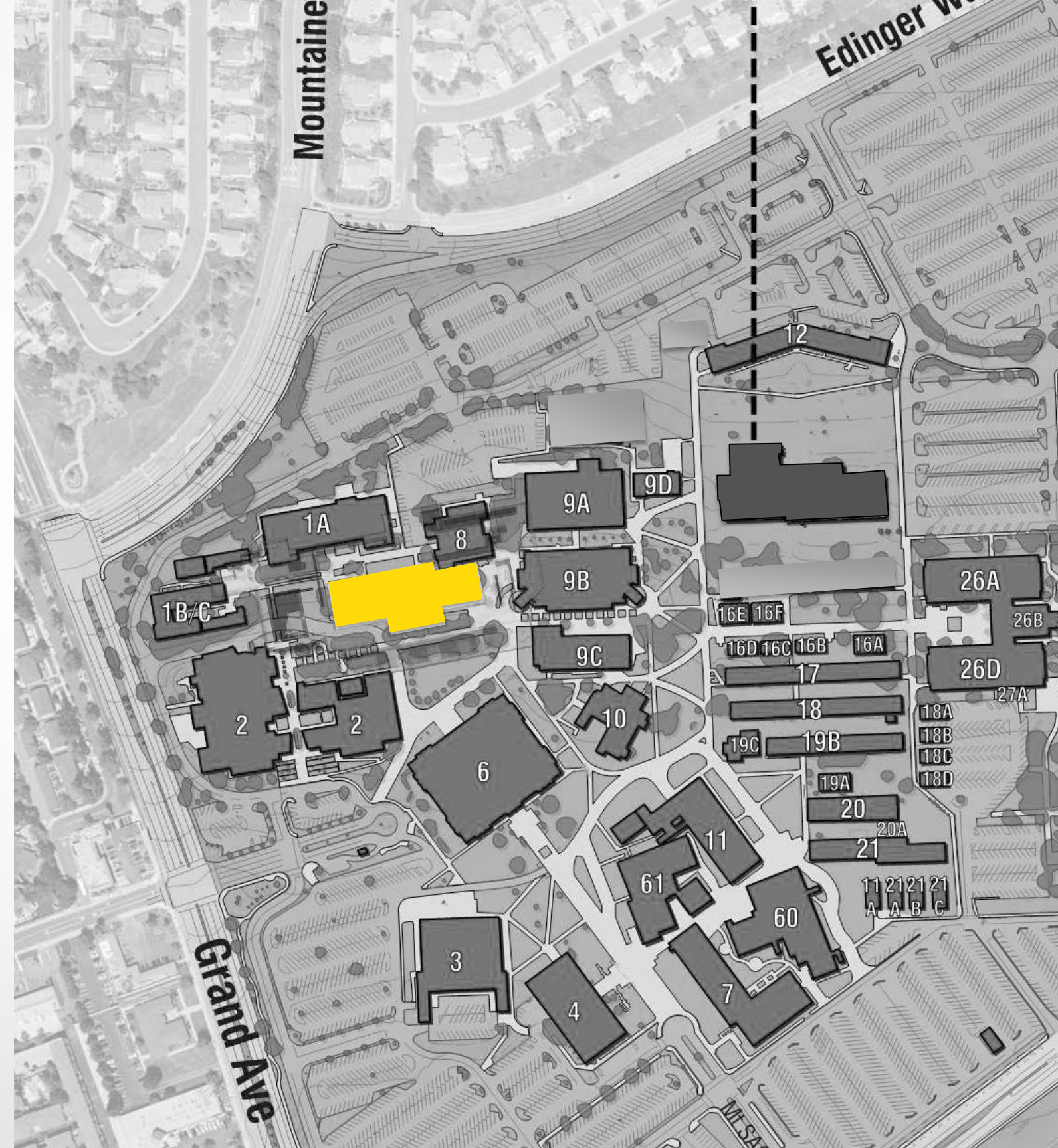
### Construction:

- Food Services Building (75%)

### Parking Effects:

Needed Spaces = 7,228

Initial Available Spaces = 8,786



# 4

## SPRING 2015

### Demolition:

- Building 12A (Foundation Office)
- Building 12B (Event Services Storage)

### Design:

- Water Tower
- Solar Power Generation Station

### DSA/Bid/Award:

- N. Campus Parking Structure
- Business + Computer Technology
- Athletics Complex East

### Campus ASF:

ASF = 1,066,859


### Construction:

- Food Services Building
- **Student Success Center (100%)**

### Parking Effects:

Needed Spaces = 7,228

Initial Available Spaces = 8,786



# 4

## SPRING 2015

### Demolition:

- Building 12A (Foundation Office)
- Building 12B (Event Services Storage)

### Design:

- Water Tower
- Solar Power Generation Station

### DSA/Bid/Award:

- N. Campus Parking Structure
- Business + Computer Technology
- Athletics Complex East

### Campus ASF:

ASF = 1,066,859

### Construction:

- Food Services Building
- Student Success Center
- Thermal Energy Storage Tank (100%)

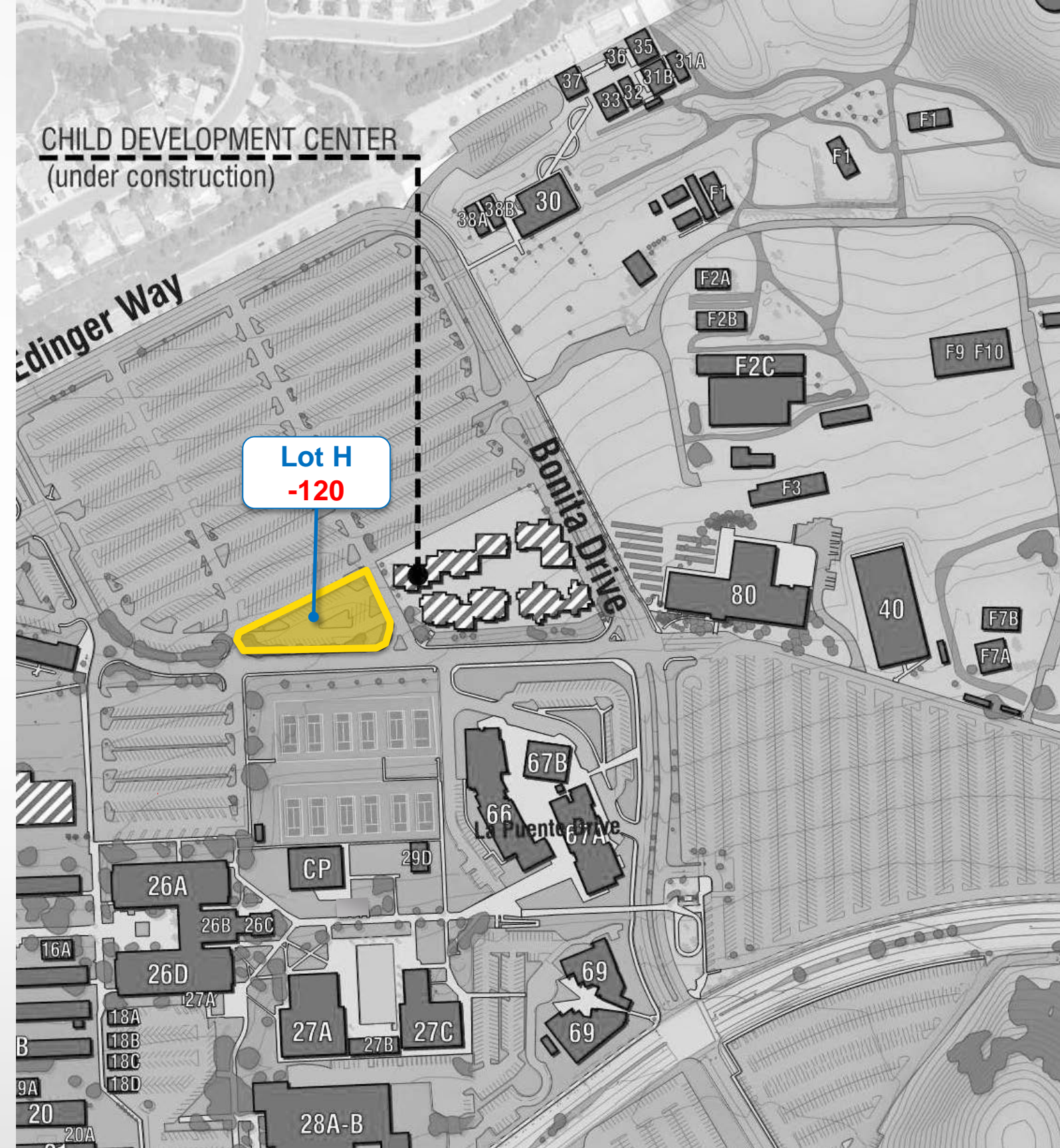
### Parking Effects:

Needed Spaces = 7,228

Initial Available Spaces = 8,786

Removed Spaces = 120

New Available Spaces = 8,666



# 4

## SPRING 2015

### Demolition:

- Building 12A (Foundation Office)
- Building 12B (Event Services Storage)

### Design:

- Water Tower
- Solar Power Generation Station

### DSA/Bid/Award:

- N. Campus Parking Structure
- Business + Computer Technology
- Athletics Complex East

### Campus ASF:

ASF = 1,066,859

### Construction:

- Food Services Building
- Student Success Center
- Thermal Energy Storage Tank
- **West Parcel Site Improvements (50%)**

### Parking Effects:

Needed Spaces = 7,228

Available Spaces = 8,666



# 4

## SPRING 2015

### Demolition:

- Building 12A (Foundation Office)
- Building 12B (Event Services Storage)

### Design:

- Water Tower
- Solar Power Generation Station

### DSA/Bid/Award:

- N. Campus Parking Structure
- Business + Computer Technology
- Athletics Complex East

### Campus ASF:

ASF = 1,066,859

### Construction:

- Food Services Building
- Student Success Center
- Thermal Energy Storage Tank
- West Parcel Site Improvements
- **(2) Water Wells (100%)**

### Parking Effects:

Needed Spaces = 7,228

Available Spaces = 8,666



# 4

## SPRING 2015

### Demolition:

- Building 12A (Foundation Office)
- Building 12B (Event Services Storage)

### Design:

- Water Tower
- Solar Power Generation Station

### DSA/Bid/Award:

- N. Campus Parking Structure
- Business + Computer Technology
- Athletics Complex East

### Campus ASF:

Initial ASF = 1,069,012

Removed ASF = 2,153

Final ASF = 1,066,859

### Construction:

- Food Services Building
- Student Success Center
- Thermal Energy Storage Tank
- West Parcel Site Improvements
- (2) Water Wells

### Parking Effects:

Needed Spaces = 7,228

Initial Available Spaces = 8,786

Removed Spaces = 120

Final Available Spaces = 8,666





# 5

## SUMMER 2015

**Campus ASF:**  
Initial ASF = 1,066,859

**Parking Effects:**  
Needed Spaces = 7,228  
Initial Available Spaces = 8,666



# 5

## SUMMER 2015

### Demolition:

- Building 8 (Campus Inn)
- Building 50F (Stadium Press Box)
- Building 50G (Stadium Field House)
- Building 50H (Stadium Concessions)
- Athletics Precinct

### Campus ASF:

Initial ASF = 1,066,859

Removed ASF = 29,346

New ASF = 1,037,513

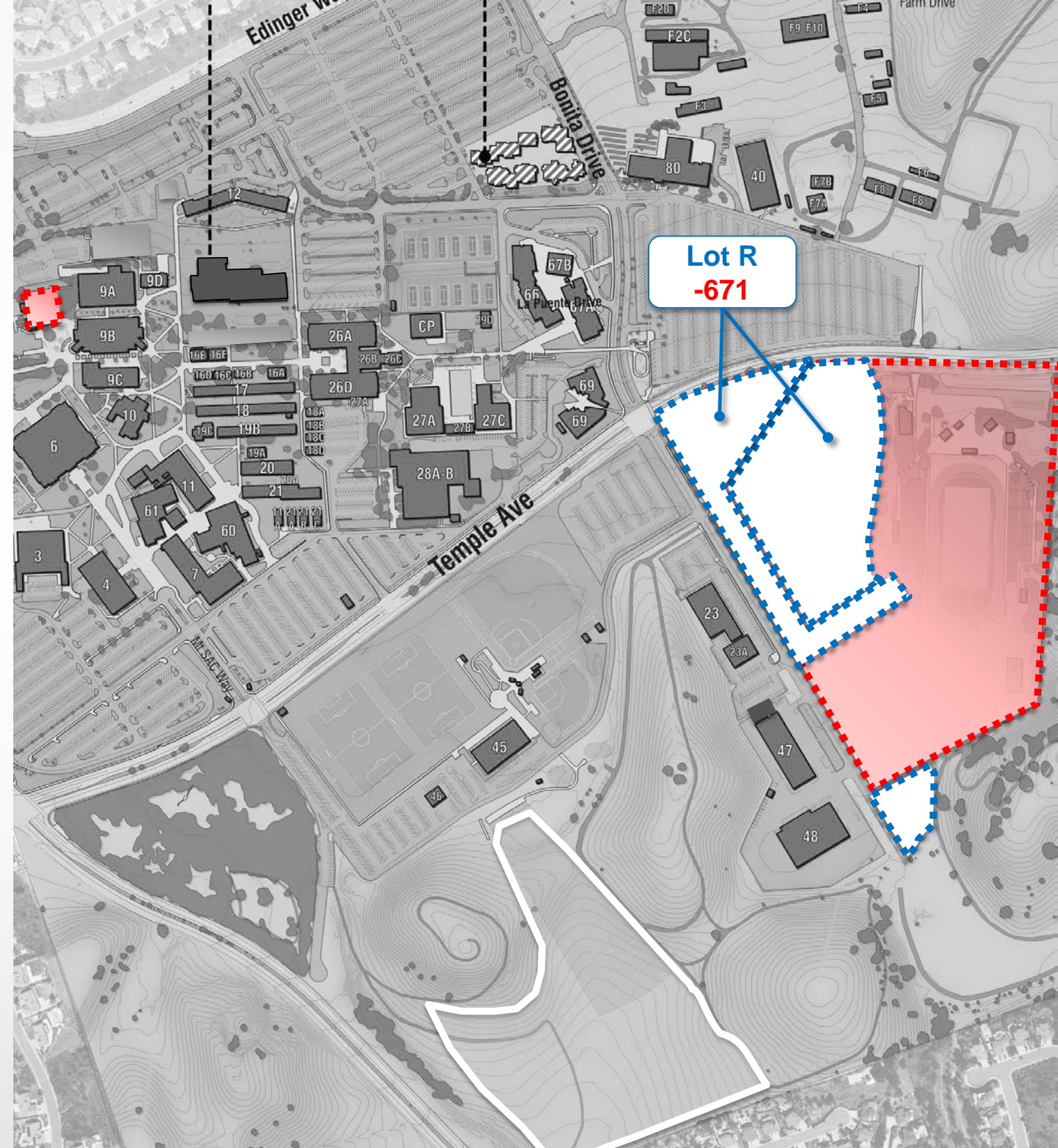
### Parking Effects:

Needed Spaces = 7,228

Initial Available Spaces = 8,666

Removed Spaces = 671

New Available Spaces = 7,995



# 5

## SUMMER 2015

### Demolition:

- Building 8 (Campus Inn)
- Building 50F (Stadium Press Box)
- Building 50G (Stadium Field House)
- Building 50H (Stadium Concessions)
- Athletics Precinct

### Design:

- Water Tower (100%)

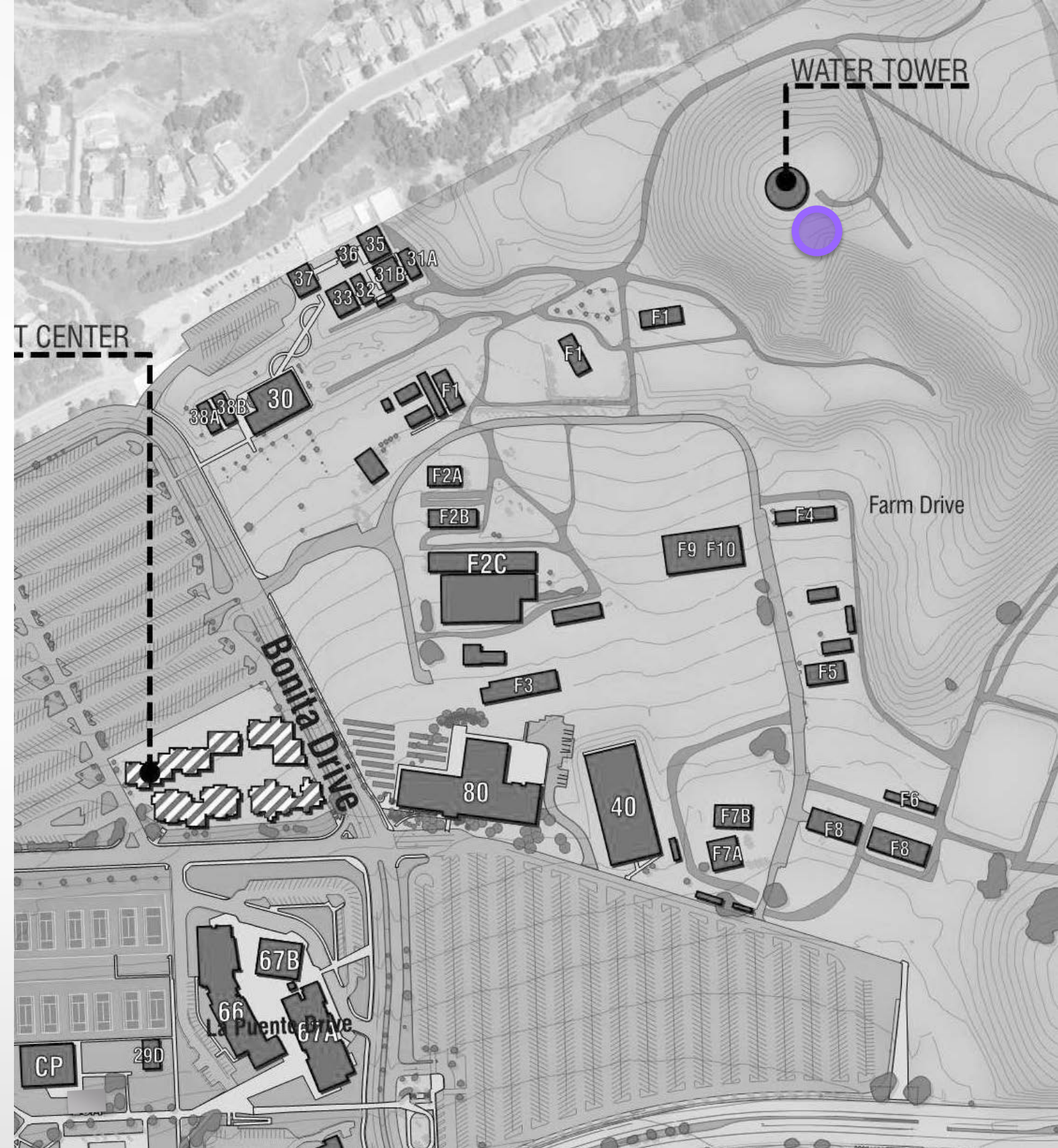
### Campus ASF:

ASF = 1,037,513

### Parking Effects:

Needed Spaces = 7,228

Available Spaces = 7,995



# 5

## SUMMER 2015

### Demolition:

- Building 8 (Campus Inn)
- Building 50F (Stadium Press Box)
- Building 50G (Stadium Field House)
- Building 50H (Stadium Concessions)
- Athletics Precinct

### Design:

- Water Tower

### DSA/Bid/Award:

- Solar Power Generation Station (100%)

### Campus ASF:

ASF = 1,037,513

### Parking Effects:

Needed Spaces = 7,228

Available Spaces = 7,995



# 5

## SUMMER 2015

### Demolition:

- Building 8 (Campus Inn)
- Building 50F (Stadium Press Box)
- Building 50G (Stadium Field House)
- Building 50H (Stadium Concessions)
- Athletics Precinct

### Design:

- Water Tower

### DSA/Bid/Award:

- Solar Power Generation Station

### Campus ASF:

ASF = 1,037,513

### Construction:

- N. Campus Parking Structure (20%)

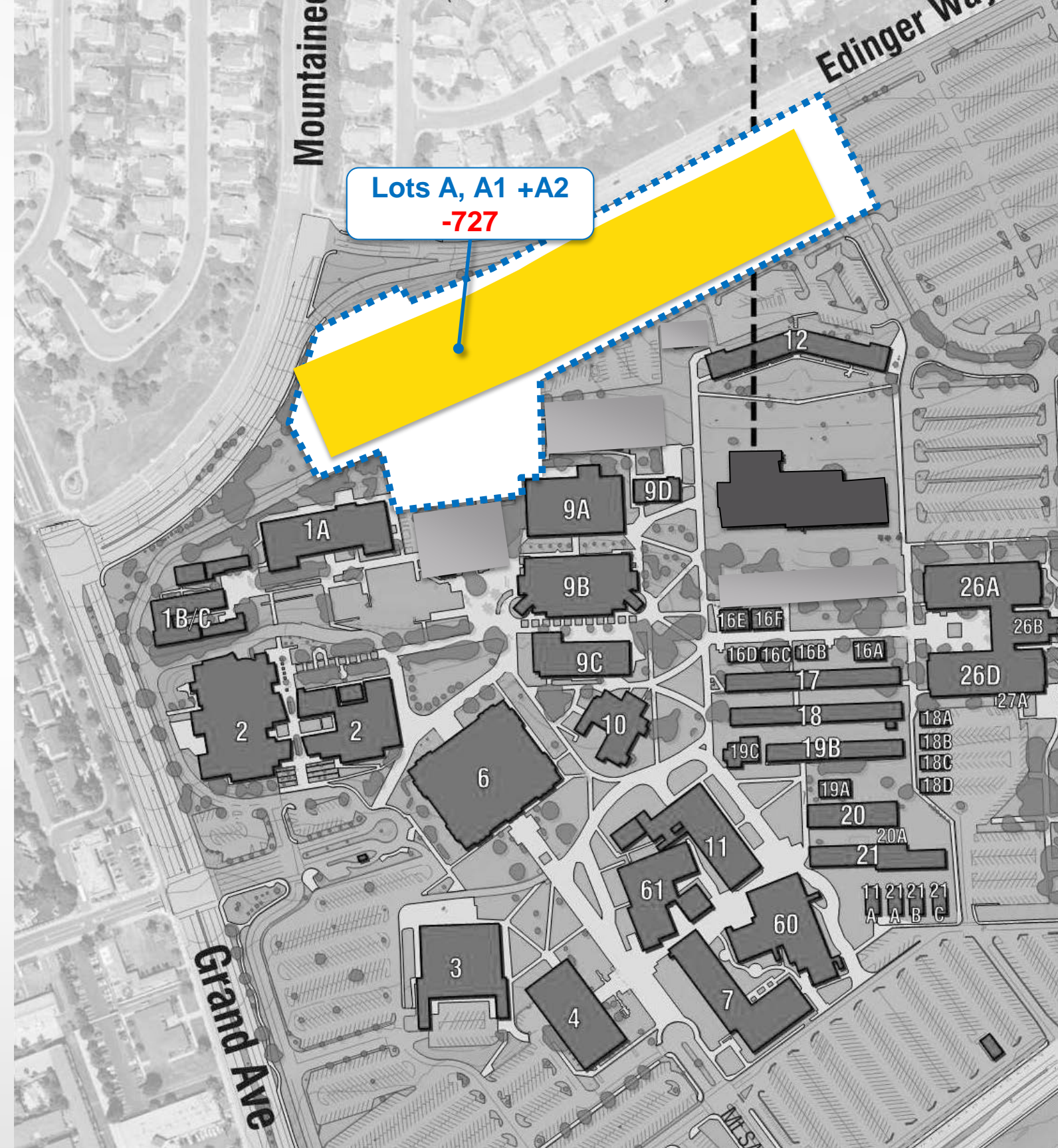
### Parking Effects:

Needed Spaces = 7,228

Available Spaces = 7,995

Removed Spaces = 727

New Available Spaces = 7,268



# 5

## SUMMER 2015

### Campus ASF:

ASF = 1,037,513

### Demolition:

- Building 8 (Campus Inn)
- Building 50F (Stadium Press Box)
- Building 50G (Stadium Field House)
- Building 50H (Stadium Concessions)
- Athletics Precinct

### Design:

- Water Tower

### DSA/Bid/Award:

- Solar Power Generation Station

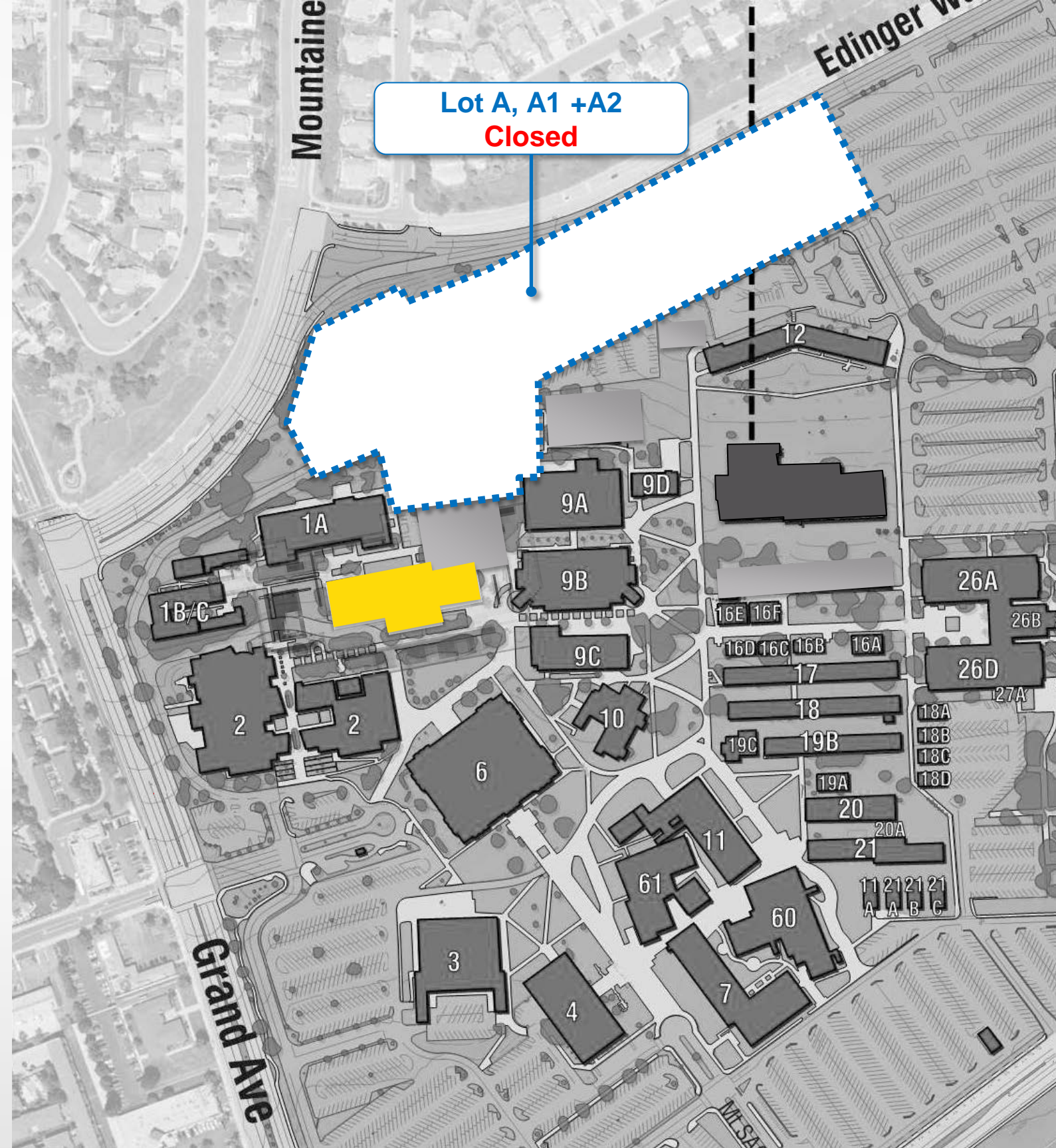
### Construction:

- N. Campus Parking Structure
- **Food Service Building (100%)**

### Parking Effects:

Needed Spaces = 7,228

Available Spaces = 7,268



# 5

## SUMMER 2015

### Campus ASF:

ASF = 1,037,513

### Demolition:

- Building 8 (Campus Inn)
- Building 50F (Stadium Press Box)
- Building 50G (Stadium Field House)
- Building 50H (Stadium Concessions)
- Athletics Precinct

### Design:

- Water Tower

### DSA/Bid/Award:

- Solar Power Generation Station

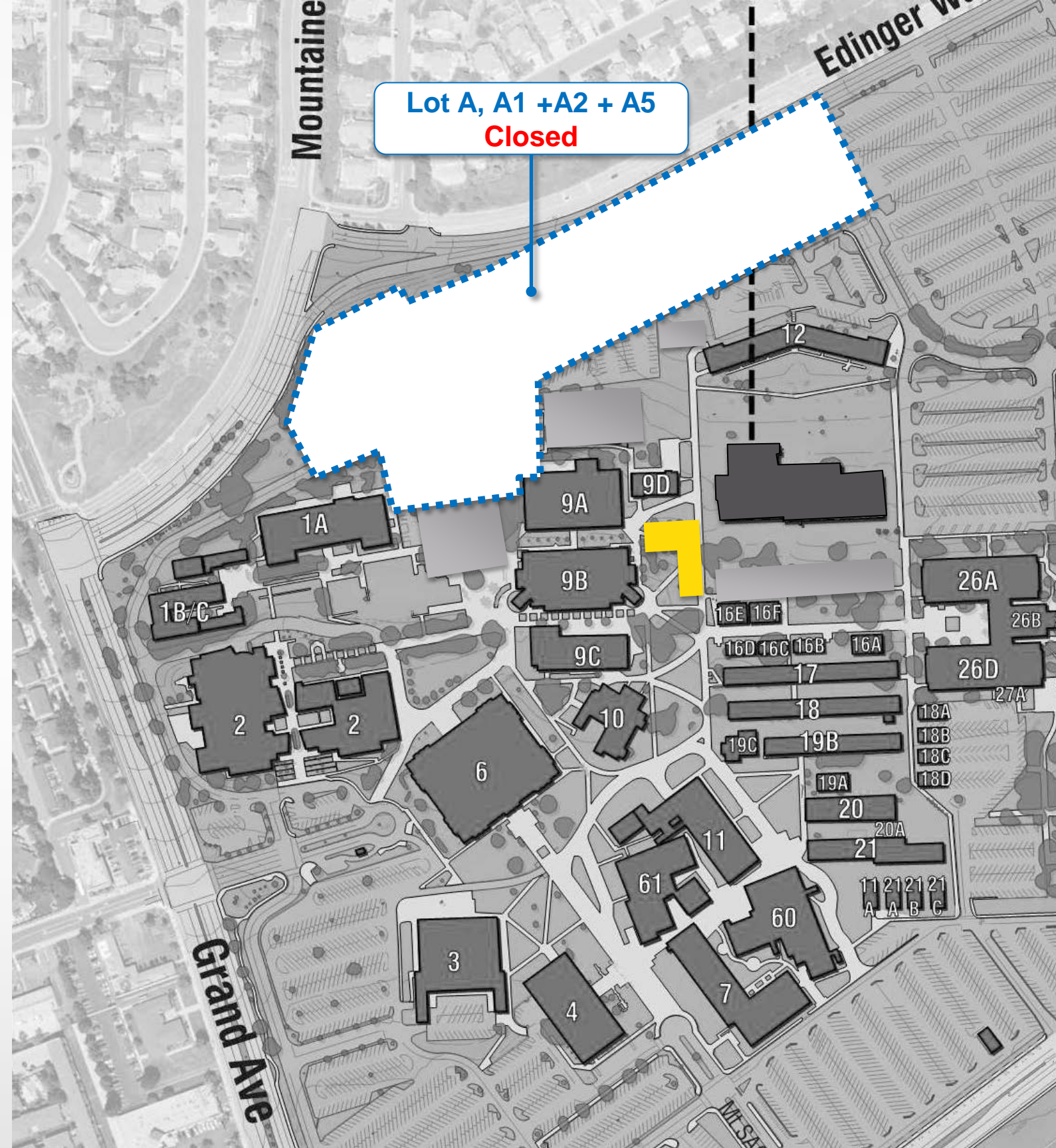
### Construction:

- N. Campus Parking Structure
- Food Service Building
- **Student Success Center (100%)**

### Parking Effects:

Needed Spaces = 7,228

Available Spaces = 7,268



# 5

## SUMMER 2015

### Demolition:

- Building 8 (Campus Inn)
- Building 50F (Stadium Press Box)
- Building 50G (Stadium Field House)
- Building 50H (Stadium Concessions)
- Athletics Precinct

### Design:

- Water Tower

### DSA/Bid/Award:

- Solar Power Generation Station

### Campus ASF:

ASF = 1,037,513

### Construction:

- N. Campus Parking Structure
- Food Service Building
- Student Success Center
- **Business + Computer Technology (14%)**

### Parking Effects:

Needed Spaces = 7,228

Available Spaces = 7,268





# 5

## SUMMER 2015

### Demolition:

- Building 8 (Campus Inn)
- Building 50F (Stadium Press Box)
- Building 50G (Stadium Field House)
- Building 50H (Stadium Concessions)
- Athletics Precinct

### Design:

- Water Tower

### DSA/Bid/Award:

- Solar Power Generation Station

### Campus ASF:

ASF = 1,037,513

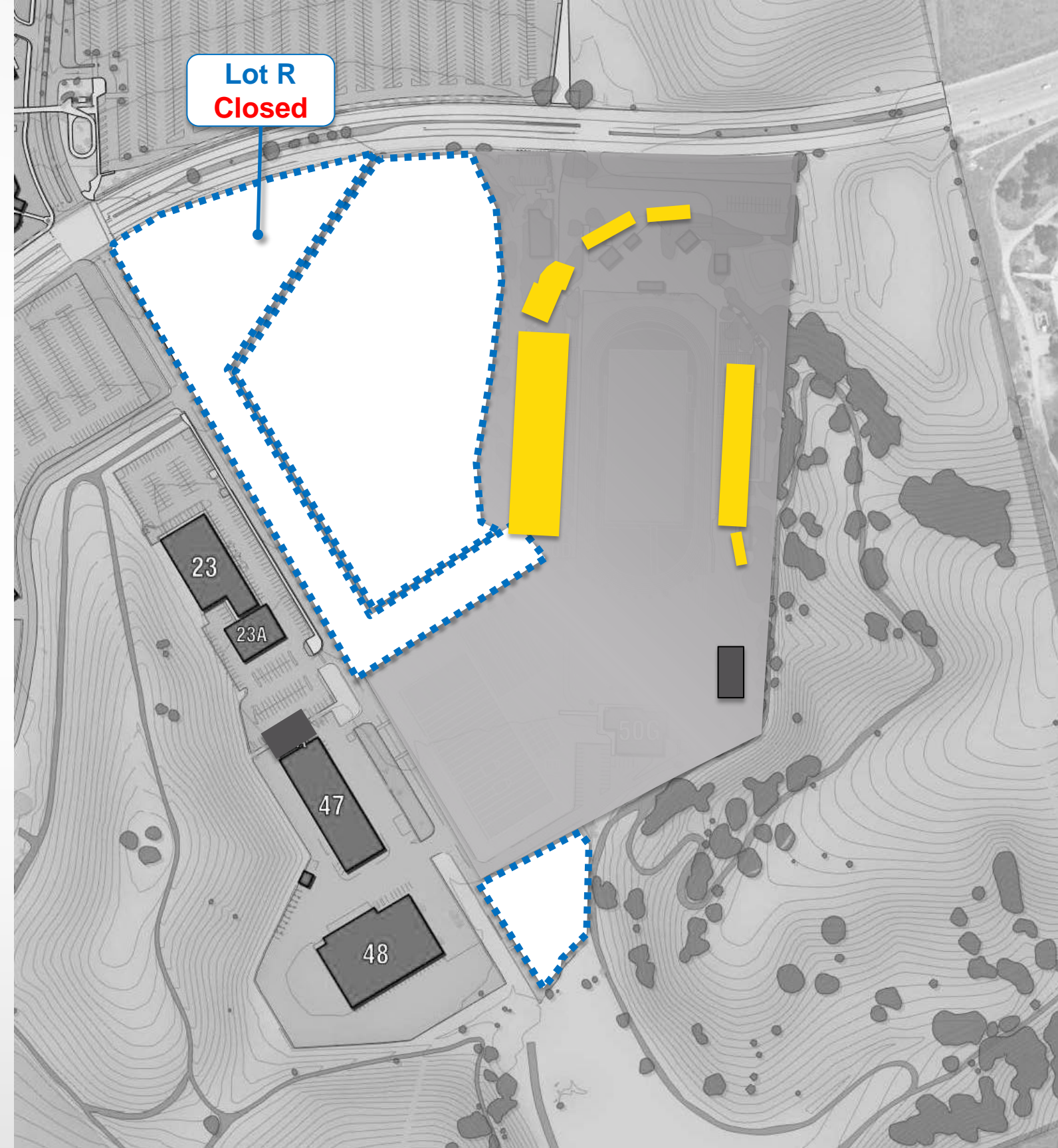
### Construction:

- N. Campus Parking Structure
- Food Service Building
- Student Success Center
- Business + Computer Technology
- **Athletics Complex East (16%)**

### Parking Effects:

Needed Spaces = 7,228

Available Spaces = 7,268



# 5

## SUMMER 2015

### Demolition:

- Building 8 (Campus Inn)
- Building 50F (Stadium Press Box)
- Building 50G (Stadium Field House)
- Building 50H (Stadium Concessions)
- Athletics Precinct

### Design:

- Water Tower

### DSA/Bid/Award:

- Solar Power Generation Station

### Campus ASF:

ASF = 1,037,513

### Construction:

- N. Campus Parking Structure
- Food Service Building
- Student Success Center
- Business + Computer Technology
- Athletics Complex East
- **West Parcel Site Improvements (100%)**

### Parking Effects:

Needed Spaces = 7,228

Available Spaces = 7,268



# 5

## SUMMER 2015

### Demolition:

- Building 8 (Campus Inn)
- Building 50F (Stadium Press Box)
- Building 50G (Stadium Field House)
- Building 50H (Stadium Concessions)
- Athletics Precinct

### Design:

- Water Tower

### DSA/Bid/Award:

- Solar Power Generation Station

### Campus ASF:

ASF = 1,037,513

### Construction:

- N. Campus Parking Structure
- Food Service Building
- Student Success Center
- Business + Computer Technology
- Athletics Complex East
- West Parcel Site Improvements

### Commission/Opens:

- Thermal Energy Storage Tank

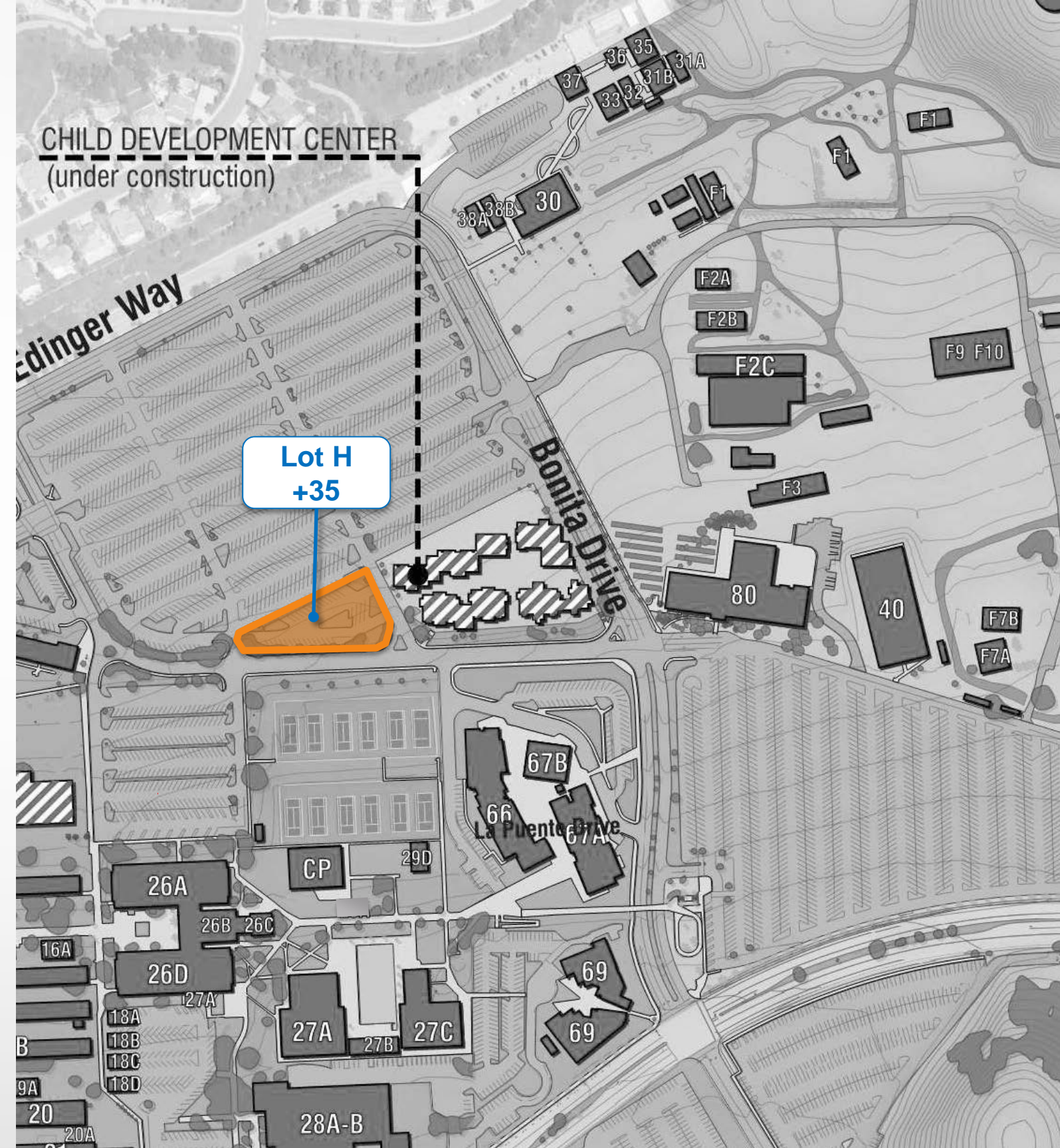
### Parking Effects:

Needed Spaces = 7,228

Available Spaces = 7,268

Added Spaces = 35

New Available Spaces = 7,303



# 5

## SUMMER 2015

### Demolition:

- Building 8 (Campus Inn)
- Building 50F (Stadium Press Box)
- Building 50G (Stadium Field House)
- Building 50H (Stadium Concessions)
- Athletics Precinct

### Design:

- Water Tower

### DSA/Bid/Award:

- Solar Power Generation Station

### Campus ASF:

ASF = 1,037,513

### Construction:

- N. Campus Parking Structure
- Food Service Building
- Student Success Center
- Business + Computer Technology
- Athletics Complex East
- West Parcel Site Improvements

### Commission/Opens:

- Thermal Energy Storage Tank
- (2) Water Wells

### Parking Effects:

Needed Spaces = 7,228

Available Spaces = 7,303



# 5

## SUMMER 2015

### Demolition:

- Building 8 (Campus Inn)
- Building 50F (Stadium Press Box)
- Building 50G (Stadium Field House)
- Building 50H (Stadium Concessions)
- Athletics Precinct

### Design:

- Water Tower

### DSA/Bid/Award:

- Solar Power Generation Station

### Campus ASF:

Initial ASF = 1,066,859

Removed ASF = 29,346

Final ASF = 1,037,513

### Construction:

- N. Campus Parking Structure
- Food Service Building
- Student Success Center
- Business + Computer Technology
- Athletics Complex East
- West Parcel Site Improvements

### Commission/Opens:

- Thermal Energy Storage Tank
- (2) Water Wells

### Parking Effects:

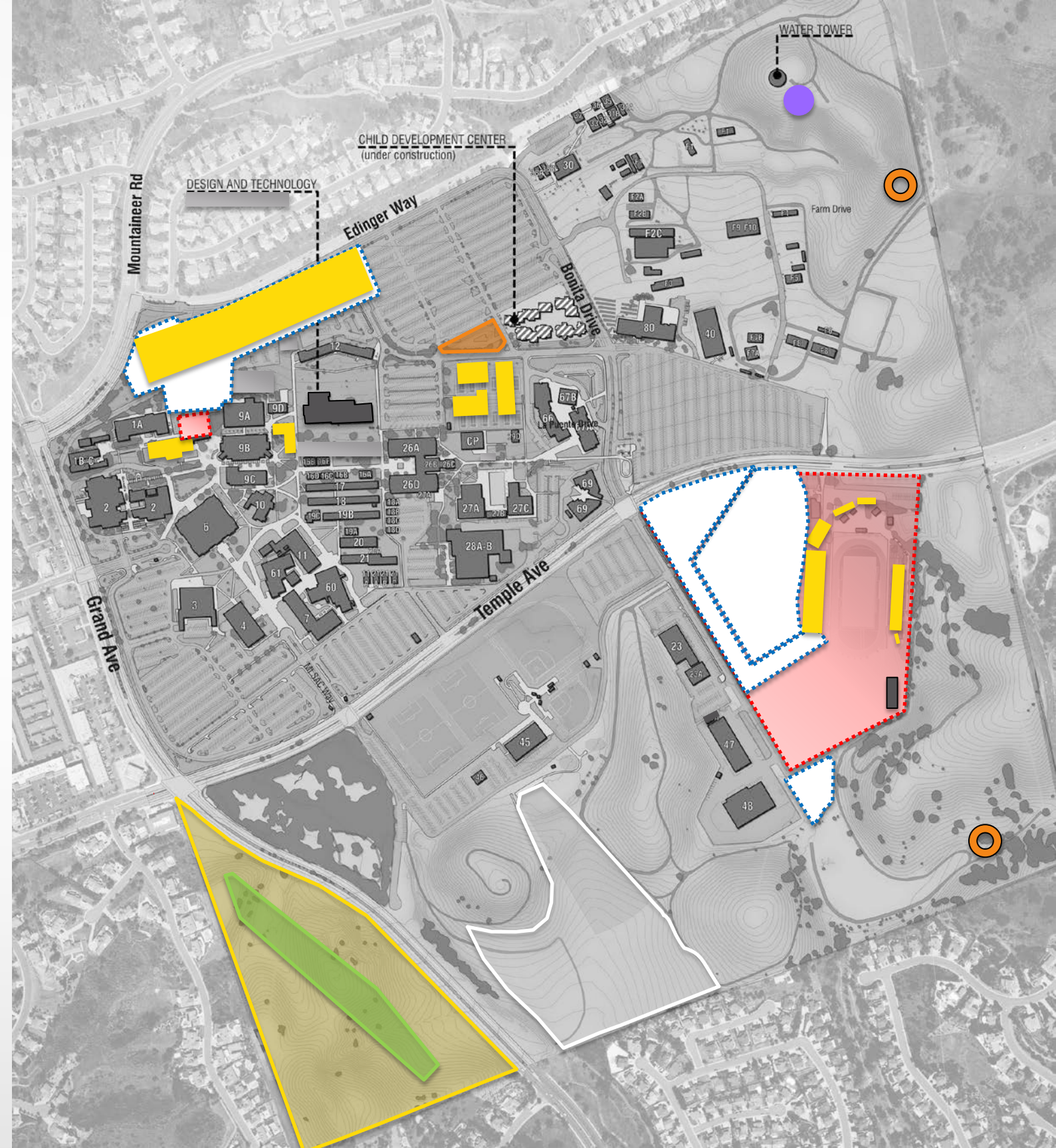
Needed Spaces = 7,228

Initial Available Spaces = 8,666

Removed Spaces = 1,398

Added Spaces = 35

Final Available Spaces = 7,303



# 6

## FALL 2015

**Campus ASF:**  
Initial ASF = 1,037,513

**Parking Effects:**  
Needed Spaces = 7,228  
Initial Available Spaces = 7,303



# 6

## FALL 2015

**Campus ASF:**  
Initial ASF = 1,037,513



### DSA/Bid/Award:

- Water Tower (100%)

### Parking Effects:

Needed Spaces = 7,228

Initial Available Spaces = 7,303

# 6

## FALL 2015

**Campus ASF:**  
Initial ASF = 1,037,513

### Construction:

- N. Campus Parking Structure (40%)

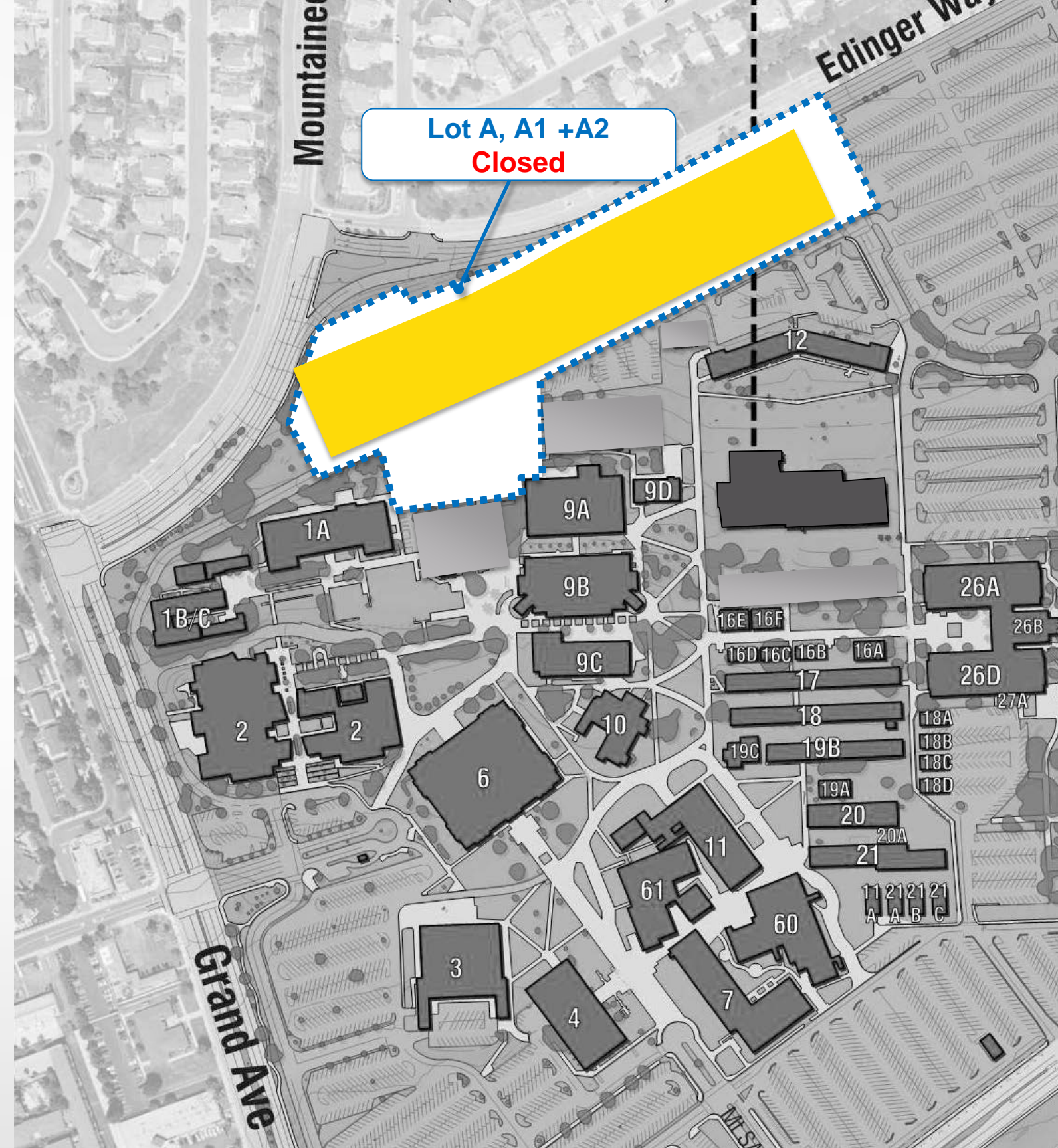
### DSA/Bid/Award:

- Water Tower

### Parking Effects:

Needed Spaces = 7,228

Initial Available Spaces = 7,303





# 6

## FALL 2015

**Campus ASF:**  
Initial ASF = 1,037,513

### Construction:

- N. Campus Parking Structure
- Business + Computer Technology (28%)

### DSA/Bid/Award:

- Water Tower

**Parking Effects:**  
Needed Spaces = 7,228  
Initial Available Spaces = 7,303



# 6

## FALL 2015

**Campus ASF:**  
Initial ASF = 1,037,513

### Construction:

- N. Campus Parking Structure
- Business + Computer Technology
- Athletics Complex East (33%)

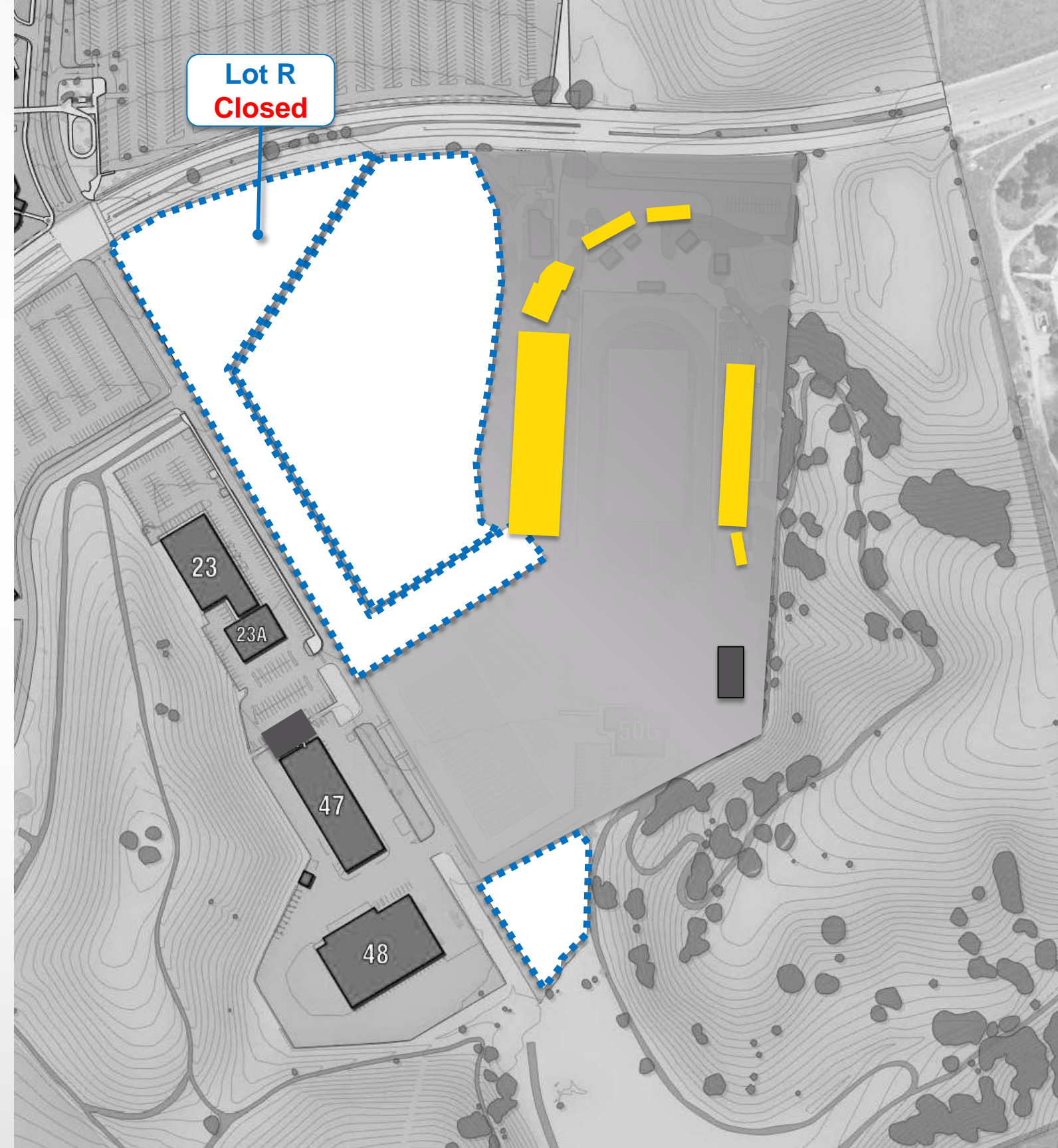
### DSA/Bid/Award:

- Water Tower

### Parking Effects:

Needed Spaces = 7,228

Initial Available Spaces = 7,303



# 6

## FALL 2015

**Campus ASF:**  
Initial ASF = 1,037,513

### Construction:

- N. Campus Parking Structure
- Business + Computer Technology
- Athletics Complex East
- **Solar Power Generation Station (33%)**

### DSA/Bid/Award:

- Water Tower

### Parking Effects:

Needed Spaces = 7,228

Initial Available Spaces = 7,303



# 6

## FALL 2015

**Campus ASF:**  
Initial ASF = 1,037,513

### Construction:

- N. Campus Parking Structure
- Business + Computer Technology
- Athletics Complex East
- Solar Power Generation Station

### Commission/Opens:

- West Parcel Site Improvements

### DSA/Bid/Award:

- Water Tower

### Parking Effects:

Needed Spaces = 7,228

Initial Available Spaces = 7,303



# 6

## FALL 2015

### Campus ASF:

Initial ASF = 1,037,513

Added ASF = 11,137

New ASF = 1,048,650

### Construction:

- N. Campus Parking Structure
- Business + Computer Technology
- Athletics Complex East
- Solar Power Generation Station

### Commission/Opens:

- West Parcel Site Improvements
- Food Services Building

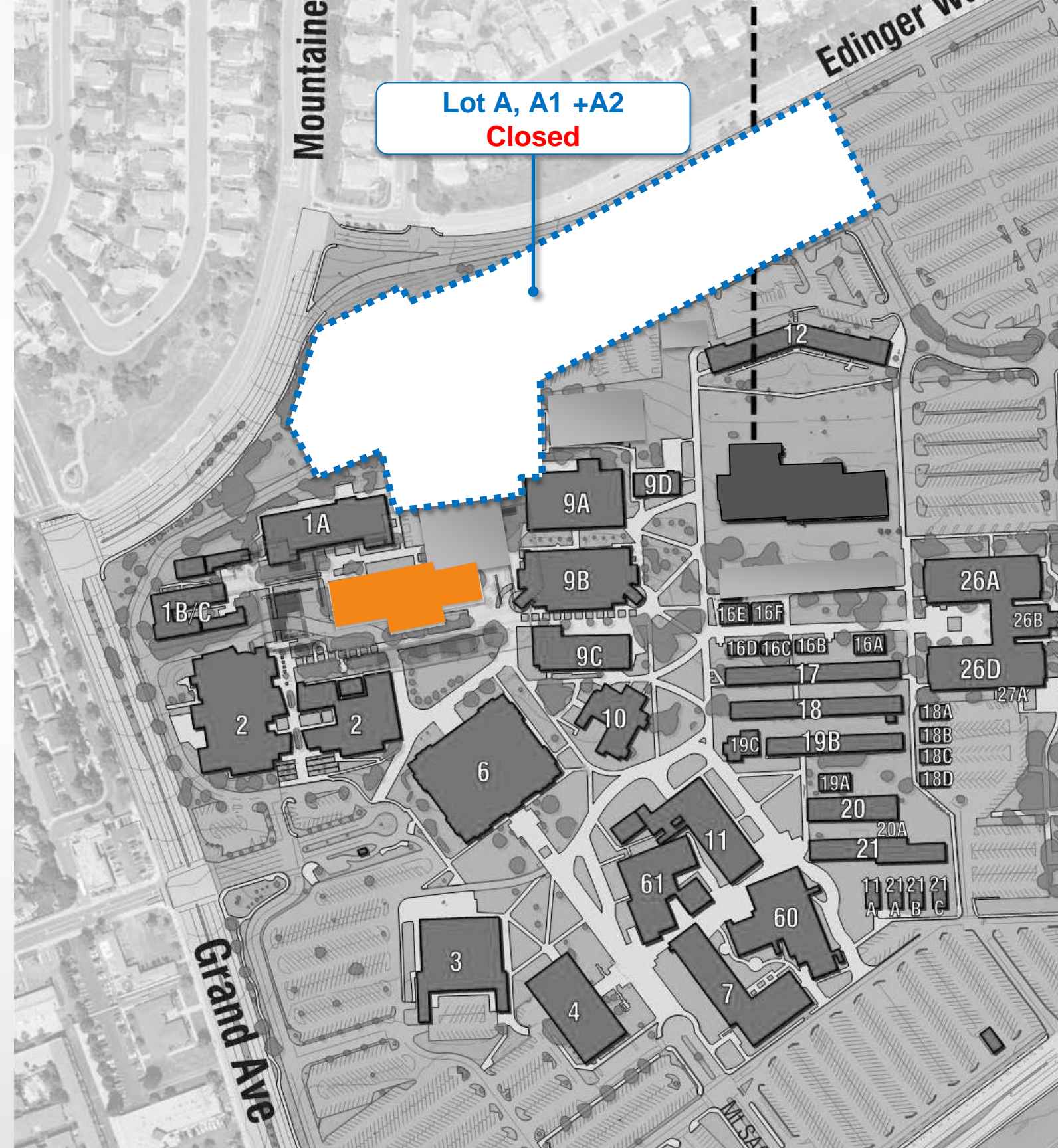
### DSA/Bid/Award:

- Water Tower

### Parking Effects:

Needed Spaces = 7,228

Initial Available Spaces = 7,303



# 6

## FALL 2015

### Campus ASF:

ASF = 1,048,650

Added ASF = 17,295

New ASF = 1,065,945

### Construction:

- N. Campus Parking Structure
- Business + Computer Technology
- Athletics Complex East
- Solar Power Generation Station

### Commission/Opens:

- West Parcel Site Improvements
- Food Services
- **Student Success Center**

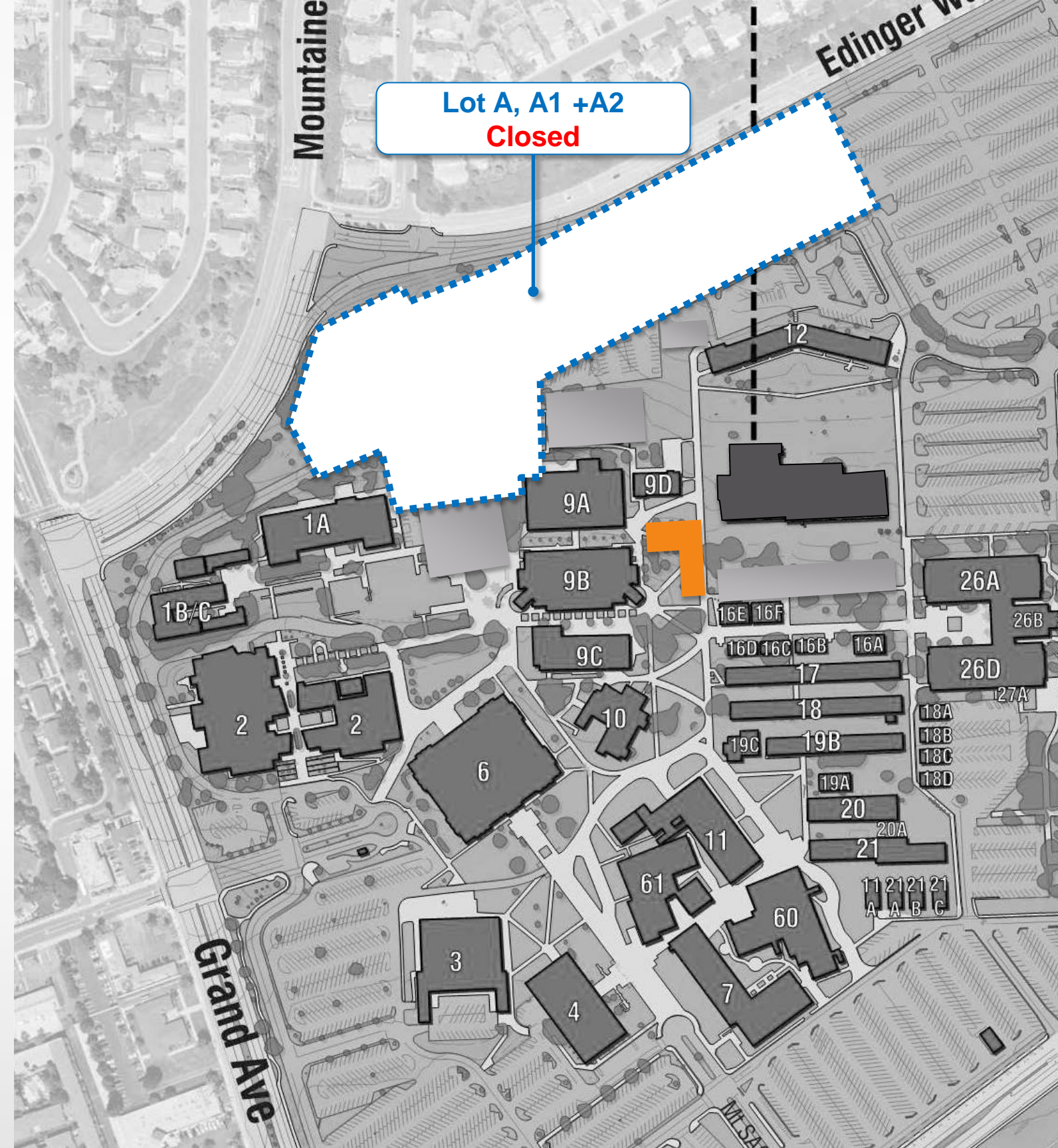
### DSA/Bid/Award:

- Water Tower

### Parking Effects:

Needed Spaces = 7,228

Initial Available Spaces = 7,303



# 6

## FALL 2015

### Campus ASF:

Initial ASF = 1,037,513

Added ASF = 28,432

Final ASF = 1,065,945

### Construction:

- N. Campus Parking Structure
- Business + Computer Technology
- Athletics Complex East
- Solar Power Generation Station

### Commission/Opens:

- West Parcel Site Improvements
- Food Services Building
- Student Success Center

### DSA/Bid/Award:

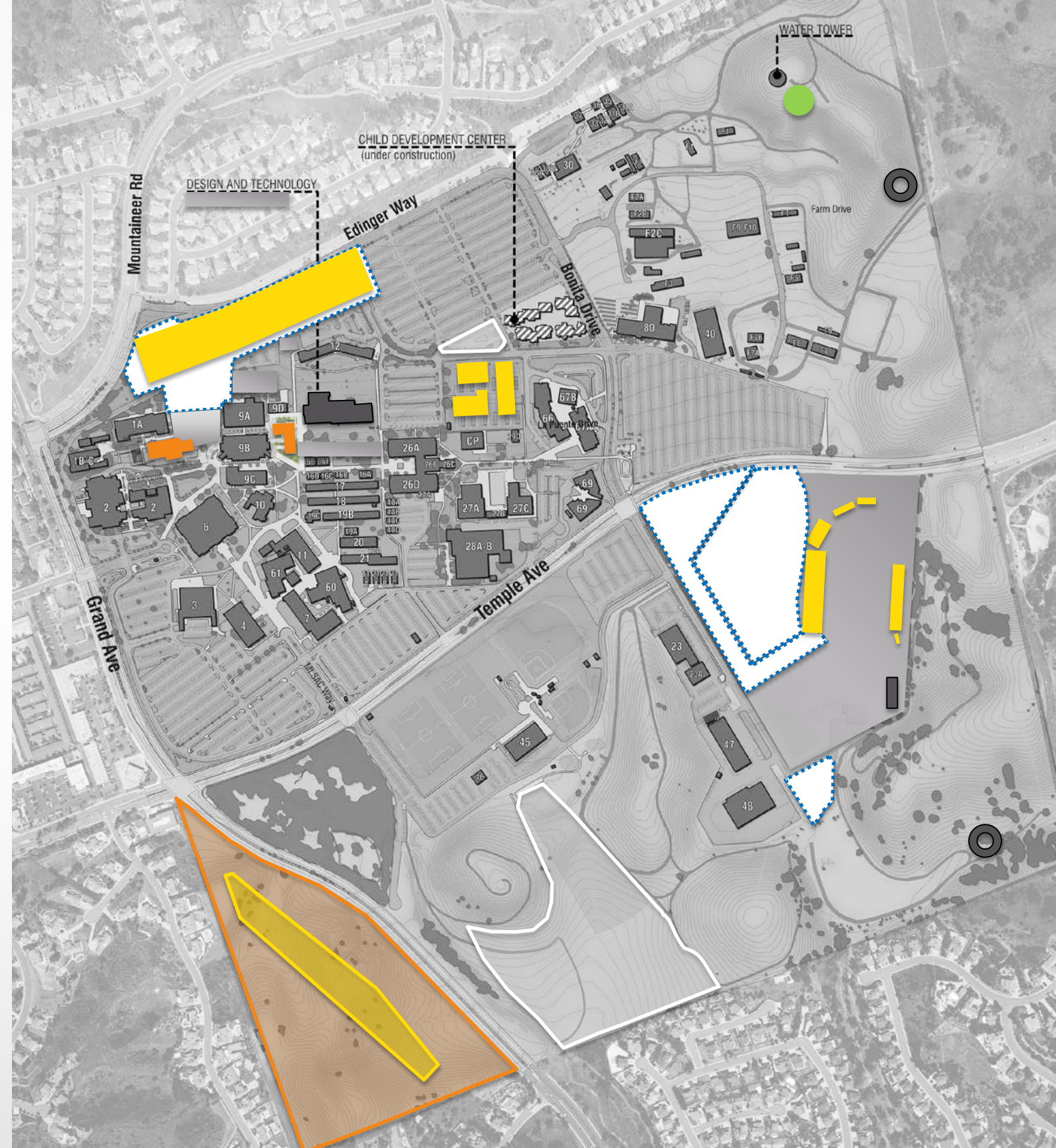
- Water Tower

### Parking Effects:

Needed Spaces = 7,228

Initial Available Spaces = 7,303

Final Available Spaces = 7,303



# 7

## SPRING 2016

**Campus ASF:**  
Initial ASF = 1,065,945

**Parking Effects:**  
Needed Spaces = 7,370  
Initial Available Spaces = 7,303





# 7

## SPRING 2016

### Campus ASF:

Initial ASF = 1,065,945

Removed ASF = 3,346

New ASF = 1,062,599

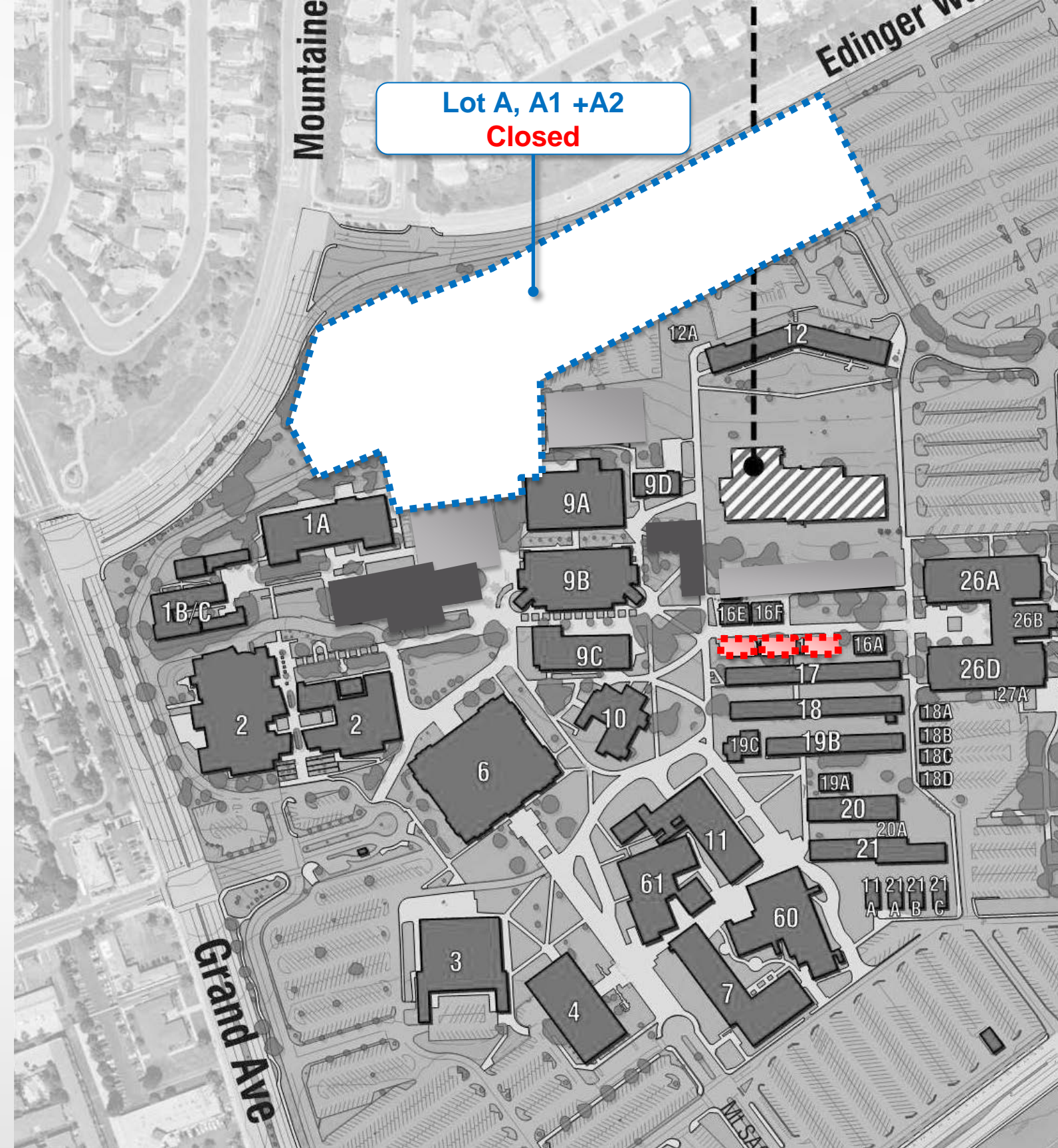
### Demolition:

- Building 16B (Temporary Admin)
- Building 16C (Veterans Resource Center)
- Building 16D (Computer Lab Student Services)

### Parking Effects:

Needed Spaces = 7,370

Initial Available Spaces = 7,303



# 7

## SPRING 2016

### Demolition:

- Building 16B (Temporary Admin)
- Building 16C (Veterans Resource Center)
- Building 16D (Computer Lab Student Services)

### Construction:

- N. Campus Parking Structure (60%)

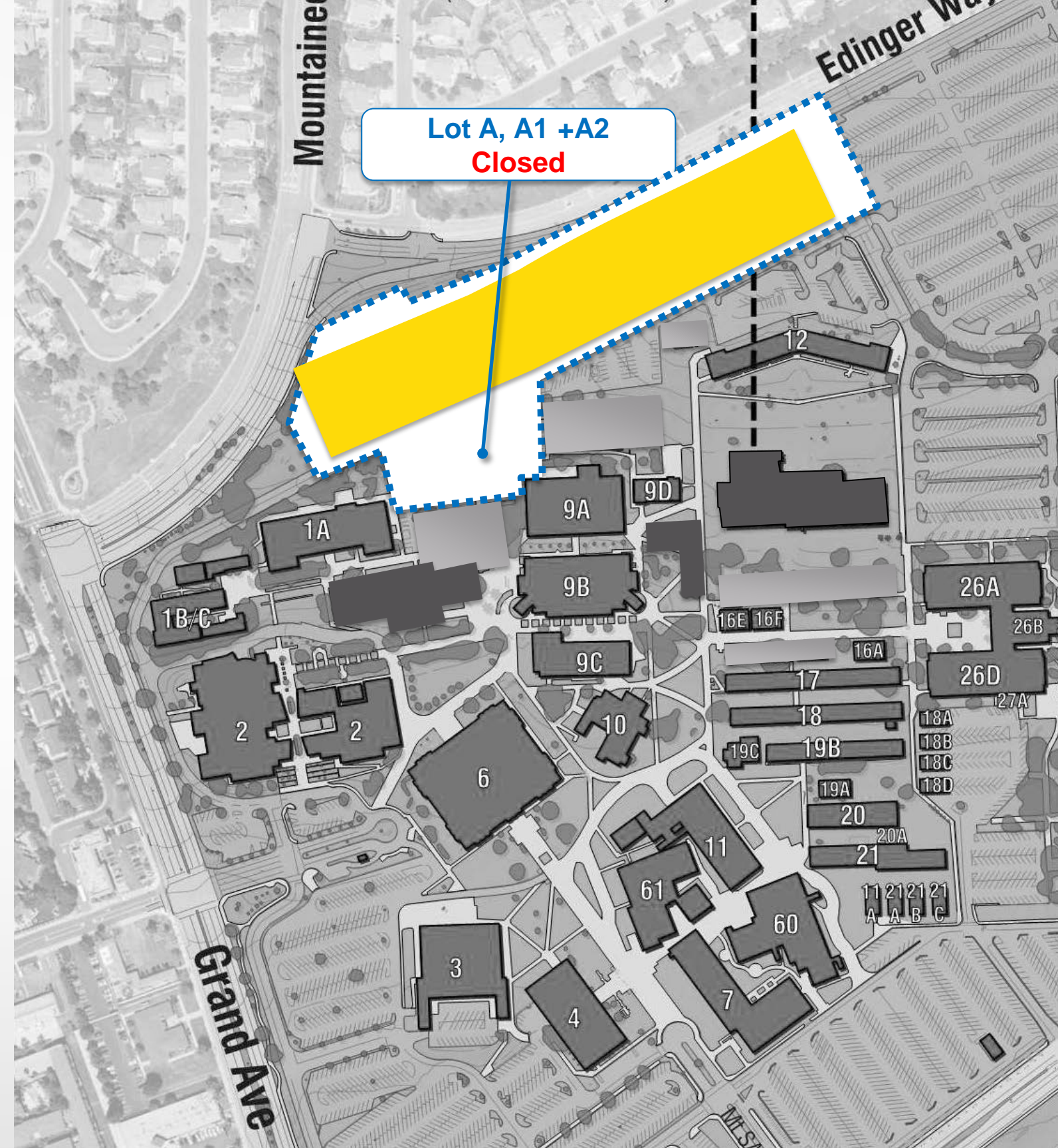
**Campus ASF:**

ASF = 1,062,599

### Parking Effects:

Needed Spaces = 7,370

Initial Available Spaces = 7,303



# 7

## SPRING 2016

### Demolition:

- Building 16B (Temporary Admin)
- Building 16C (Veterans Resource Center)
- Building 16D (Computer Lab Student Services)

### Construction:

- N. Campus Parking Structure
- **Business + Computer Technology (42%)**

### Parking Effects:

Needed Spaces = 7,370

Initial Available Spaces = 7,303

**Campus ASF:**

ASF = 1,062,599



# 7

## SPRING 2016

### Demolition:

- Building 16B (Temporary Admin)
- Building 16C (Veterans Resource Center)
- Building 16D (Computer Lab Student Services)

### Construction:

- N. Campus Parking Structure
- Business + Computer Technology
- **Water Tower (100%)**

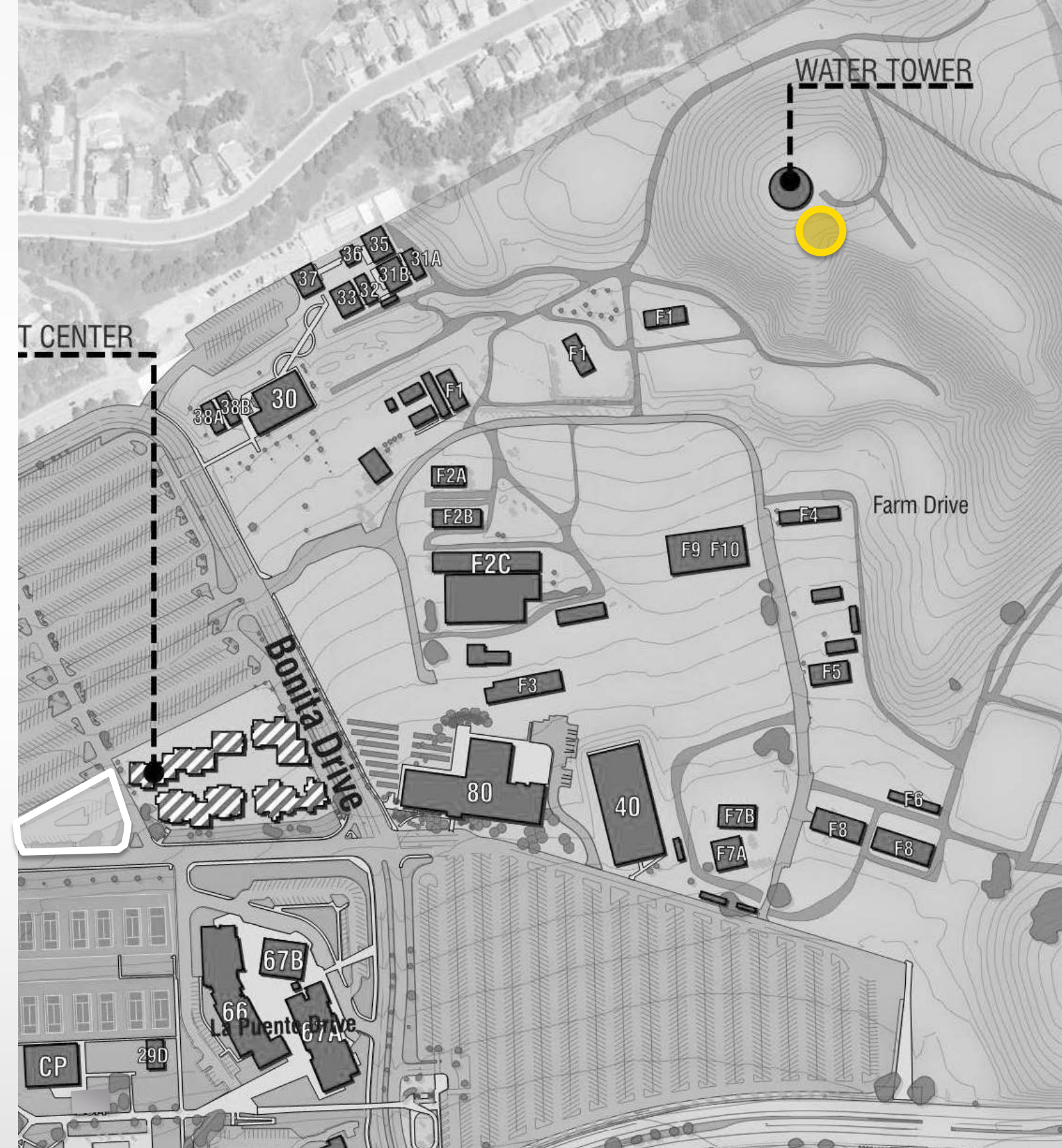
### Campus ASF:

ASF = 1,062,599

### Parking Effects:

Needed Spaces = 7,370

Initial Available Spaces = 7,303



# 7

## SPRING 2016

### Demolition:

- Building 16B (Temporary Admin)
- Building 16C (Veterans Resource Center)
- Building 16D (Computer Lab Student Services)

### Construction:

- N. Campus Parking Structure
- Business + Computer Technology
- Water Tower
- **Athletics Complex East (49%)**

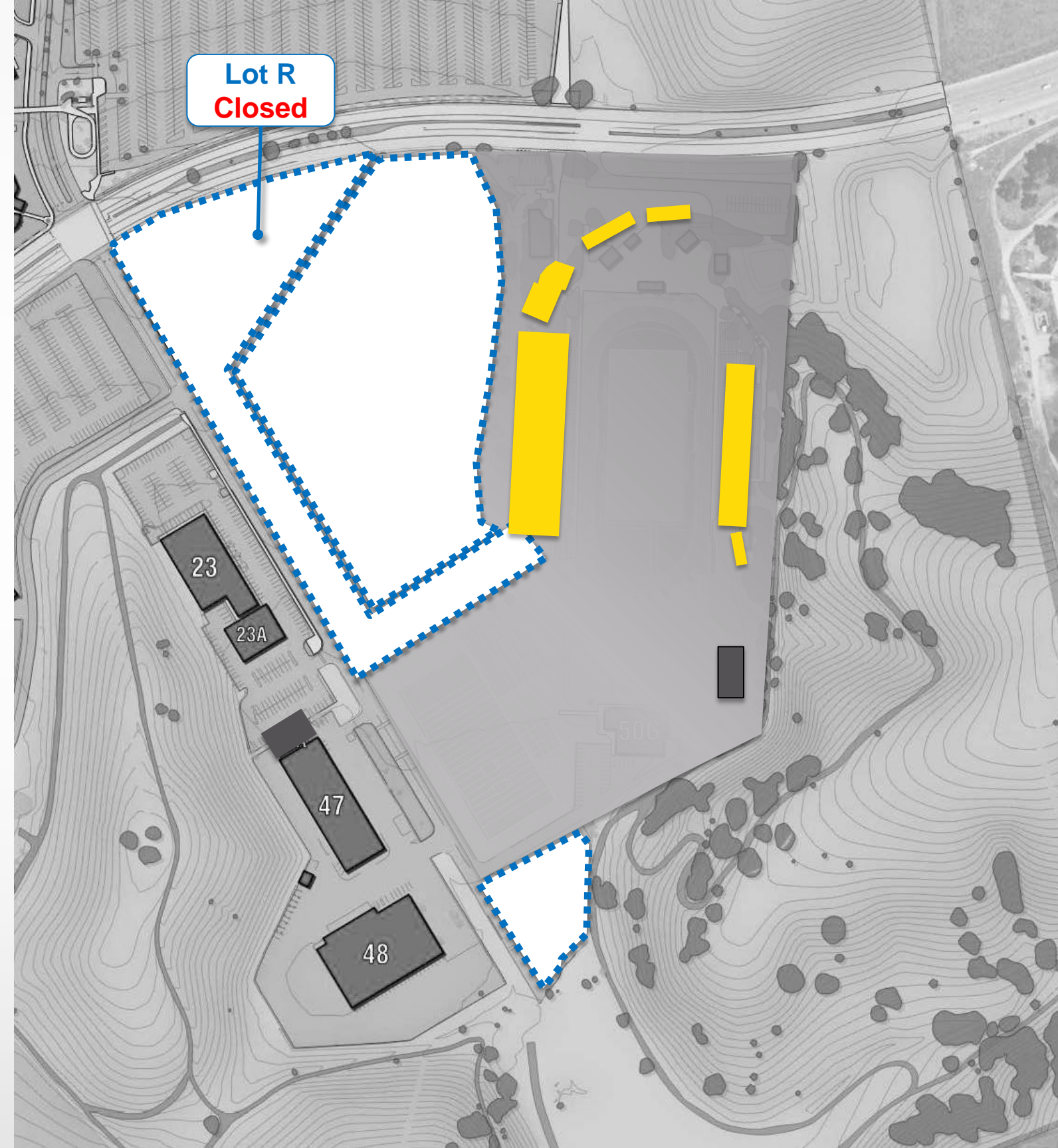
### Parking Effects:

Needed Spaces = 7,370

Initial Available Spaces = 7,303

**Campus ASF:**

ASF = 1,062,599



# 7

## SPRING 2016

### Campus ASF:

ASF = 1,062,599

### Demolition:

- Building 16B (Temporary Admin)
- Building 16C (Veterans Resource Center)
- Building 16D (Computer Lab Student Services)

### Construction:

- N. Campus Parking Structure
- Business + Computer Technology
- Water Tower
- Athletics Complex East
- **Solar Power Generation Station (66%)**

### Parking Effects:

Needed Spaces = 7,370

Initial Available Spaces = 7,303



# 7

## SPRING 2016

### Demolition:

- Building 16B (Temporary Admin)
- Building 16C (Veterans Resource Center)
- Building 16D (Computer Lab Student Services)

### Construction:

- N. Campus Parking Structure
- Business + Computer Technology
- Water Tower
- Athletics Complex East
- Solar Power Generation Station

### Campus ASF:

Initial ASF = 1,065,945

Removed ASF = 3,346

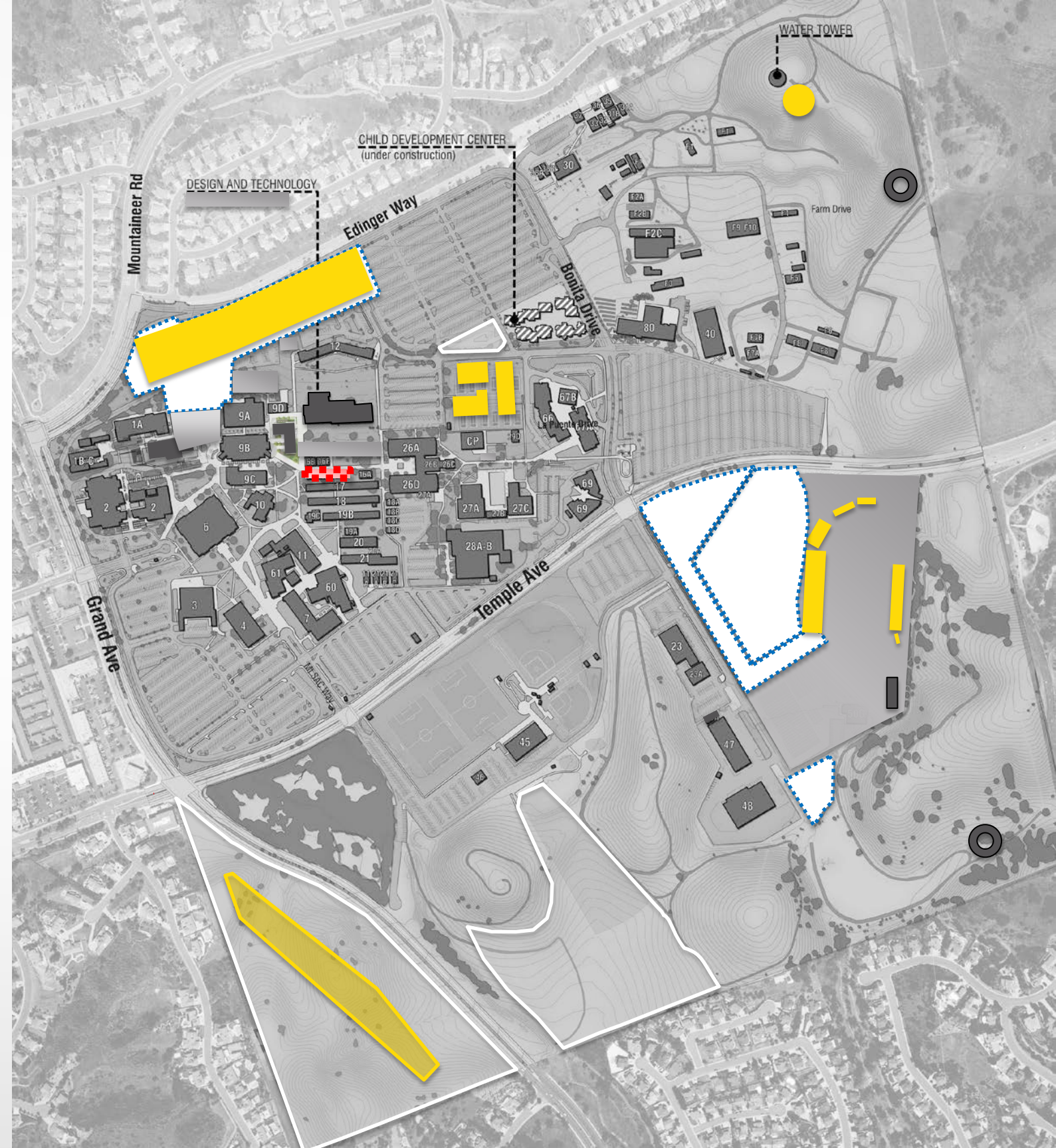
Final ASF = 1,062,599

### Parking Effects:

Needed Spaces = 7,370

Initial Available Spaces = 7,303

Final Available Spaces = 7,303



# 8

## SUMMER 2016

**Campus ASF:**  
Initial ASF = 1,062,599

**Parking Effects:**  
Needed Spaces = 7,370  
Initial Available Spaces = 7,303





# 8

## SUMMER 2016

**Campus ASF:**  
Initial ASF = 1,062,599

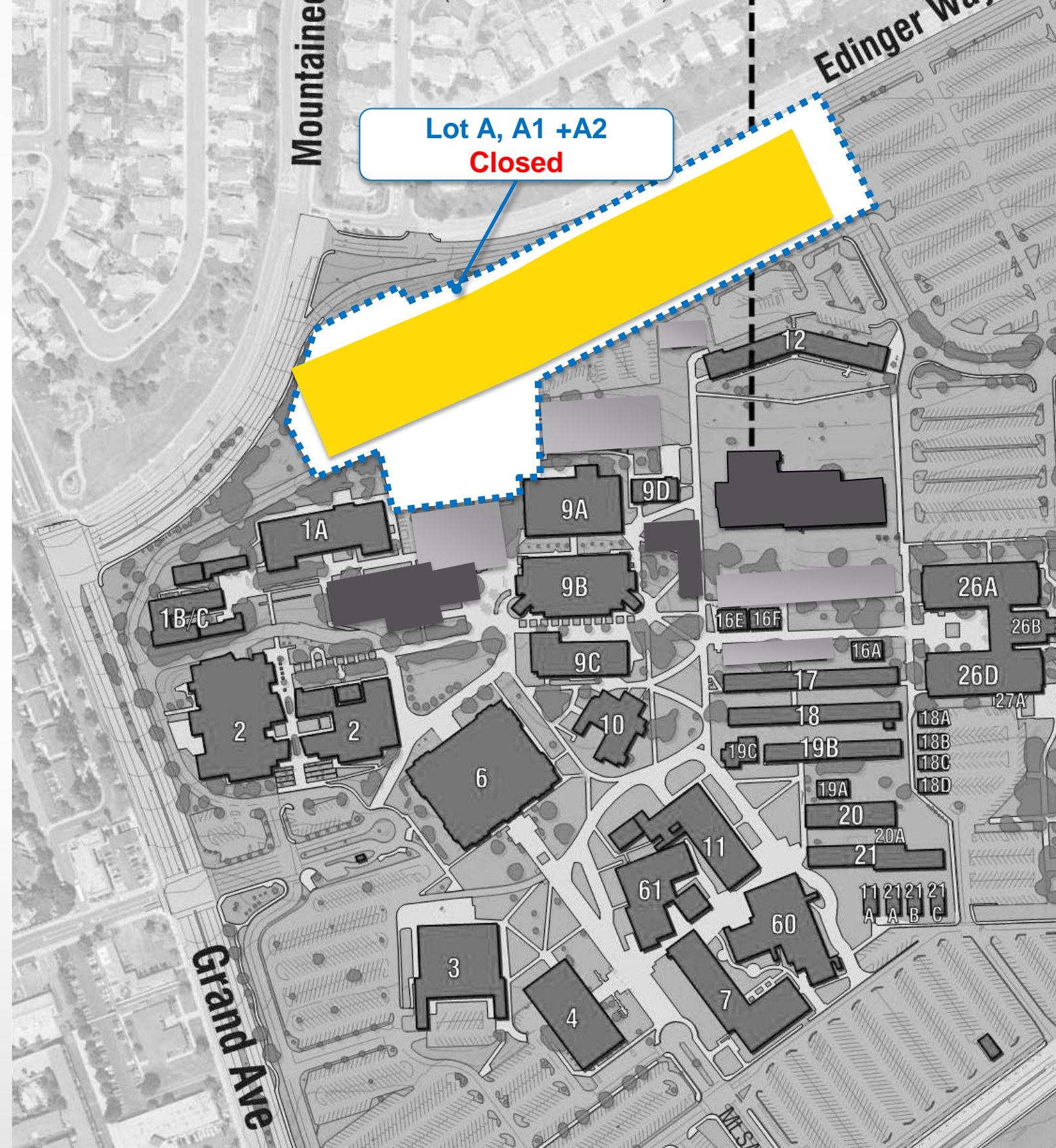
### Construction:

- N. Campus Parking Structure (80%)

### Parking Effects:

Needed Spaces = 7,370

Initial Available Spaces = 7,303



# 8

## SUMMER 2016

**Campus ASF:**  
Initial ASF = 1,062,599

### Construction:

- N. Campus Parking Structure
- Business + Computer Technology (57%)

### Parking Effects:

Needed Spaces = 7,370  
Initial Available Spaces = 7,303



# 8

## SUMMER 2016

**Campus ASF:**  
Initial ASF = 1,062,599

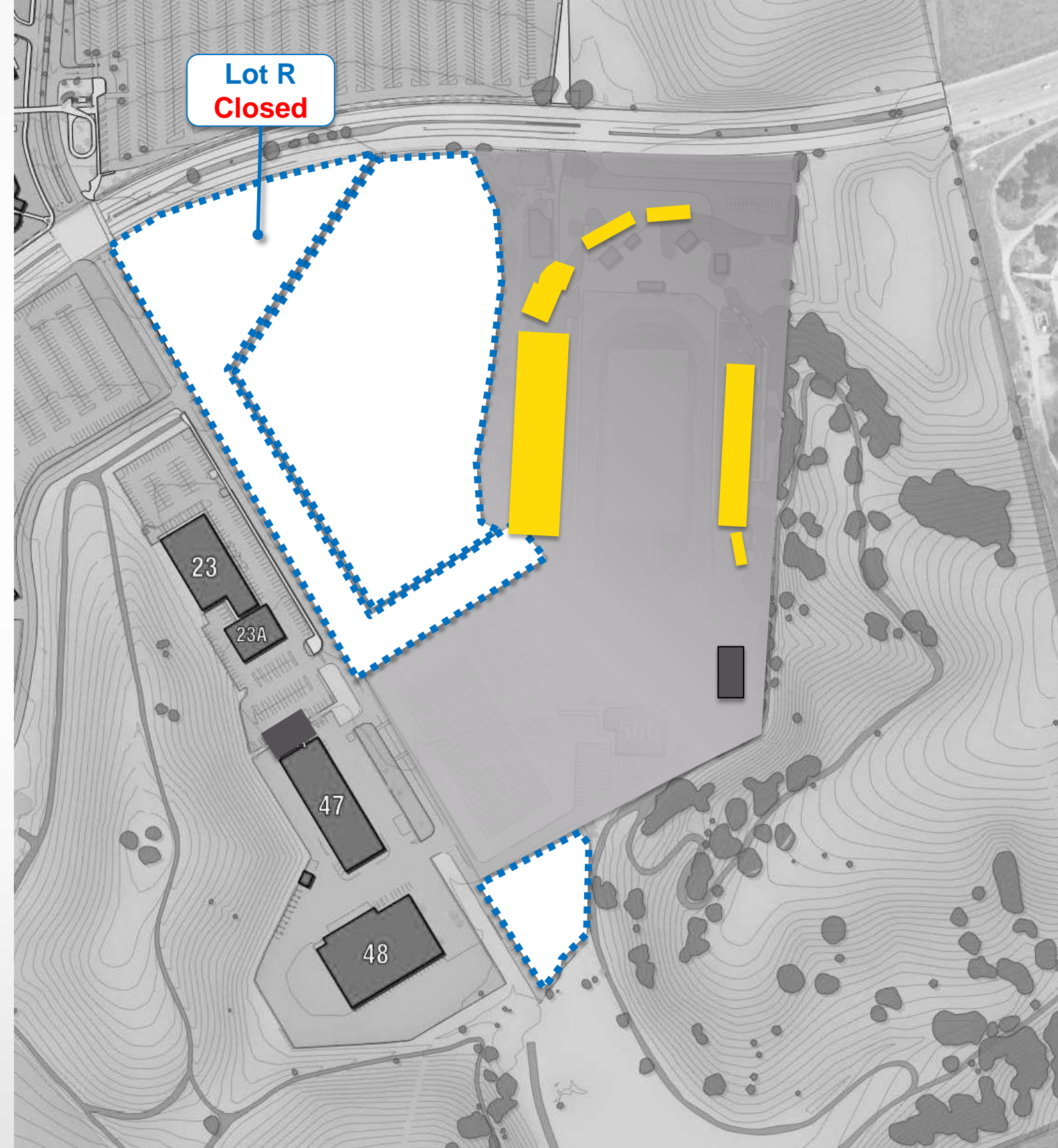
### Construction:

- N. Campus Parking Structure
- Business + Computer Technology
- Athletics Complex East (65%)

### Parking Effects:

Needed Spaces = 7,370

Initial Available Spaces = 7,303



# 8

## SUMMER 2016

**Campus ASF:**  
Initial ASF = 1,062,599

### Construction:

- N. Campus Parking Structure
- Business + Computer Technology
- Athletics Complex East
- **Solar Power Generation Station (100%)**

### Parking Effects:

Needed Spaces = 7,370

Initial Available Spaces = 7,303



# 8

## SUMMER 2016

**Campus ASF:**  
Initial ASF = 1,062,599

### Construction:

- N. Campus Parking Structure
- Business + Computer Technology
- Athletics Complex East
- Solar Power Generation Station

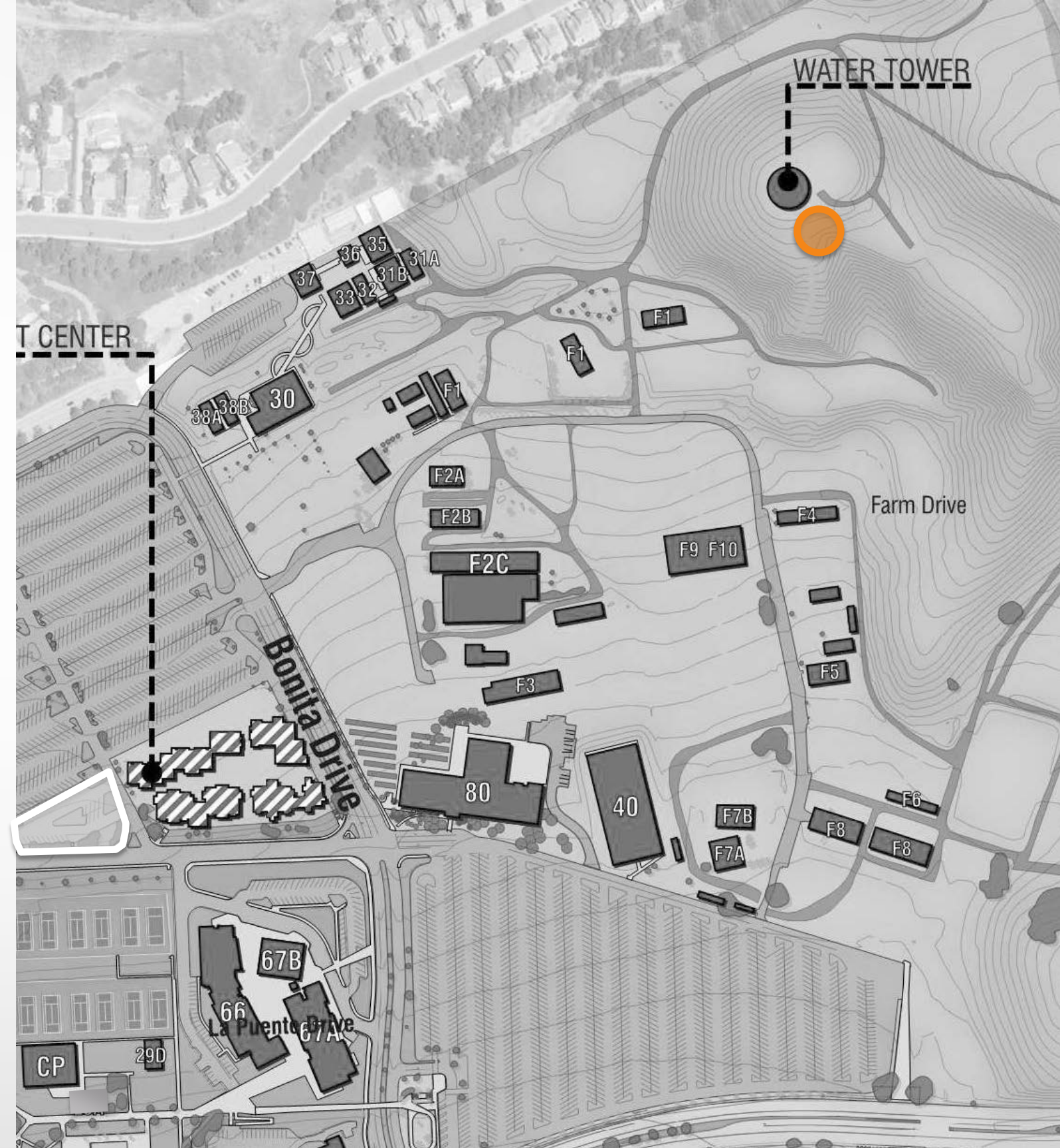
### Commission/Opens:

- Water Tower

### Parking Effects:

Needed Spaces = 7,370

Initial Available Spaces = 7,303



# 8

## SUMMER 2016

### Campus ASF:

Initial ASF = 1,062,599

Final ASF = 1,062,599

### Construction:

- N. Campus Parking Structure
- Business + Computer Technology
- Athletics Complex East
- Solar Power Generation Station

### Commission/Opens:

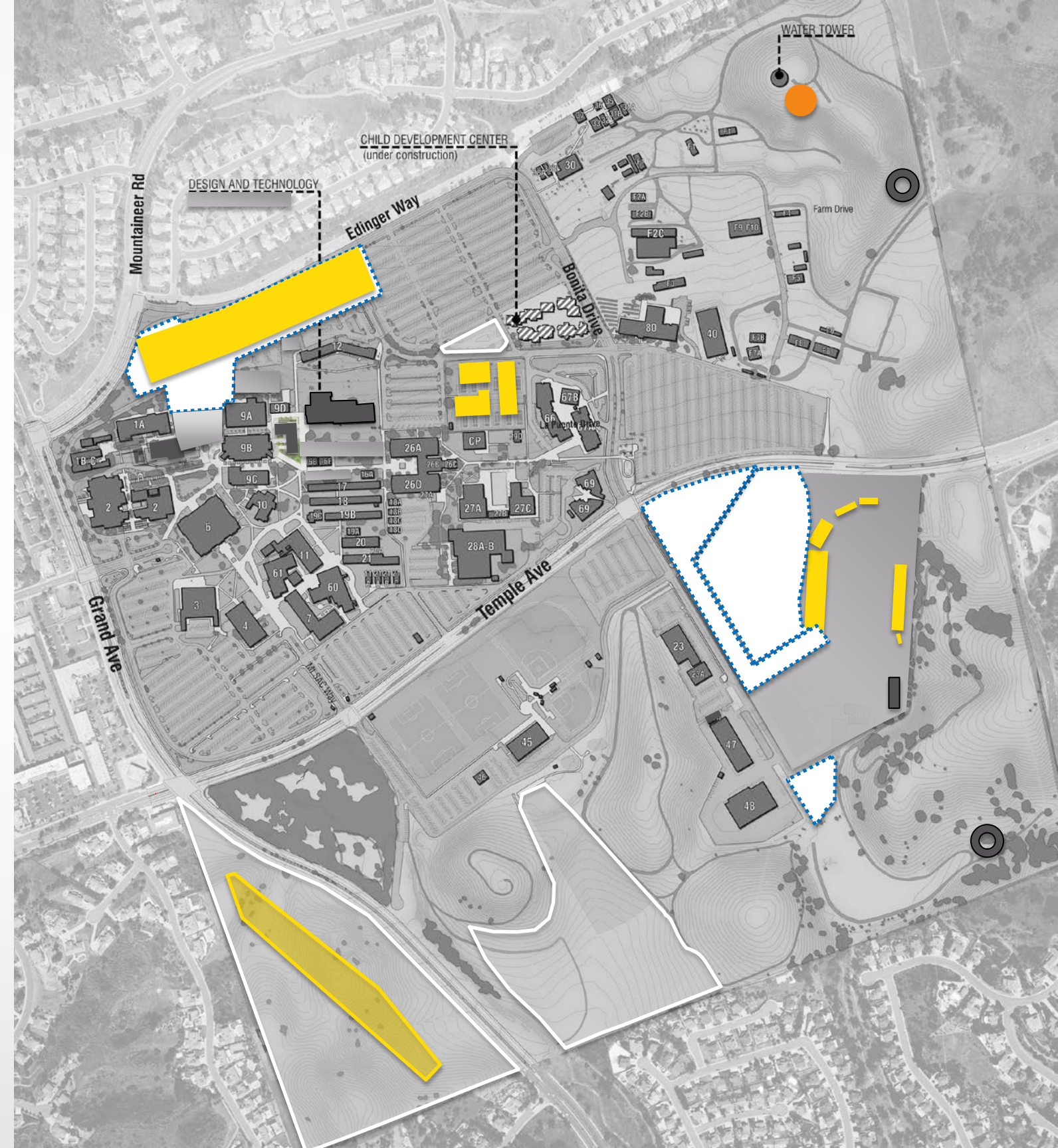
- Water Tower

### Parking Effects:

Needed Spaces = 7,370

Initial Available Spaces = 7,303

Final Available Spaces = 7,303



# 9

## FALL 2016

**Campus ASF:**  
Initial ASF = 1,062,599

**Parking Effects:**  
Needed Spaces = 7,370  
Initial Available Spaces = 7,303



# 9

## FALL 2016

**Campus ASF:**  
Initial ASF = 1,062,599

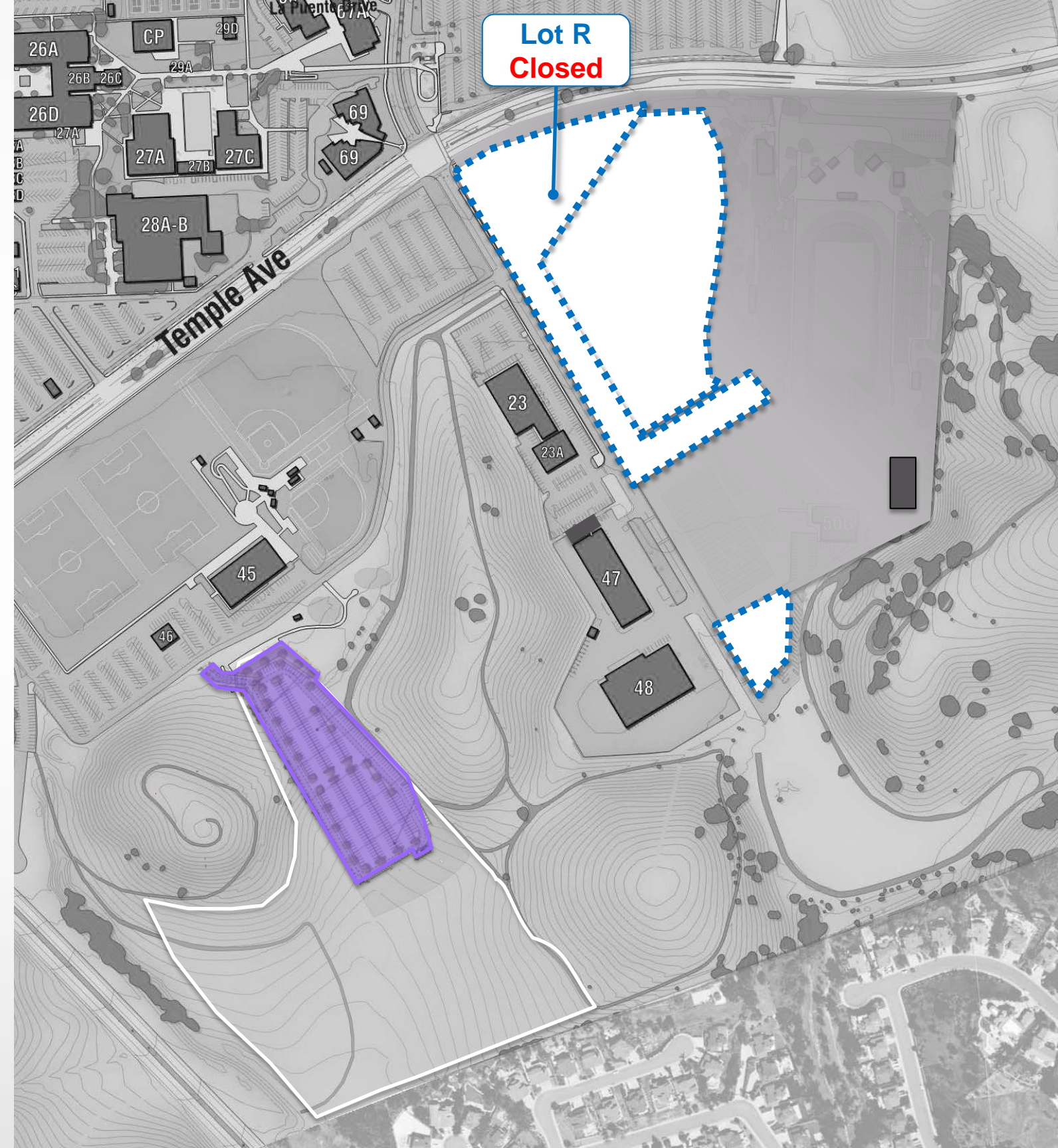
### Design:

- Parking Lot M (100%)

### Parking Effects:

Needed Spaces = 7,370

Initial Available Spaces = 7,303





# 9

## FALL 2016

**Campus ASF:**  
Initial ASF = 1,062,599

### Construction:

- N. Campus Parking Structure (100%)

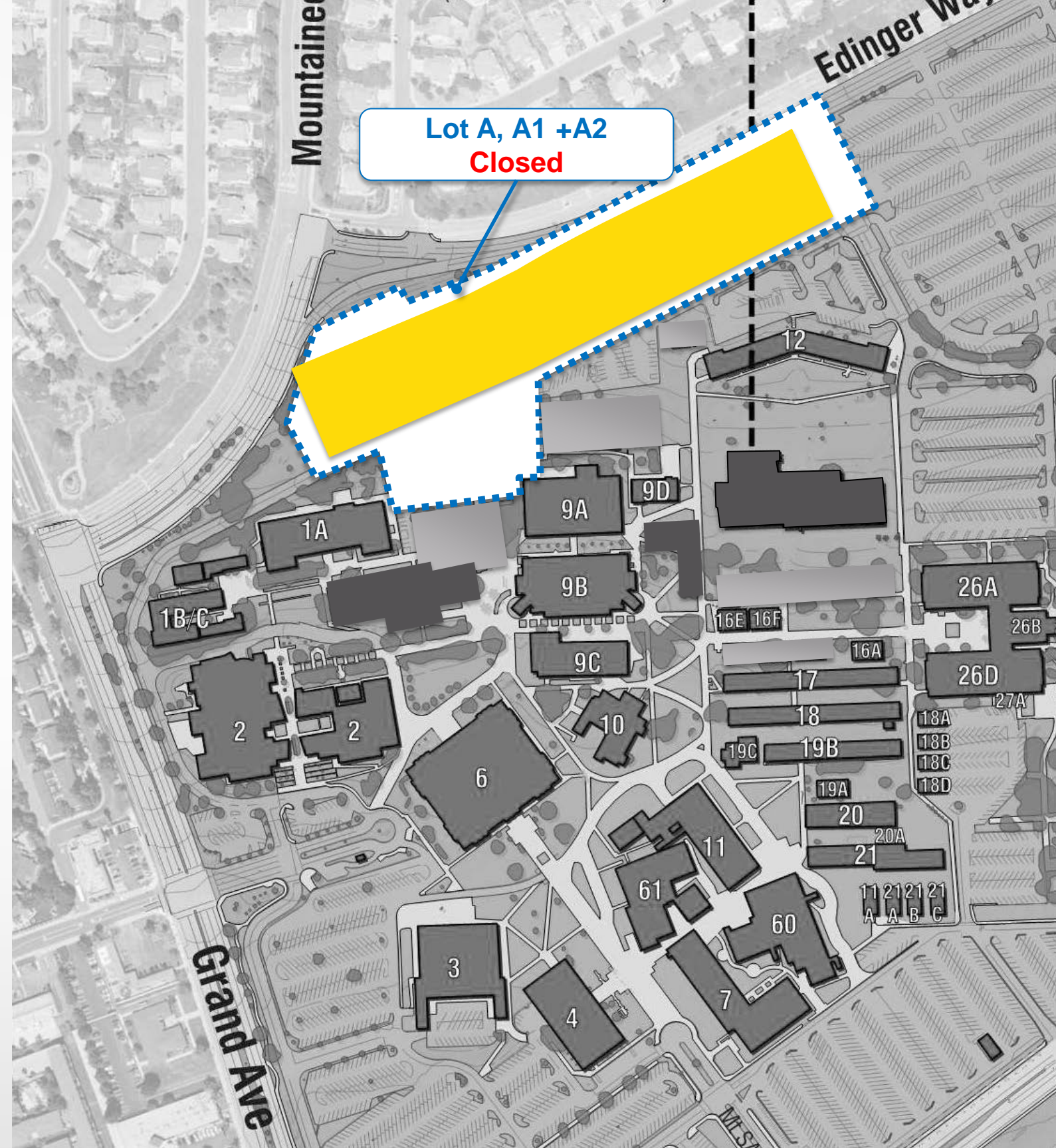
### Design:

- Parking Lot M

### Parking Effects:

Needed Spaces = 7,370

Initial Available Spaces = 7,303



# 9

## FALL 2016

**Campus ASF:**  
Initial ASF = 1,062,599

### Construction:

- N. Campus Parking Structure
- Business + Computer Technology (71%)

### Design:

- Parking Lot M

### Parking Effects:

Needed Spaces = 7,370

Initial Available Spaces = 7,303



# 9

## FALL 2016

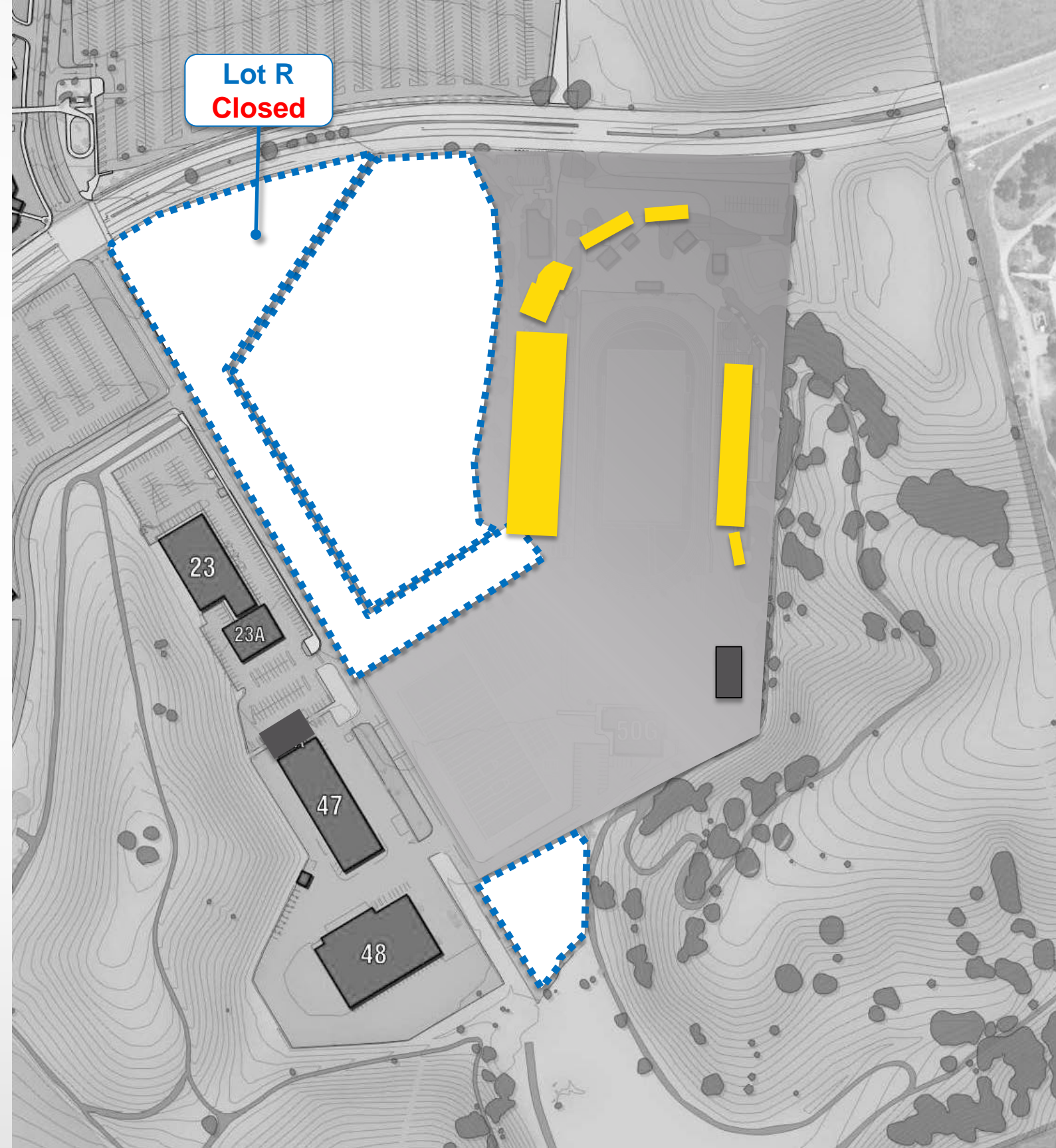
**Campus ASF:**  
Initial ASF = 1,062,599

### Construction:

- N. Campus Parking Structure
- Business + Computer Technology
- Athletics Complex East (82%)

### Design:

- Parking Lot M



# 9

## FALL 2016

**Campus ASF:**  
Initial ASF = 1,062,599

### Construction:

- N. Campus Parking Structure
- Business + Computer Technology
- Athletics Complex East

### Commission/Opens:

- Solar Power Generation Station

### Design:

- Parking Lot M

### Parking Effects:

Needed Spaces = 7,370

Initial Available Spaces = 7,303



# 9

## FALL 2016

### Campus ASF:

Initial ASF = 1,062,599

Final ASF = 1,062,599

### Construction:

- N. Campus Parking Structure
- Business + Computer Technology
- Athletics Complex East

### Commission/Opens:

- Solar Power Generation Station

### Design:

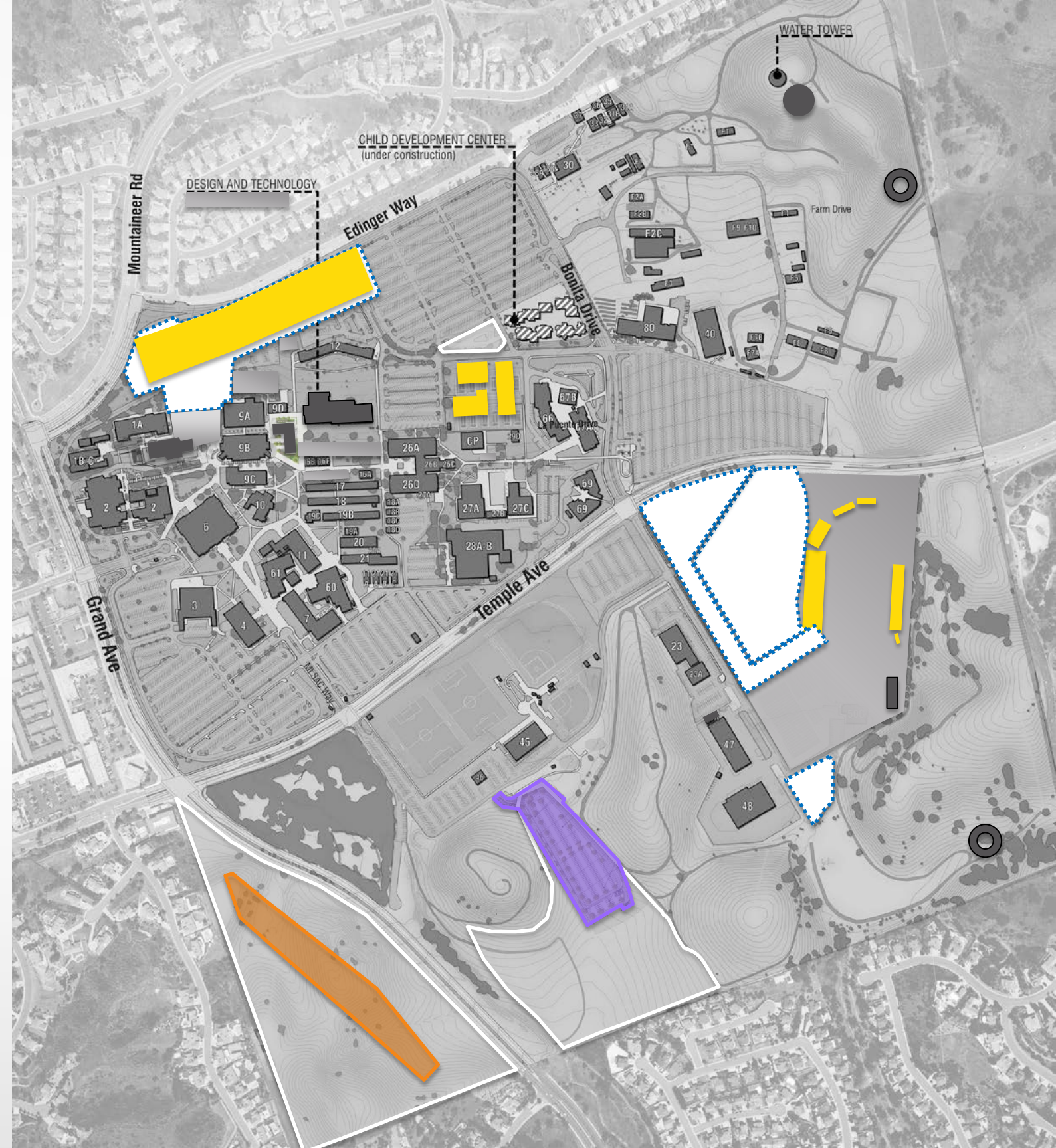
- Parking Lot M

### Parking Effects:

Needed Spaces = 7,370

Initial Available Spaces = 7,303

Final Available Spaces = 7,303



# 10

SPRING 2017

**Campus ASF:**  
Initial ASF = 1,062,599

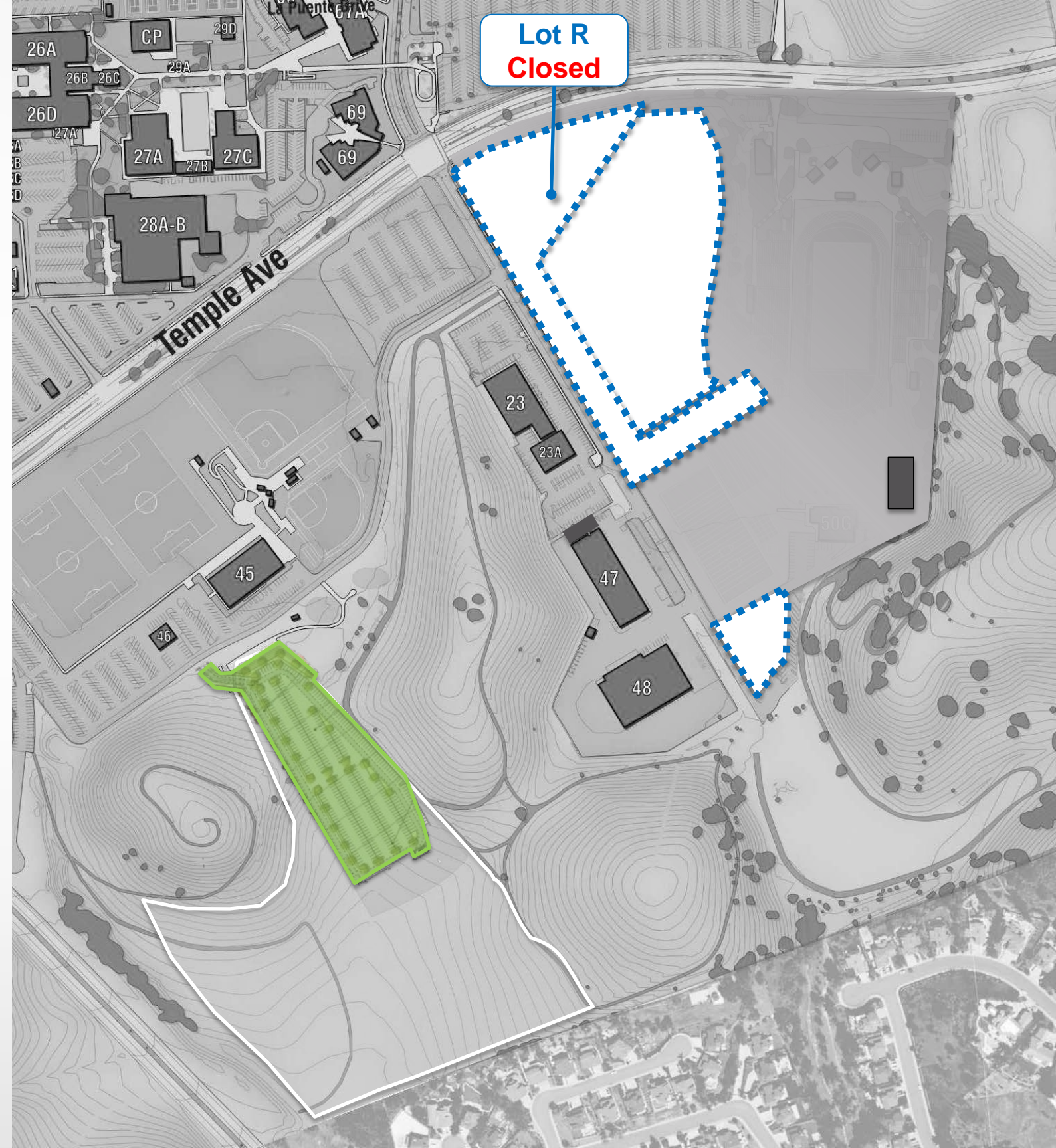
**Parking Effects:**  
Needed Spaces = 7,512  
Initial Available Spaces = 7,303



# 10

SPRING 2017

**Campus ASF:**  
Initial ASF = 1,062,599



## DSA/Bid/Award:

- Parking Lot M (100%)

**Parking Effects:**  
Needed Spaces = 7,512  
Initial Available Spaces = 7,303

# 10

## SPRING 2017

**Campus ASF:**  
Initial ASF = 1,062,599

### Construction:

- Business + Computer Technology (85%)

### DSA/Bid/Award:

- Parking Lot M

**Parking Effects:**  
Needed Spaces = 7,512  
Initial Available Spaces = 7,303





# 10

SPRING 2017

**Campus ASF:**  
Initial ASF = 1,062,599

## Construction:

- Business + Computer Technology
- Athletics Complex East (100%)

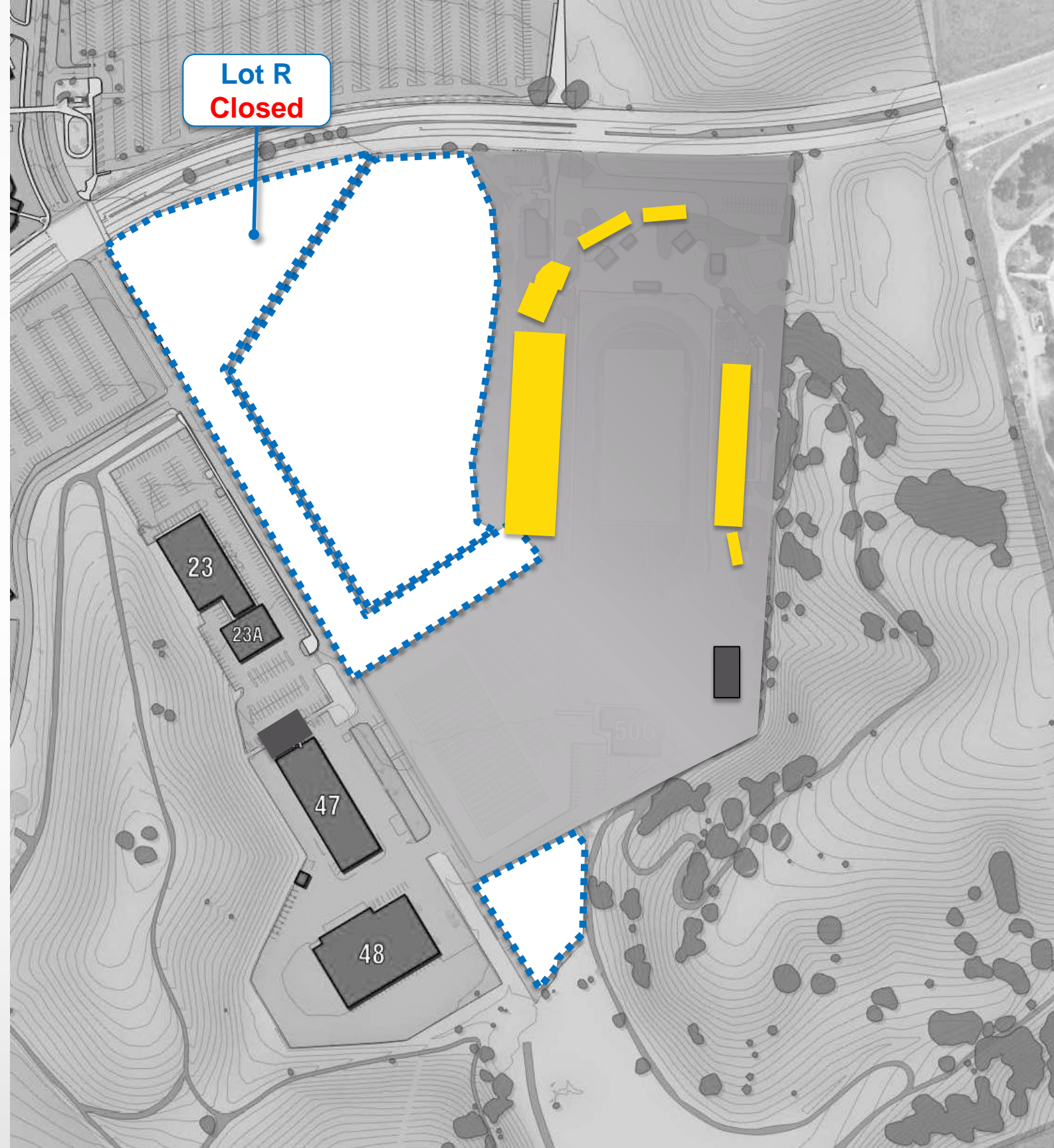
## DSA/Bid/Award:

- Parking Lot M

## Parking Effects:

Needed Spaces = 7,512

Initial Available Spaces = 7,303



# 10 SPRING 2017

**Campus ASF:**  
Initial ASF = 1,062,599

## Construction:

- Business + Computer Technology
- Athletics Complex East

## Commission/Opens:

- N. Campus Parking Structure

## DSA/Bid/Award:

- Parking Lot M

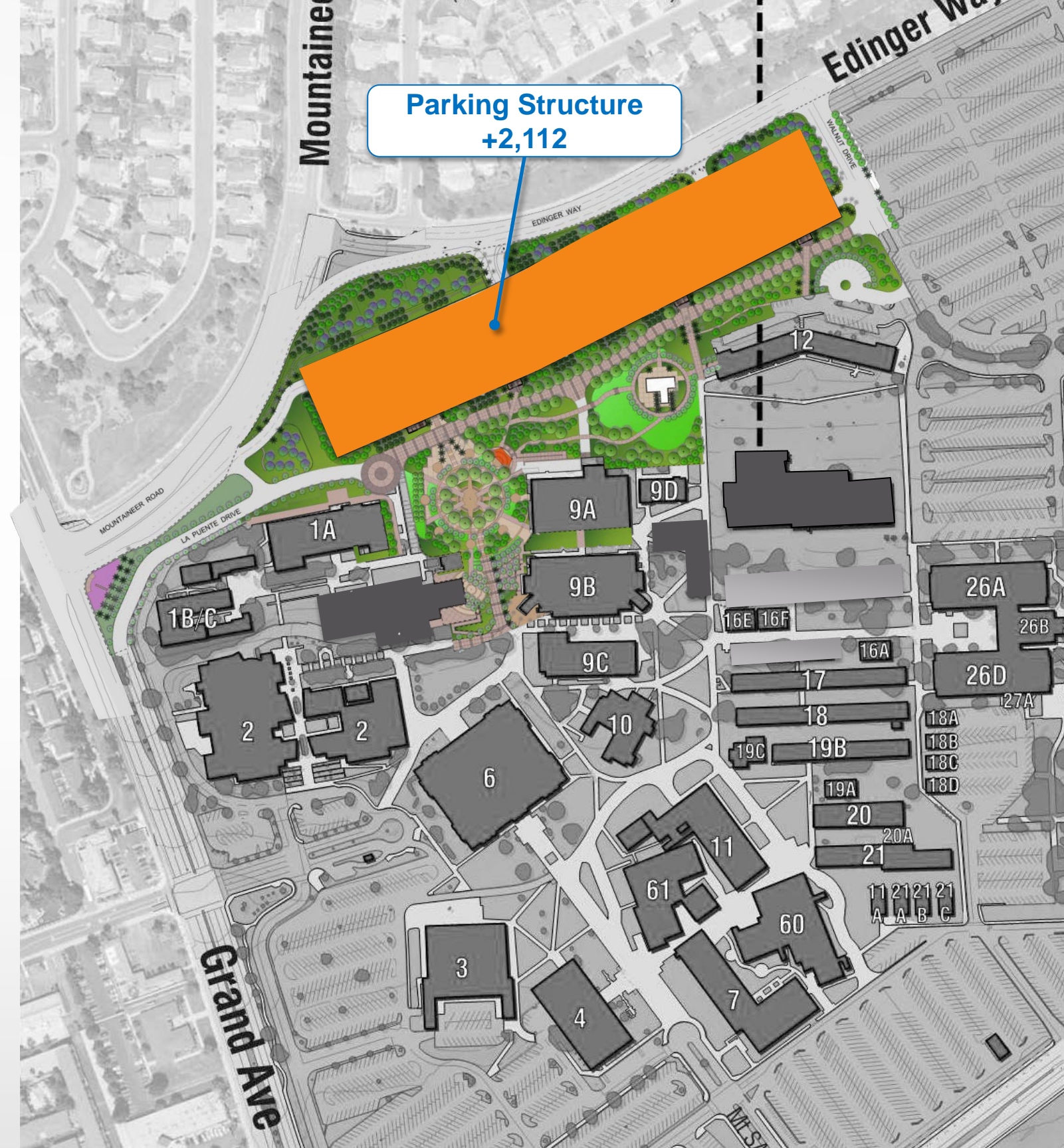
### Parking Effects:

Needed Spaces = 7,512

Initial Available Spaces = 7,303

Added Spaces = 2,112

New Available Spaces = 9,415



# 10

## SPRING 2017

### Campus ASF:

Initial ASF = 1,062,599

Final ASF = 1,062,599

### Construction:

- Business + Computer Technology
- Athletics Complex East

### Commission/Opens:

- N. Campus Parking Structure

### DSA/Bid/Award:

- Parking Lot M

### Parking Effects:

Needed Spaces = 7,512

Initial Available Spaces = 7,303

Added Spaces = 2,112

Final Available Spaces = 9,415



# 11

SUMMER 2017

**Campus ASF:**  
Initial ASF = 1,062,599

**Parking Effects:**  
Needed Spaces = 7,512  
Initial Available Spaces = 9,415



# 11

SUMMER 2017

**Campus ASF:**  
Initial ASF = 1,062,599

**Construction:**

- Business + Computer Technology (100%)

**Parking Effects:**  
Needed Spaces = 7,512  
Initial Available Spaces = 9,415



# 11

## SUMMER 2017

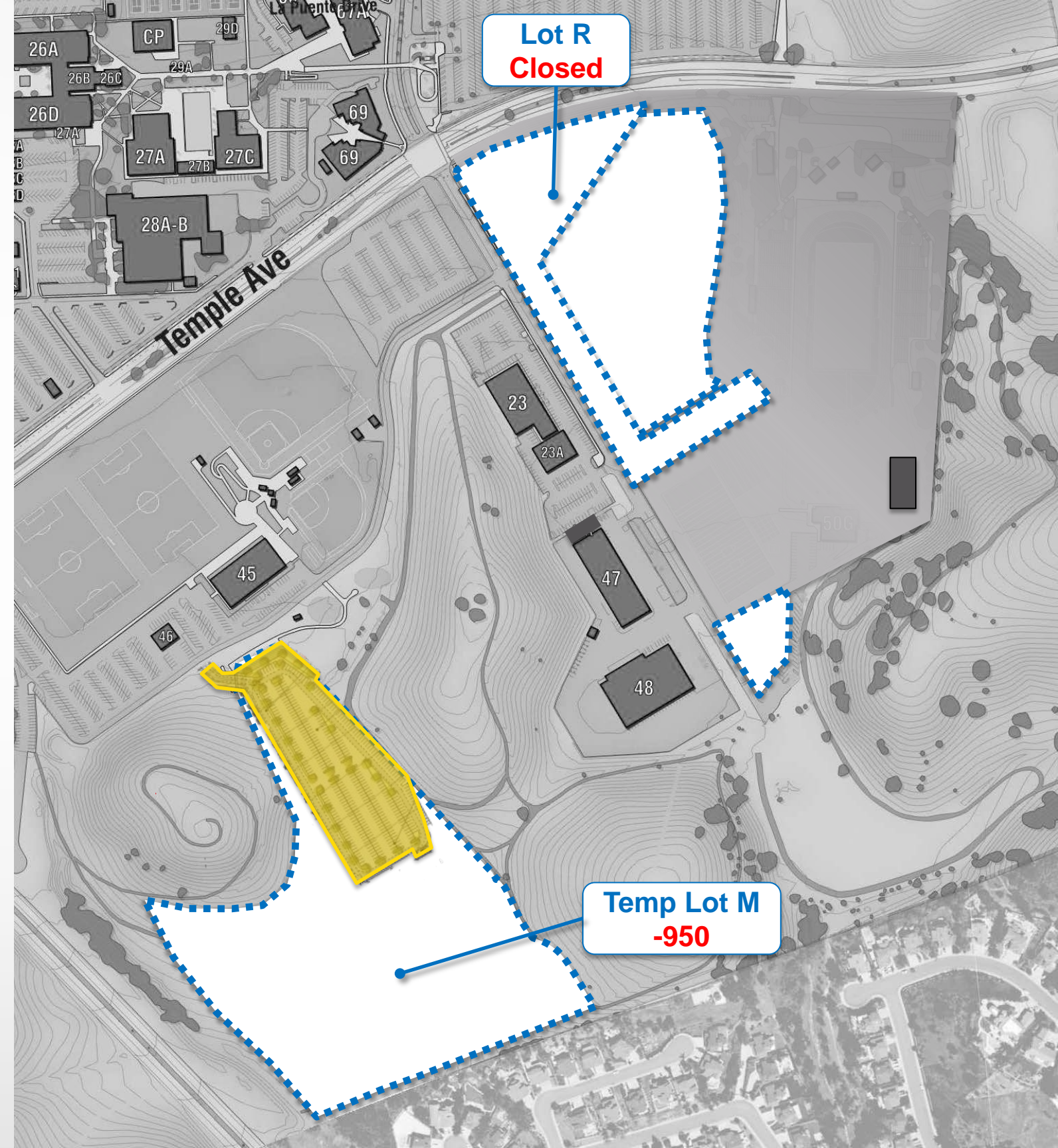
**Campus ASF:**  
Initial ASF = 1,062,599

### Construction:

- Business + Computer Technology
- Parking Lot M (100%)

### Parking Effects:

Needed Spaces = 7,512  
Initial Available Spaces = 9,415  
**Removed Spaces = 950**  
New Available Spaces = 8,465



# 11

SUMMER 2017

## Campus ASF:

Initial ASF = 1,062,599

Added ASF = 42,760

New ASF = 1,105,359

## Construction:

- Business + Computer Technology
- Parking Lot M

## Commission/Opens:

- Athletics Complex East

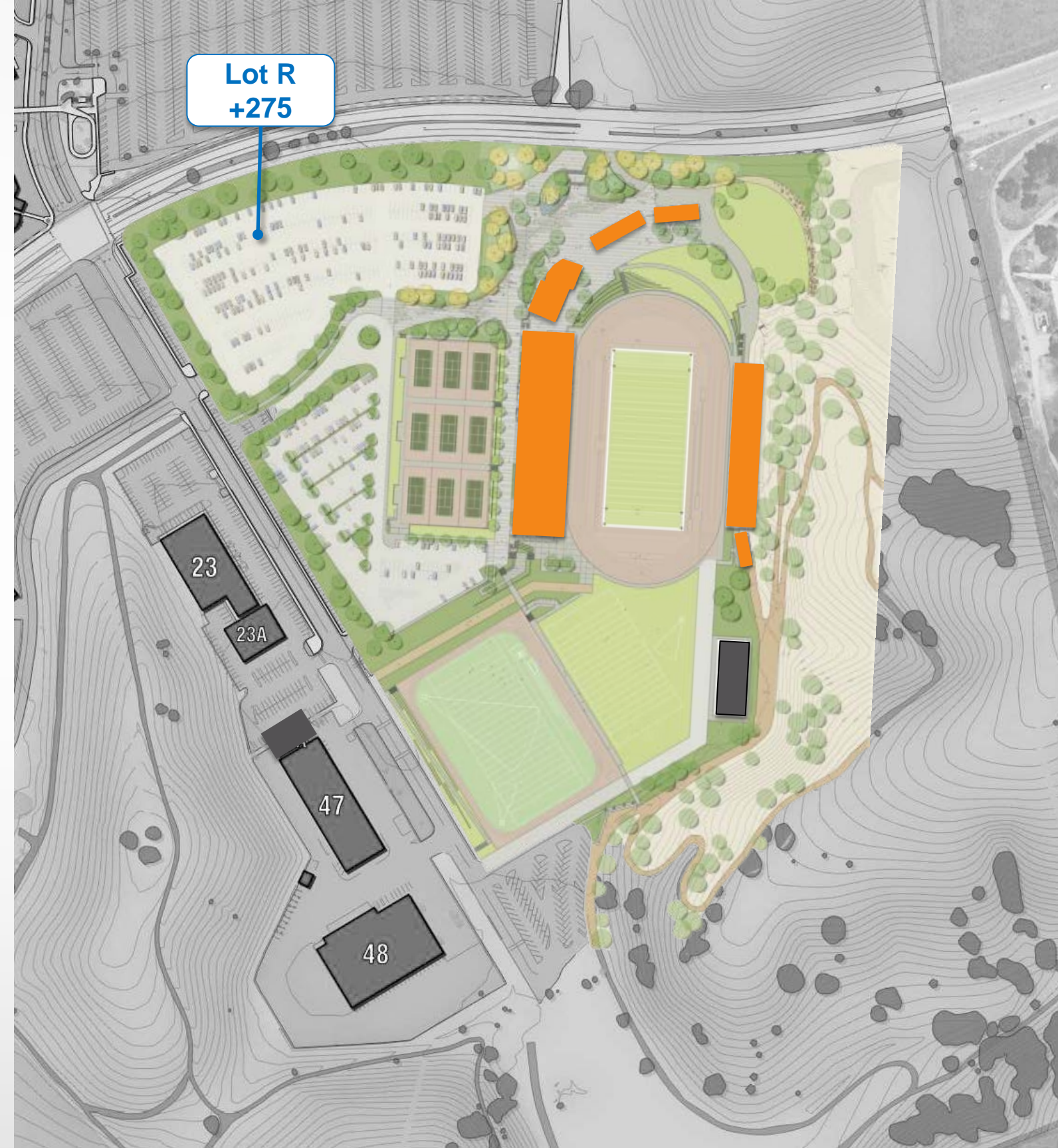
## Parking Effects:

Needed Spaces = 7,512

Available Spaces = 8,465

Added Spaces = 275

New Available Spaces = 8,740



# 11

## SUMMER 2017

### Campus ASF:

Initial ASF = 1,062,599

Added ASF = 42,760

Final ASF = 1,105,359

### Construction:

- Business + Computer Technology
- Parking Lot M

### Commission/Opens:

- Athletics Complex East

### Parking Effects:

Needed Spaces = 7,512

Initial Available Spaces = 9,415

Removed Spaces = 950

Added Spaces = 275

Final Available Spaces = 8,740





12  
FALL 2017

**Campus ASF:**  
Initial ASF = 1,105,359

**Parking Effects:**  
Needed Spaces = 7,512  
Initial Available Spaces = 8,740



# 12

FALL 2017

### Campus ASF:

Initial ASF = 1,105,359

Added ASF = 70,898

New ASF = 1,176,257

### Commission/Opens:

- Business + Computer Technology

### Parking Effects:

Needed Spaces = 7,512

Initial Available Spaces = 8,740



# 12

FALL 2017

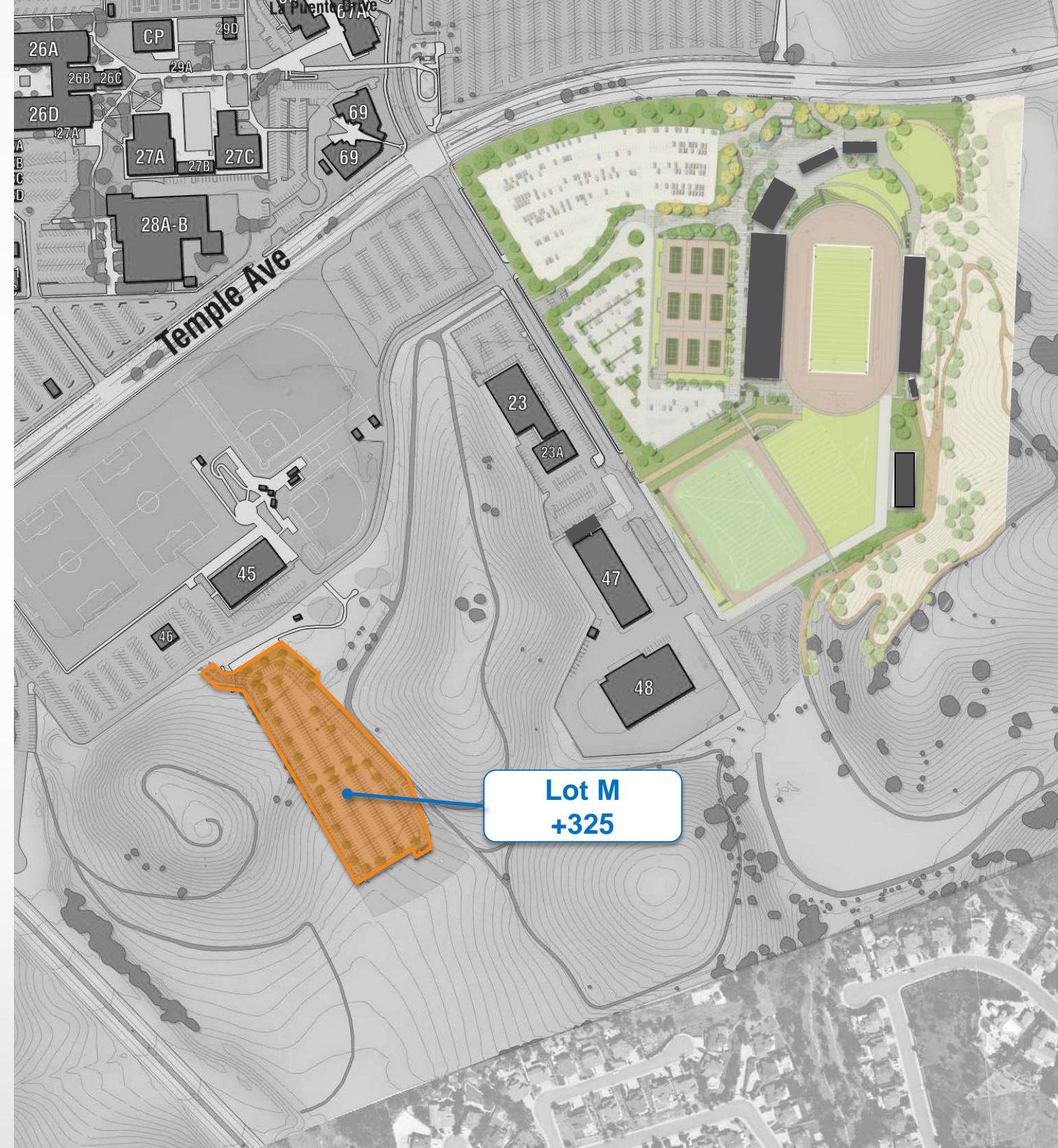
**Campus ASF:**  
New ASF = 1,176,257

### Commission/Opens:

- Business + Computer Technology
- Parking Lot M

### Parking Effects:

Needed Spaces = 7,512  
Initial Available Spaces = 8,740  
Added Spaces = 325  
New Available Spaces = 9,065



# 12

FALL 2017

### Campus ASF:

Initial ASF = 1,105,359

Added ASF = 70,898

Final ASF = 1,176,257

### Commission/Opens:

- Business + Computer Technology
- Parking Lot M

### Parking Effects:

Needed Spaces = 7,512

Initial Available Spaces = 8,740

Added Spaces = 325

Final Available Spaces = 9,065



# 13

## SPRING 2018

**Campus ASF:**  
Initial ASF = 1,176,257

**Parking Effects:**  
Needed Spaces = 7,653  
Initial Available Spaces = 9,065



# 13

## SPRING 2018

### Demolition:

- Building 17 (Business Education)
- Building 18 (Business Education)
- Building 18A (Temporary Business)
- Building 18B (Temporary Business)
- Building 19A (Child Development)
- Building 19B (Family/Consumer Science)
- Building 19C (Mountie Grill)
- Building 20 (Family/Consumer Science)

### Campus ASF:

Initial ASF = 1,176,257

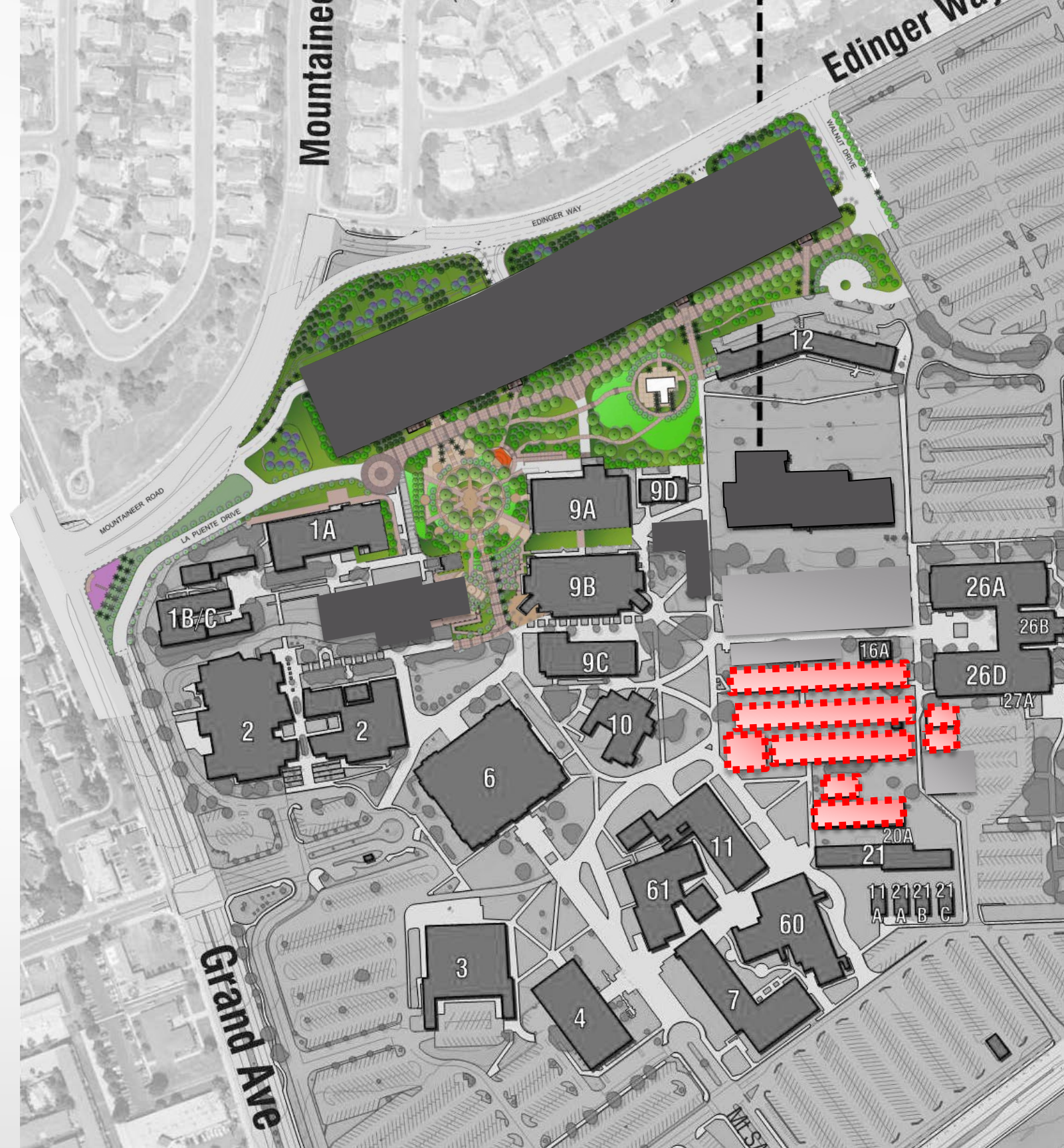
Removed ASF = 35,709

New ASF = 1,140,548

### Parking Effects:

Needed Spaces = 7,653

Initial Available Spaces = 9,065



# 13

## SPRING 2018

### Demolition:

- Building 17 (Business Education)
- Building 18 (Business Education)
- Building 18A (Temporary Business)
- Building 18B (Temporary Business)
- Building 19A (Child Development)
- Building 19B (Family/Consumer Science)
- Building 19C (Mountie Grill)
- Building 20 (Family/Consumer Science)

### Campus ASF:

Initial ASF = 1,176,257

Removed ASF = 35,709

Final ASF = 1,140,548

### Parking Effects:

Needed Spaces = 7,653

Initial Available Spaces = 9,065

Final Available Spaces = 9,065



# 14

## SUMMER 2018

### Campus Assignable Square Footage ( ASF):

Initial (98 buildings) ASF = 1,047,647

Final (87 buildings) ASF = 1,140,548

Initial Permanent Building (37 buildings) ASF = 632,699

Final Permanent Building (48 buildings) ASF = 813,557

Initial Buildings to be Renovated (15 buildings) ASF = 223,284

Final Buildings to be Renovated (15 buildings) ASF = 223,284

Initial Temporary Building (26 buildings) ASF = 38,981

Final Temporary Building (19 buildings) ASF = 31,579

Initial Buildings to be Demolished (20 buildings) ASF = 152,683

Final Buildings to be Demolished (5 buildings) ASF = 72,128

### Campus Gross Square Footage (GSF):

Initial (98 buildings) GSF = 1,520,609

Final (87 buildings) GSF = 2,375,833

### Parking Effects:

Needed Spaces = 7,653

Initial Available Spaces = 9,065

Final Available Spaces = 9,065



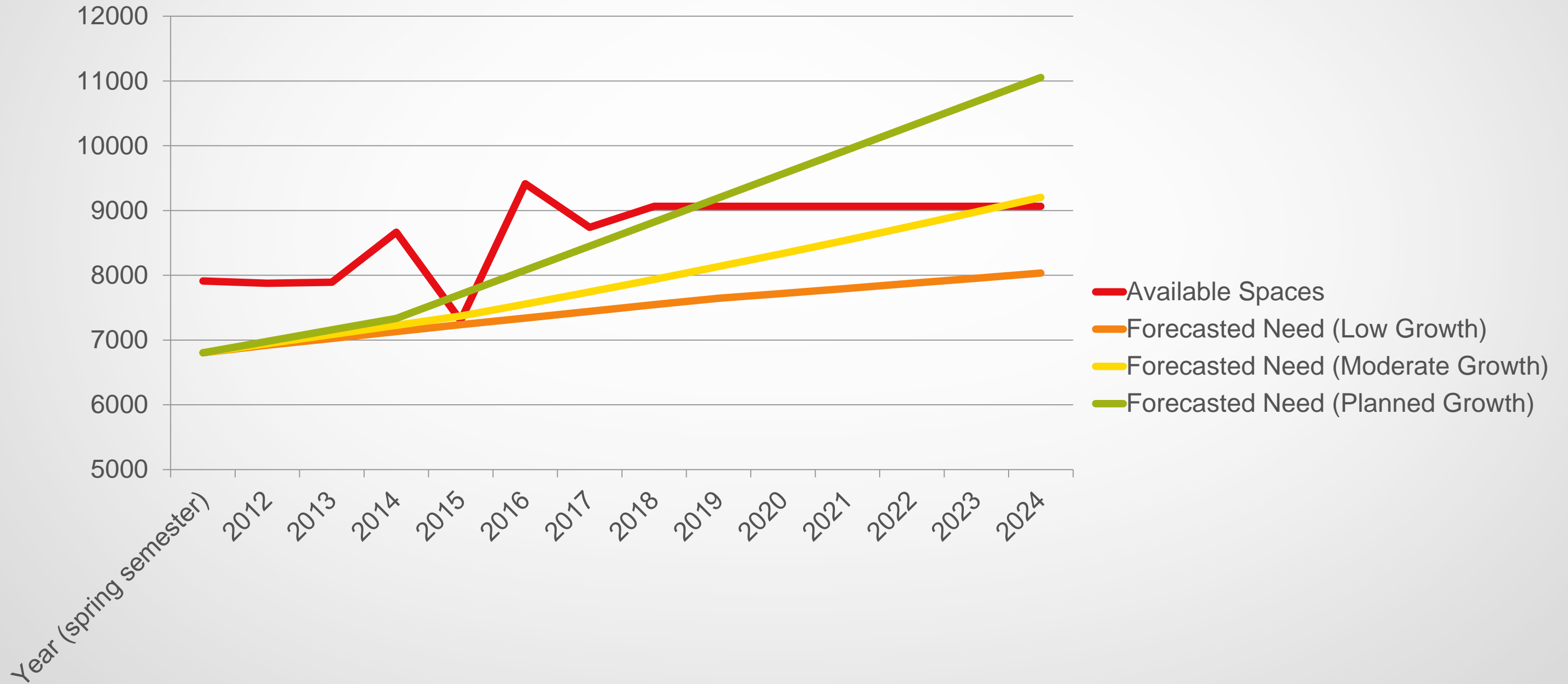




FACILITIES UPDATE

# Parking Analysis

# MEASURE RR PARKING FORECAST





# FACILITIES UPDATE Project Budgets

# MEASURE RR MASTER PROJECT BUDGETS

Measure RR Funded Projects	Project Budgets to 2017	Measure RR BAN Funds	Measure RR Series A & B	Measure RR Series C (2016)	Other Funds
<b>Business + Computer Technology</b>	\$ 52,894,165	\$ 526,082	\$ 21,033,918	\$ 31,334,165	\$
<b>Child Development Complex</b>	18,729,477	16,728,825	-	-	2,000,652
<b>Stadium Improvements</b>	22,663,219	-	10,580,000	12,083,219	-
<b>Athletics Field House East and Press Box</b>	16,050,000	-	7,520,000	8,530,000	-
<b>Tennis Courts and Practice Fields</b>	8,650,000	-	4,000,000	4,650,000	-
<b>Athletics Complex Site Improvements and Infrastructure</b>	9,400,000	-	4,400,000	5,000,000	-
<b>Classroom Building Renovation - Phase 1</b>	5,300,000	4,567,310	74,803	-	657,887
<b>Astronomy Dome</b>	792,701	792,701	-	-	-
<b>South Campus Site Improvements</b>	5,965,030	215,030	5,750,000	-	-
<b>Parking Structure</b>	53,764,778	580,139	25,235,380	27,949,259	-
<b>Scheduled Maintenance and Energy Efficiency Projects</b>	12,351,789	2,451,789	9,100,000	-	800,000

# MEASURE RR MASTER PROJECT BUDGETS

Campus Wide Improvements	Project Budgets to 2017	Measure RR BAN Funds	Measure RR Series A & B	Measure RR Series C (2016)	Other Funds
Site Improvement, Water Conservation + Utility Infrastructure	\$ 22,114,151	\$ 5,394,151	\$ 13,320,000	\$ 2,900,000	\$ 500,000
Solar Power Generation Plant	5,500,000	-	2,000,000	-	3,500,000
COPS Debt Retirement	9,596,001	9,596,001	-	-	-
Temporary Space (2013 - 2016)	2,648,230	1,573,230	1,075,000	-	-
Demolition Projects (2013 - 2016)	1,080,000	280,000	800,000	-	-
Equipment Allowance	2,750,000	1,003,999	1,746,001	-	-
Technology Equipment and Infrastructure (2013 - 2016)	3,000,000	-	3,000,000	-	-
Owners Contingency (2013 – 2016)	14,250,000	-	1,750,000	12,500,000	-
Campus Wide Improvement (Current and Complete Projects)	8,832,752	8,832,752	-	-	-
Building 12 Remodel	10,351,983	4,200,000	6,151,983	-	-
Food Service Facility	14,258,143	954,210	9,500,000	-	3,803,933
Student Success Center	14,024,999	1,064,429	11,810,570	-	1,150,000
Campus Wide Improvement (Misc. Projects 2013 - 2016)	2,575,000	-	2,575,000	-	-
Planning Costs for Future Projects	328,348	328,348	-	-	-
Construction Support	12,930,622	5,930,622	7,000,000	-	-
<b>TOTALS</b>	<b>\$ 330,801,388</b>	<b>\$ 65,019,618</b>	<b>\$ 148,422,655</b>	<b>\$ 104,946,643</b>	<b>\$ 12,412,472</b>



FACILITIES UPDATE

# Scenarios for Series C-RR

# CURRENT ENVIRONMENT FOR CCD BONDS

## AB 182

- Passed by California Assembly and Senate on September 3, 2013.
- Signed by the Governor on October 2, 2013.
- Current Version of Legislation Includes:
  - h Limits Capital Appreciation Bonds (“CABs”) to 25-Year Maximum Maturity.
  - h Requires all CABs to be Sold With “Call” Options.
  - h Allows 30-Year Maximum Maturity for Interest Paying Bonds.
    - Up to 40-Year Current Interest Bond Maturity Under Certain Conditions.
  - h Sets a Maximum 4:1 Bond Payback Ratio.
  - h Maximum Interest Rate of 8%.







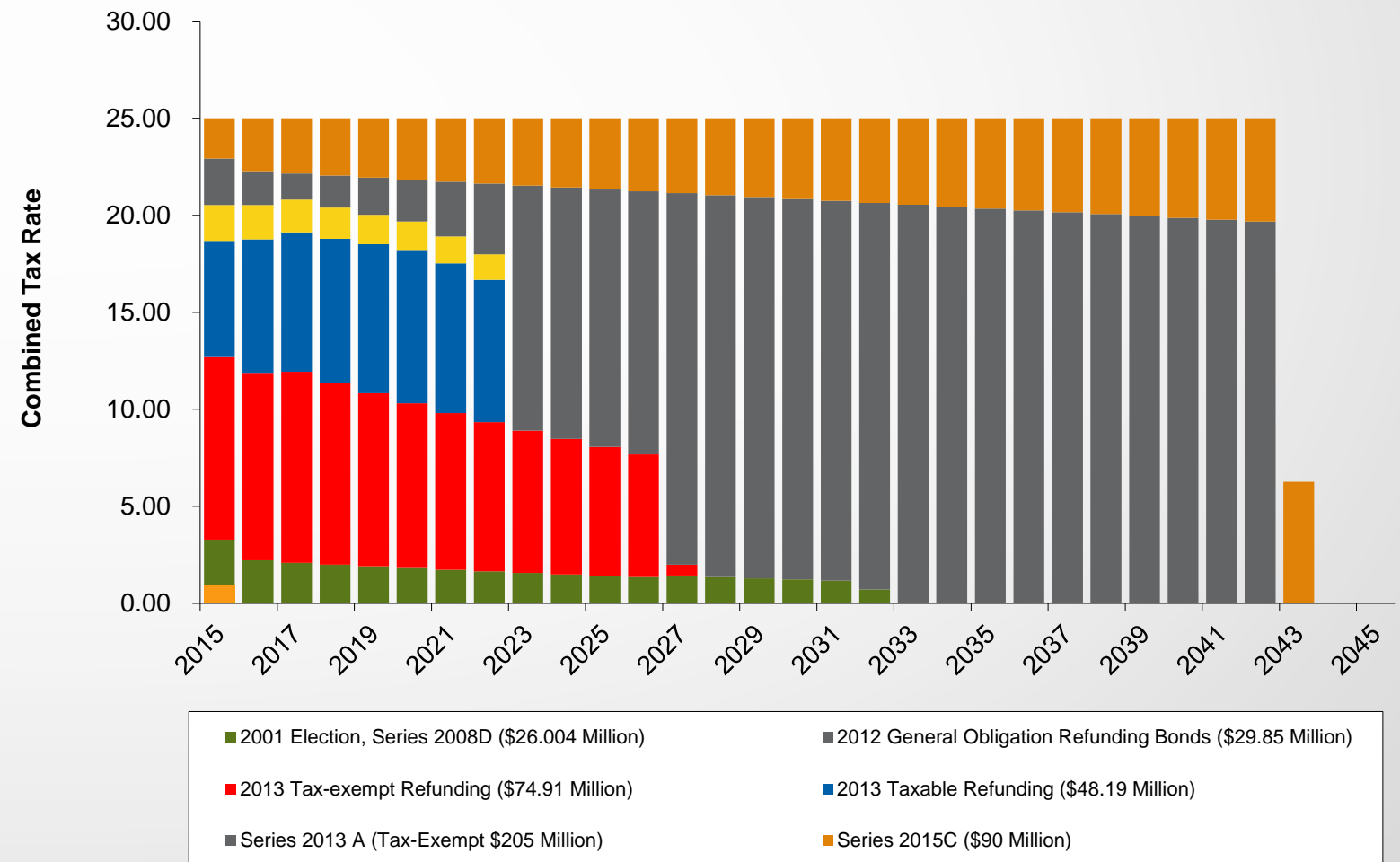
# SCENARIO B - \$90MM SERIES C IN 2015

## Scenario B includes the following assumptions:

- Issuance of **\$90 million**.
- 25 Year maximum maturity for Capital Appreciation Bonds.
- **30** Year maximum maturity for Current Interest Bonds.
- Estimated Total Debt Service **Ratio is 2.3X** (under 4X maximum).
- Maximum tax rate of \$25.00 per \$100,000.
- Assessed Valuation Growth Rate is provided below.

Actual/Assumed AV Growth Rate		
2011-12	0.00%	Actual
2012-13	0.00%	Actual
2013-14	4.23%	Actual
2014-15	4.00%	Estimate
2015-16	4.50%	Estimate
2016-17	4.75%	Estimate
Thereafter	5.00%	Estimate

Mt. San Antonio Community College District  
Outstanding Measure R and RR General Obligation  
Bonds Tax Rate Analysis  
Tax Rate per \$100,000 of AV



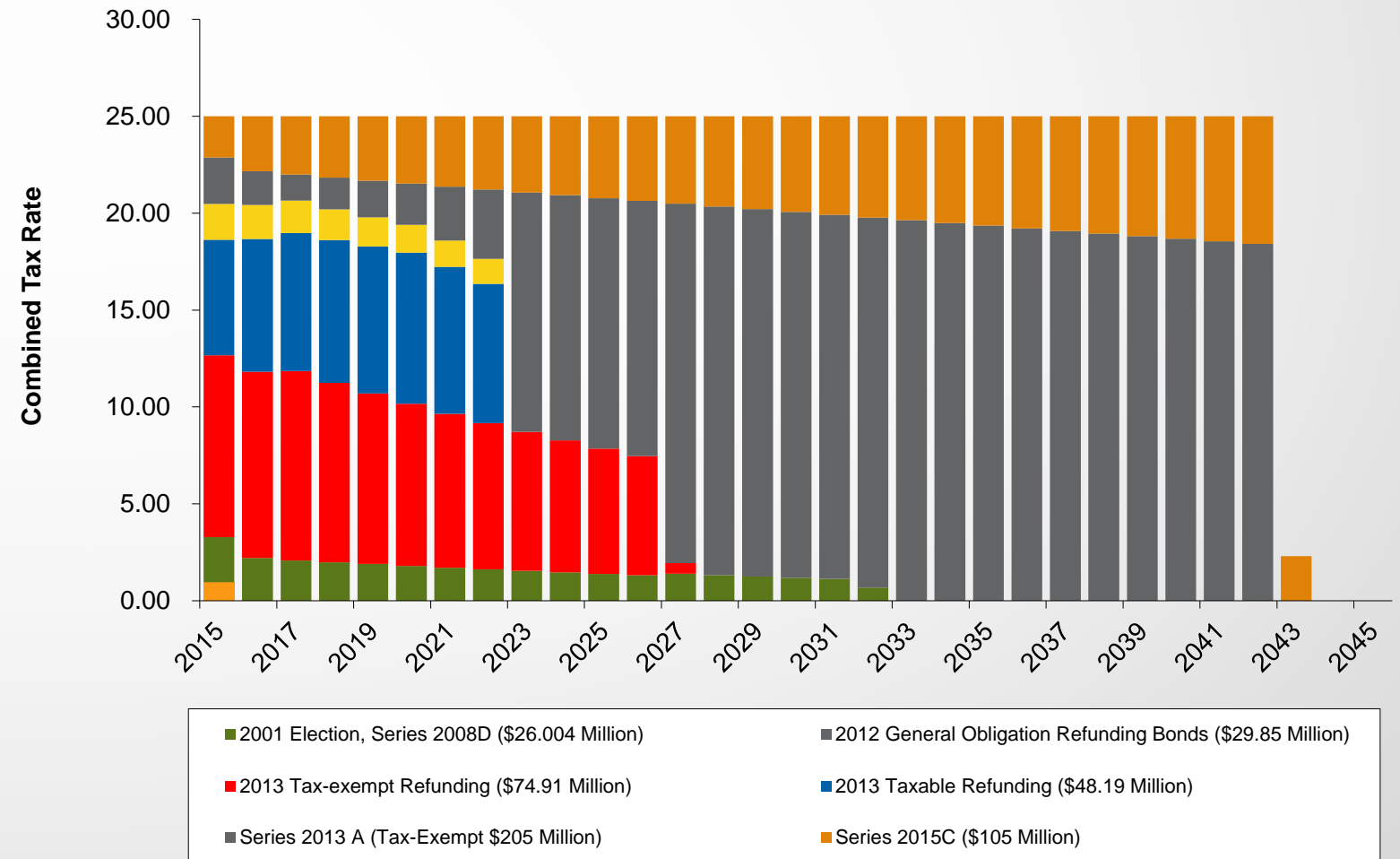
# SCENARIO C - \$105MM SERIES C IN 2015

## Scenario C includes the following assumptions:

- Issuance of **\$105 million**.
- 25 Year maximum maturity for Capital Appreciation Bonds.
- **30** Year maximum maturity for Current Interest Bonds.
- Estimated Total Debt Service Ratio is **2.35X** (under 4X maximum).
- Maximum tax rate of \$25.00 per \$100,000.
- Assessed Valuation Growth Rate is provided below.

Actual/Assumed AV Growth Rate		
2011-12	0.00%	Actual
2012-13	0.00%	Actual
2013-14	4.23%	Actual
2014-15	4.25%	Estimate
2015-16	4.50%	Estimate
2016-17	4.75%	Estimate
2017-18	5.00%	Estimate
Thereafter	5.25%	Estimate

Mt. San Antonio Community College District  
 Outstanding Measure R and RR General Obligation  
 Bonds Tax Rate Analysis  
 Tax Rate per \$100,000 of AV





## FACILITIES UPDATE

# Measure RRR/Future Projects?????

# 2018 ELECTION SCENARIOS - ISSUANCE 2 YEARS APART

## This scenario is based on the following assumptions:

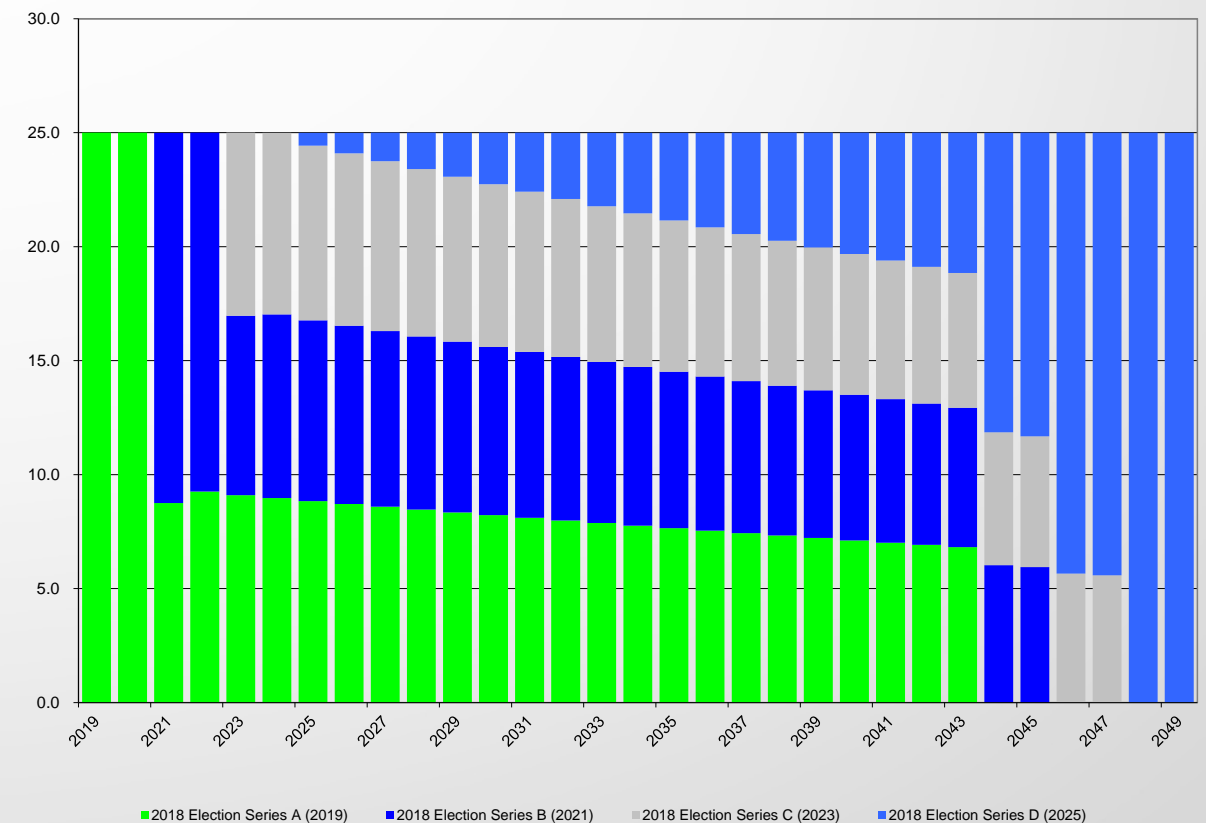
- Each issuance is two years apart with a maximum bond maturity of 25 years
- Bond authorization will be issued in four series over a 6 year period
- Assessed Valuation growth assumptions are provided below
- The issuances follow the proposed AB 182 legislation guidelines

The table to the right provides a sample of bond authorization amounts based on a maximum \$25 tax rate.

Actual/Assumed AV Growth Rate		
2011-12	1.58%	Actual
2012-13	1.41%	Actual
2013-14	4.23%	Actual
2014-15	3.50%	Estimate
2015-16	4.00%	Estimate
Thereafter	4.50%	Estimate

Tax Rate Per \$100,000 AV:			
		\$25.00	\$25.00
Series	Year	Par Amount	Par Amount
A	2019	\$170,000,000	\$190,000,000
B	2021	150,000,000	170,000,000
C	2023	130,000,000	160,000,000
D	2025	120,000,000	151,100,000
		<b>\$570,000,000</b>	<b>\$671,100,000</b>
<b>Includes CABs?</b>		<b>No</b>	<b>Yes</b>

Mt San Antonio Community College District  
New Election Tax Rate Analysis  
\$25.00 Tax Rate per \$100,000 of AV



# 2018 ELECTION SCENARIOS - ISSUANCE 3 YEARS APART

**This scenario is based on the following assumptions:**

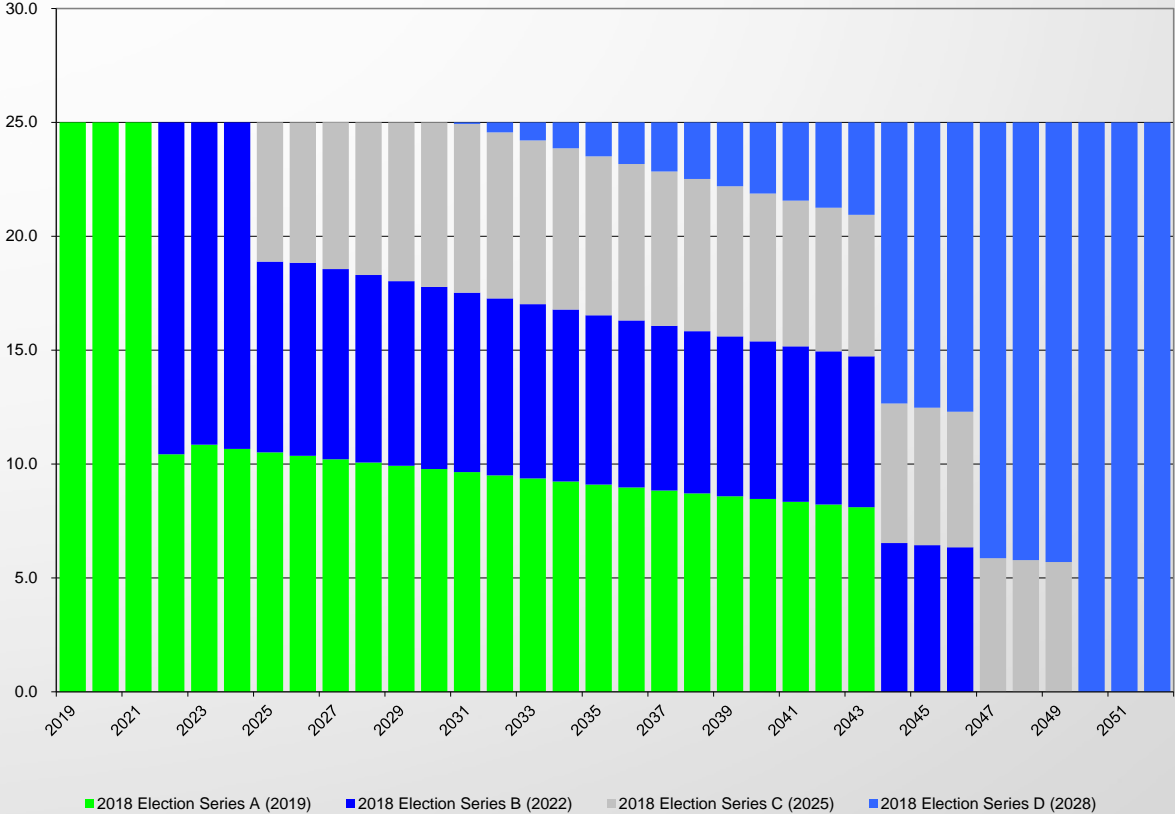
- Each issuance is two years apart with a maximum bond maturity of 25 years
- Bond authorization will be issued in four series over a 9 year period
- Assessed Valuation growth assumptions are provided below
- The issuances follow the proposed AB 182 legislation guidelines

The table to the right provides a sample of bond authorization amounts based on a maximum \$25 tax rate.

Actual/Assumed AV Growth Rate		
2011-12	1.58%	Actual
2012-13	1.41%	Actual
2013-14	4.23%	Actual
2014-15	3.50%	Estimate
2015-16	4.00%	Estimate
Thereafter	4.50%	Estimate

Tax Rate Per \$100,000 AV:			
		\$25.00	\$25.00
Series	Year	Par Amount	Par Amount
A	2019	\$200,000,000	\$230,000,000
B	2022	160,000,000	190,000,000
C	2025	150,000,000	170,000,000
D	2028	150,000,000	183,800,000
		<b>\$660,000,000</b>	<b>\$773,800,000</b>
<b>Includes CABs?</b>		<b>No</b>	<b>Yes</b>

Mt San Antonio Community College District  
New Election Tax Rate Analysis  
\$25.00 Tax Rate per \$100,000 of AV



# 2018 ELECTION SCENARIOS - ISSUANCE 4 YEARS APART

**This scenario is based on the following assumptions:**

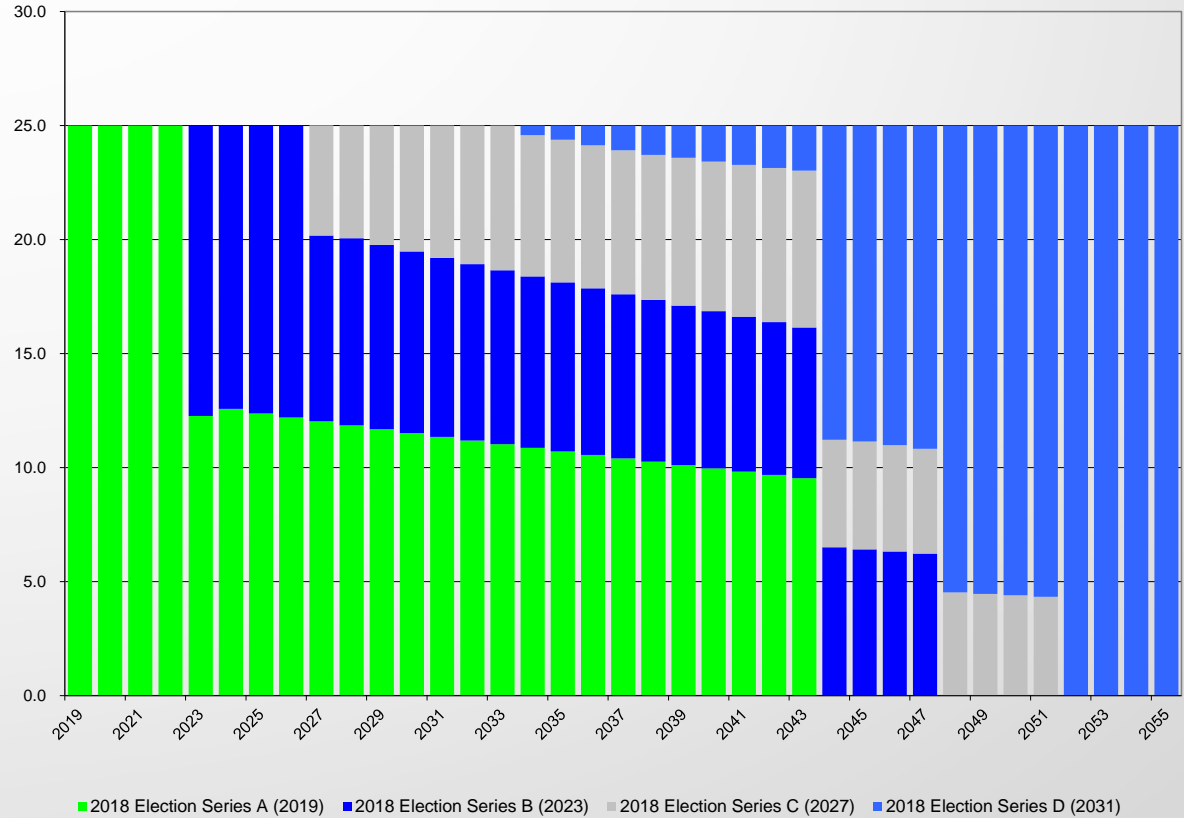
- Each issuance is two years apart with a maximum bond maturity of 25 years
- Bond authorization will be issued in four series over a 12 year period
- Assessed Valuation growth assumptions are provided below
- The issuances follow the proposed AB 182 legislation guidelines

The table to the right provides a sample of bond authorization amounts based on a maximum \$25 tax rate.

Actual/Assumed AV Growth Rate		
2011-12	1.58%	Actual
2012-13	1.41%	Actual
2013-14	4.23%	Actual
2014-15	3.50%	Estimate
2015-16	4.00%	Estimate
Thereafter	4.50%	Estimate

Tax Rate Per \$100,000 AV:		\$25.00	\$25.00
Series	Year	Par Amount	Par Amount
A	2019	\$220,000,000	\$270,000,000
B	2023	200,000,000	195,000,000
C	2027	160,000,000	160,000,000
D	2031	150,000,000	270,000,000
		<b>\$730,000,000</b>	<b>\$895,000,000</b>
<b>Includes CABs?</b>		<b>No</b>	<b>Yes</b>

Mt San Antonio Community College District  
New Election Tax Rate Analysis  
\$25.00 Tax Rate per \$100,000 of AV



QUESTIONS & COMMENTS  
THANK YOU