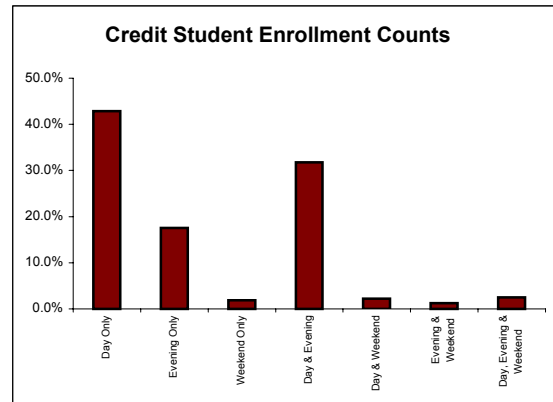


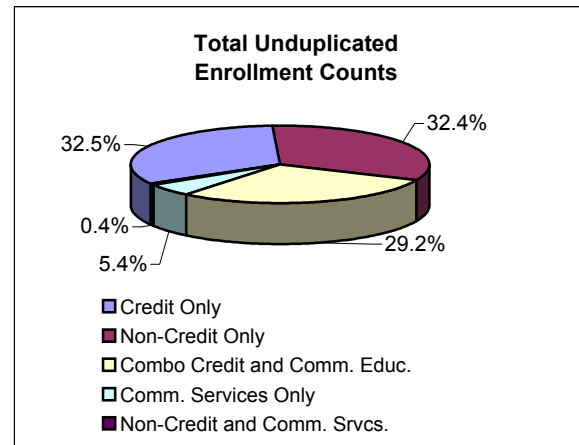
MT. SAN ANTONIO COLLEGE END-OF-TERM* ENROLLMENT DATA, SPRING 2004

Credit Student Enrollment Counts	No.	Percent
Day Only	10,096	42.8%
Evening Only	4,130	17.5%
Weekend Only	441	1.9%
Day & Evening	7,487	31.8%
Day & Weekend	530	2.2%
Evening & Weekend	296	1.3%
Day, Evening & Weekend	585	2.5%
Unduplicated Credit Total	23,565	100.0%

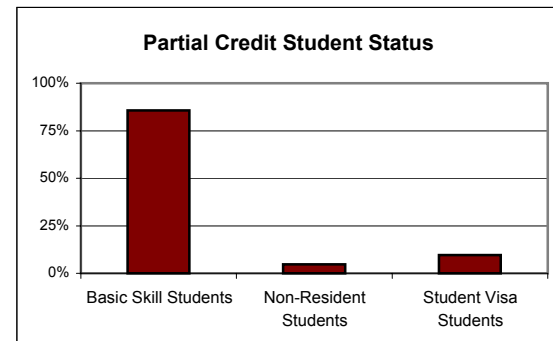


Note: Evening courses are those courses offered starting at 4:00 p.m. and after.

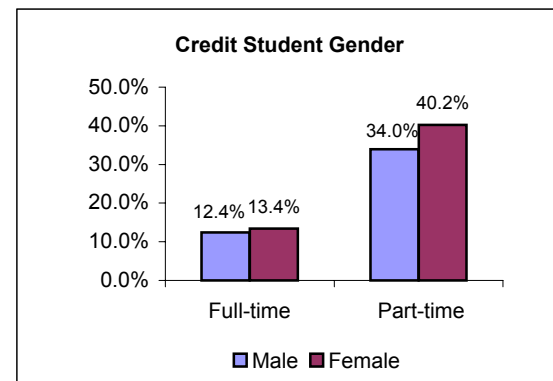
Total Unduplicated Enrollment Counts	No.	Percent
Credit Only	12,414	32.5%
Non-Credit Only	12,379	32.4%
Combo Credit and Comm. Educ.	11,151	29.2%
Comm. Services Only	2,073	5.4%
Non-Credit and Comm. Svcs.	160	0.4%
Unduplicated Total	38,177	100.0%



Partial Credit Student Status	No.	Percent
Basic Skill Students	3,658	85.6%
Non-Resident Students	201	4.7%
Student Visa Students	412	9.6%
Total	4,271	100.0%



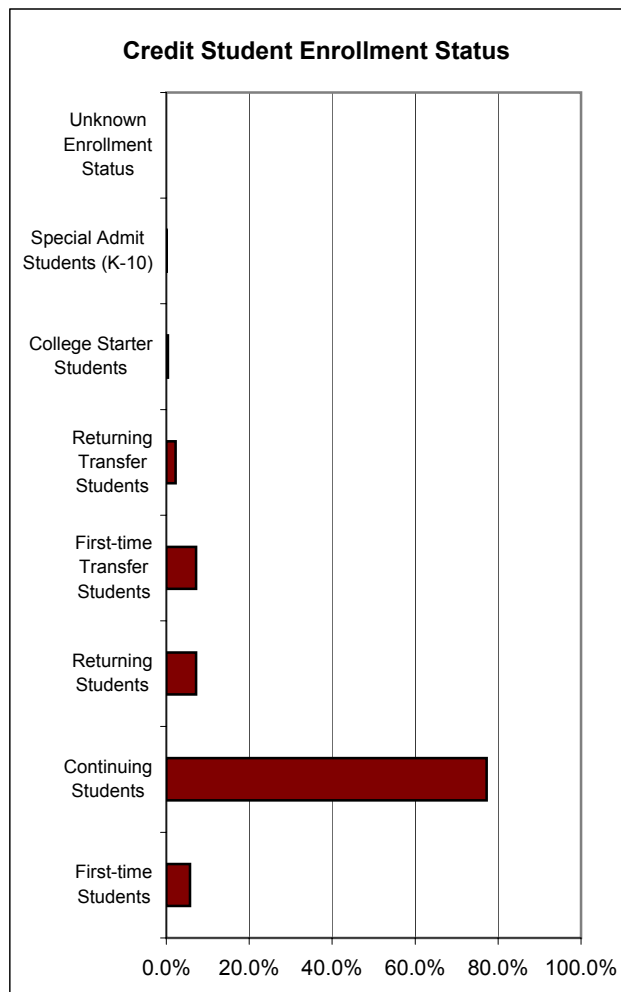
Credit Student Gender	No.	Percent
Full-time Male	2,923	12.4%
Full-time Female	3,160	13.4%
Total Full-time Students	6,083	25.8%
Part-time Male	8,007	34.0%
Part-time Female	9,473	40.2%
Total Part-time Students	17,480	74.2%
Unknown Gender	2	0.0%
Total Credit Enrollment	23,565	100.0%



MT. SAN ANTONIO COLLEGE END-OF-TERM* ENROLLMENT DATA, SPRING 2004

Credit Student Enrollment Status	No.	Percent
First-time Students	1,352	5.7%
Continuing Students	18,209	77.3%
Returning Students	1,687	7.2%
First-time Transfer Students	1,693	7.2%
Returning Transfer Students	526	2.2%
College Starter Students	87	0.4%
Special Admit Students (K-10)	11	0.0%
Unknown Enrollment Status	0	0.0%
Total	23,565	100.0%

College Starter Students are high-school juniors and seniors who are attending Mt. SAC. **Special Admit Students** are students enrolled in kindergarten through tenth grade and attending Mt. SAC. Both are admitted to Mt. SAC on an individual basis by submitting a special College Starter Application.



*** End-of-Term** - End-of-Term data is the latest reasonable measurement Mt. SAC uses to analyze its student body. The date used for this report falls well after the actual end-date of the term. This is to allow for changes in enrollment due to grade changes, incomplete grades, etc. It is for this reason that the Office of Research and Institutional Effectiveness uses this late date as its final measurement of student enrollment at the College.