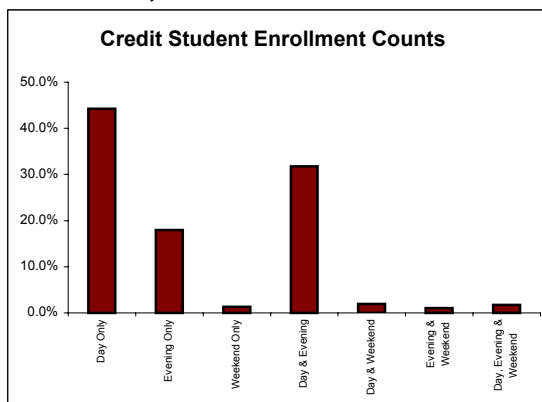


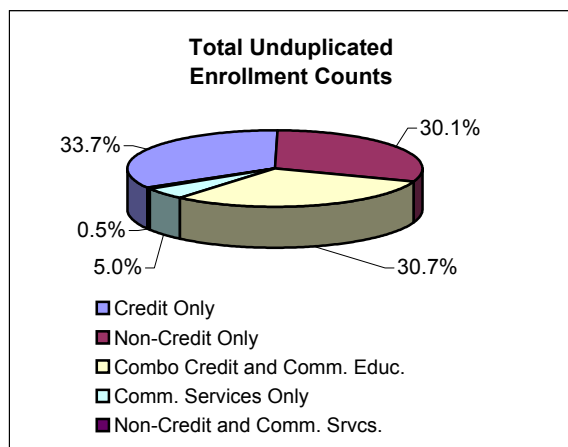
## MT. SAN ANTONIO COLLEGE END-OF-TERM\* ENROLLMENT DATA, FALL 2003

Credit Student Enrollment Counts	No.	Percent
Day Only	10,847	44.3%
Evening Only	4,398	17.9%
Weekend Only	329	1.3%
Day & Evening	7,777	31.7%
Day & Weekend	470	1.9%
Evening & Weekend	253	1.0%
Day, Evening & Weekend	432	1.8%
Unduplicated Credit Total	24,506	100.0%

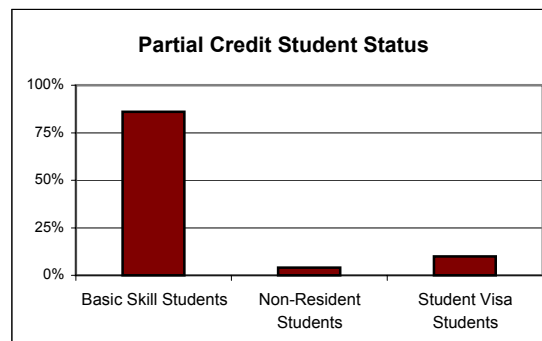


**Note:** Evening courses are those courses offered starting at 4:00 p.m. and after.

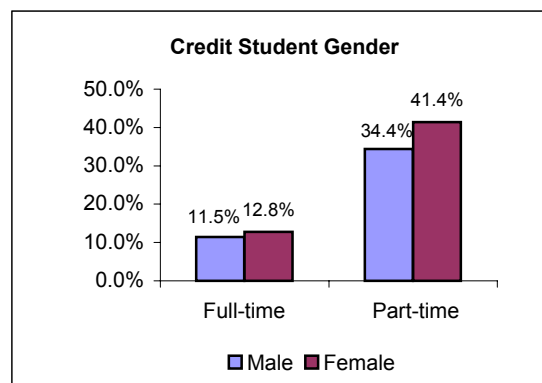
Total Unduplicated Enrollment Counts	No.	Percent
Credit Only	12,812	33.7%
Non-Credit Only	11,462	30.1%
Combo Credit and Comm. Educ.	11,694	30.7%
Comm. Services Only	1,898	5.0%
Non-Credit and Comm. Svcs.	205	0.5%
Unduplicated Total	38,071	100.0%



Partial Credit Student Status	No.	Percent
Basic Skill Students	4,116	86.1%
Non-Resident Students	190	4.0%
Student Visa Students	477	10.0%
Total	4,783	100.0%



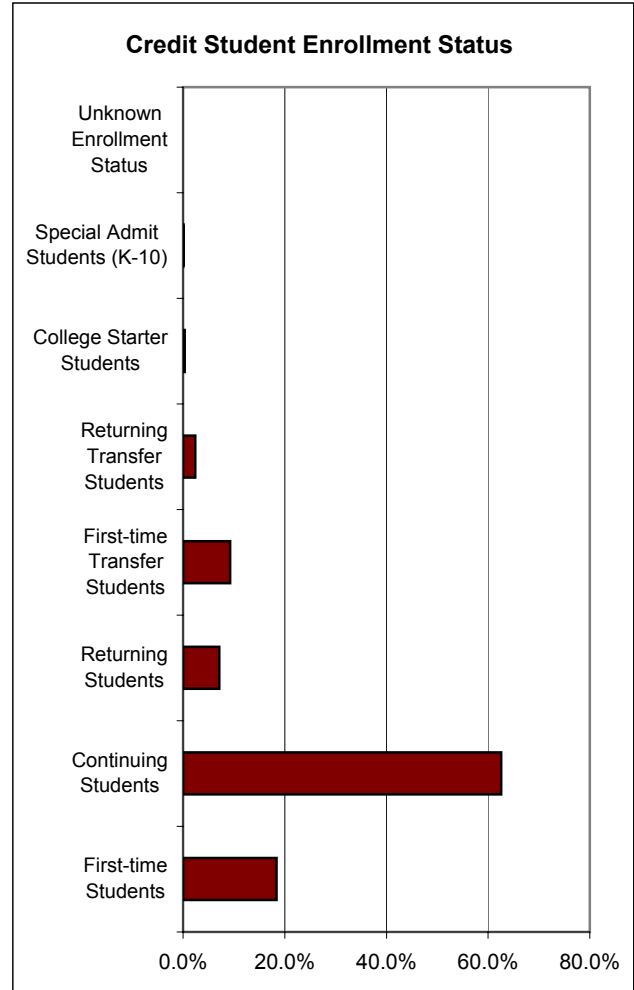
Credit Student Gender	No.	Percent
Full-time Male	2,809	11.5%
Full-time Female	3,134	12.8%
Total Full-time Students	5,943	24.3%
Part-time Male	8,422	34.4%
Part-time Female	10,139	41.4%
Total Part-time Students	18,561	75.7%
Unknown Gender	2	0.0%
Total Credit Enrollment	24,506	100.0%



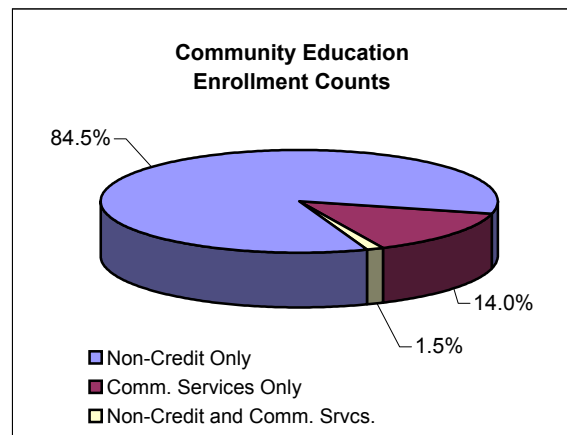
## MT. SAN ANTONIO COLLEGE END-OF-TERM\* ENROLLMENT DATA, FALL 2003

Credit Student Enrollment Status	No.	Percent
First-time Students	4,507	18.4%
Continuing Students	15,325	62.5%
Returning Students	1,736	7.1%
First-time Transfer Students	2,266	9.2%
Returning Transfer Students	579	2.4%
College Starter Students	77	0.3%
Special Admit Students (K-10)	16	0.1%
Unknown Enrollment Status	0	0.0%
Total	24,506	100.0%

**College Starter Students** are high-school juniors and seniors who are attending Mt. SAC. **Special Admit Students** are students enrolled in kindergarten through tenth grade and attending Mt. SAC. Both are admitted to Mt. SAC on an individual basis by submitting a special College Starter Application.



Community Education (C.E.) Enrollment Counts	No.	Percent
Non-Credit Only	11,462	84.5%
Comm. Services Only	1,898	14.0%
Non-Credit and Comm. Svcs.	205	1.5%
Unduplicated C.E. Total	13,565	100.0%



**\* End-of-Term** - End-of-Term data is the latest reasonable measurement Mt. SAC uses to analyze its student body. The date used for this report falls well after the actual end-date of the term. This is to allow for changes in enrollment due to grade changes, incomplete grades, etc. It is for this reason that the Office of Research and Institutional Effectiveness uses this late date as its final measurement of student enrollment at the College.