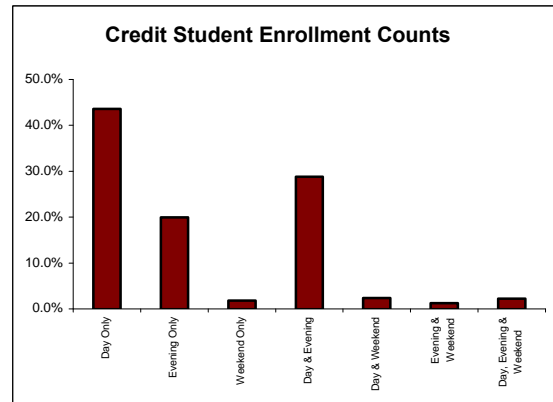


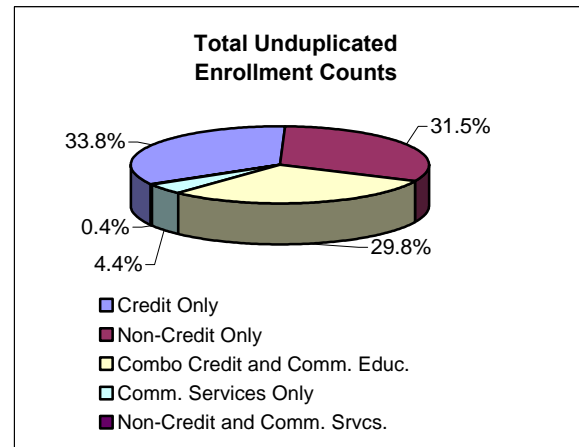
## MT. SAN ANTONIO COLLEGE END-OF-TERM\* ENROLLMENT DATA, FALL 2002

Credit Student Enrollment Counts	No.	Percent
Day Only	11,401	43.6%
Evening Only	5,228	20.0%
Weekend Only	476	1.8%
Day & Evening	7,538	28.8%
Day & Weekend	627	2.4%
Evening & Weekend	325	1.2%
Day, Evening & Weekend	575	2.2%
Unduplicated Credit Total	26,170	100.0%

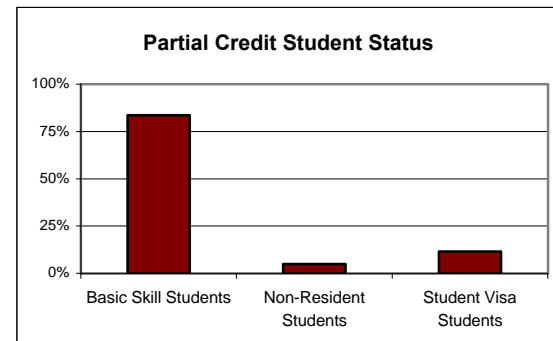


**Note:** Evening courses are those courses offered starting at 4:00 p.m. and after.

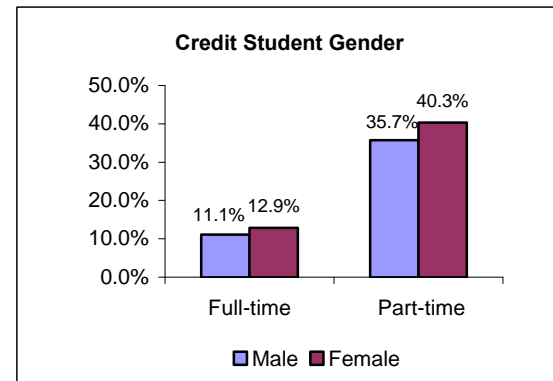
Total Unduplicated Enrollment Counts	No.	Percent
Credit Only	13,902	33.8%
Non-Credit Only	12,960	31.5%
Combo Credit and Comm. Educ.	12,268	29.8%
Comm. Services Only	1,821	4.4%
Non-Credit and Comm. Svcs.	157	0.4%
Unduplicated Total	41,108	100.0%



Partial Credit Student Status	No.	Percent
Basic Skill Students	3,979	83.6%
Non-Resident Students	231	4.9%
Student Visa Students	550	11.6%
Total	4,760	100.0%



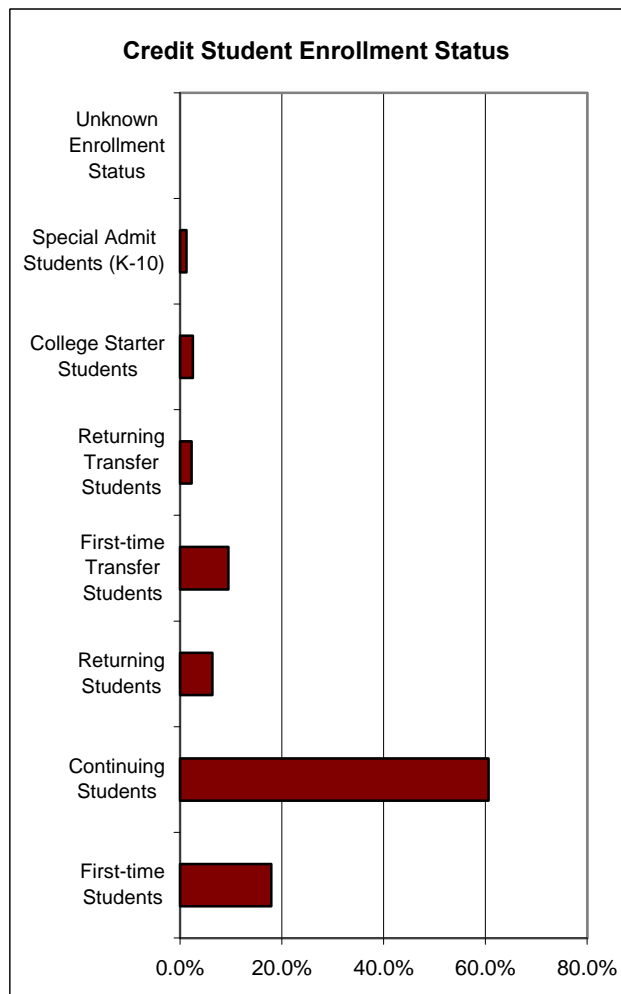
Credit Student Gender	No.	Percent
Full-time Male	2,901	11.1%
Full-time Female	3,364	12.9%
Total Full-time Students	6,265	23.9%
Part-time Male	9,348	35.7%
Part-time Female	10,553	40.3%
Total Part-time Students	19,901	76.0%
Unknown Gender	4	0.0%
Total Credit Enrollment	26,170	100.0%



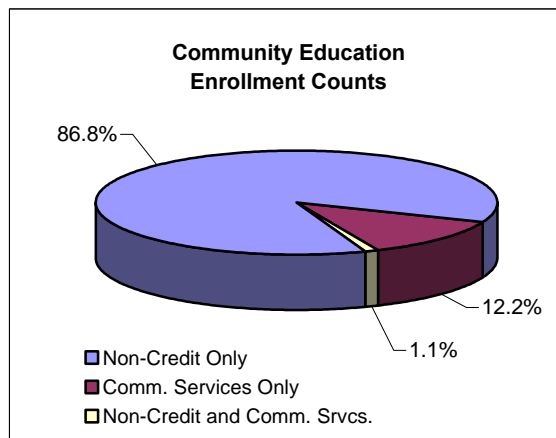
## MT. SAN ANTONIO COLLEGE END-OF-TERM\* ENROLLMENT DATA, FALL 2002

Credit Student Enrollment Status	No.	Percent
First-time Students	4,679	17.9%
Continuing Students	15,857	60.6%
Returning Students	1,646	6.3%
First-time Transfer Students	2,461	9.4%
Returning Transfer Students	569	2.2%
College Starter Students	650	2.5%
Special Admit Students (K-10)	308	1.2%
Unknown Enrollment Status	0	0.0%
Total	26,170	100.0%

**College Starter Students** are high-school juniors and seniors who are attending Mt. SAC. **Special Admit Students** are students enrolled in kindergarten through tenth grade and attending Mt. SAC. Both are admitted to Mt. SAC on an individual basis by submitting a special College Starter Application.



Community Education (C.E.) Enrollment Counts	No.	Percent
Non-Credit Only	12,960	86.8%
Comm. Services Only	1,821	12.2%
Non-Credit and Comm. Svcs.	157	1.1%
Unduplicated C.E. Total	14,938	100.0%



**\* End-of-Term** - End-of-Term data is the latest reasonable measurement Mt. SAC uses to analyze its student body. The date used for this report falls well after the actual end-date of the term. This is to allow for changes in enrollment due to grade changes, incomplete grades, etc. It is for this reason that the Office of Research and Institutional Effectiveness uses this late date as its measurement of student enrollment at the College.