


# ACADEMIC SUPPORT & ACHIEVEMENT CENTER SI AND DROP-IN TUTORING MATH SUCCESS AND RETENTION RATES FALL 2013 - SPRING 2019 (INTERSESSIONS EXCLUDED)

## DATA FOR MATH STUDENTS WITH AT LEAST 6 HOURS OF TUTORING (SI, ASAC DROP-IN, AND MARCS):



Tutored at least 6 hrs. = 20,390  
Tutored less than 6 hrs. = 66,940

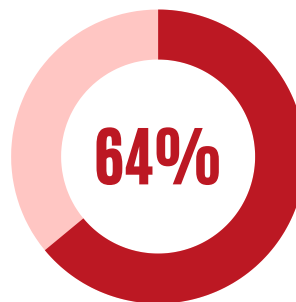


Math Courses Analyzed:  
50, 51, 71, 110, 130, 140, 150, 160, 180, 181

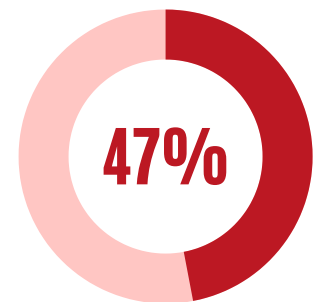
### SUCCESS RATES:

- Success rate is the percentage of students who received a passing/satisfactory grade.
- 17% difference in success rates between tutored students with at least 6 hrs. and tutored students with less than 6 hrs.

Tutored at  
least 6 hrs.



Tutored less  
than 6 hrs.



### RETENTION RATES:

- Retention rate is the percentage of students who remained in class and received a valid grade.
- 11% difference in retention rates between tutored students with at least 6 hrs. and tutored students with less than 6 hrs.



Tutored at  
least 6 hrs.



Tutored less  
than 6 hrs.

